

TM 9-2320-328-13&P-3

TECHNICAL MANUAL

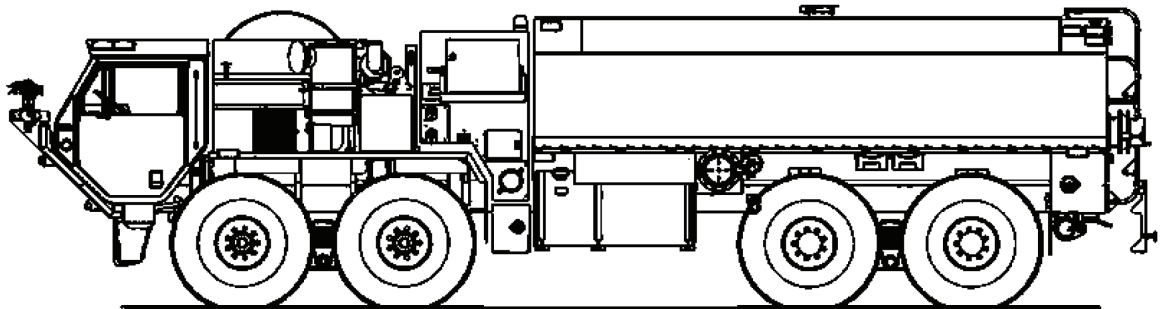
OPERATOR'S AND FIELD LEVEL
MAINTENANCE MANUAL
(INCLUDING REPAIR PARTS AND SPECIAL TOOLS LIST)

FOR

HEMTT-BASED WATER TENDER (HEWATT)

MODEL M1158

NSN 2320-01-528-6294



DISTRIBUTION STATEMENT A: Approved for public release; distribution is unlimited.

HEADQUARTERS, DEPARTMENT OF THE ARMY

APRIL 2008

WARNING SUMMARY

This list summarizes critical warnings in this technical manual. They are repeated here to let you know how important they are. Study these warnings carefully. They can save your life and the lives of personnel you work with. If there is any doubt about handling tools, materials, equipment, and procedures, see TB 43-0216, Safety and Hazard Warnings for Operation and Maintenance of TACOM Equipment.

FOR INFORMATION ON FIRST AID, REFER TO FM 4-25.11.

OPERATION HAZARDS**WARNING**

- **CARBON MONOXIDE (EXHAUST GAS) CAN CAUSE DEATH**
- **Carbon monoxide is without color or smell, but can cause death. Breathing air with carbon monoxide produces symptoms of headache, dizziness, loss of muscular control, a sleepy feeling, and coma. Brain damage or death can result from heavy exposure. Carbon monoxide occurs in the exhaust fumes of fuel-burning heaters and internal combustion engines. Carbon monoxide can become dangerously concentrated under conditions of no ventilation. Precautions must be followed to ensure crew safety when the personnel heater or engine of any vehicle is operated for any purpose.**
- **DO NOT operate personnel heater or engine of vehicle in a closed place without proper ventilation.**
- **DO NOT drive any vehicle with inspection plates, cover plates, or engine compartment covers removed unless necessary for maintenance purposes.**
- **BE ALERT at all times during vehicle operation for exhaust odors and exposure symptoms. If either are present, IMMEDIATELY VENTILATE personnel compartments. If symptoms persist, remove affected crew to fresh air and keep warm. DO NOT PERMIT PHYSICAL EXERCISE. If necessary, give artificial respiration and get immediate medical attention. For artificial respiration, refer to FM 4-25.11.**
- **BE AWARE that the gas particulate filter unit or field protection mask for nuclear-biological-chemical protection WILL NOT offer safety from carbon monoxide poisoning.**
- **THE BEST DEFENSE AGAINST CARBON MONOXIDE POISONING IS GOOD VENTILATION.**

WARNING



Personnel hearing can be **PERMANENTLY DAMAGED** if exposed to constant high noise levels of 85 dB or greater. Wear approved hearing protection devices when working in high noise level areas. Hearing loss occurs gradually, but becomes permanent over time.

WARNING



Diesel fuel compartment heaters come on automatically when truck engine is running and air temperature is below (+39°F [4°C]). **CARBON MONOXIDE (EXHAUST GAS) CAN KILL YOU.** Carbon monoxide is a colorless, odorless, **DEADLY POISONOUS** gas and when breathed, deprives body of oxygen and causes **SUFFOCATION**. Breathing air with carbon monoxide produces symptoms of headache, dizziness, loss of muscular control, a sleepy feeling, and coma. **Permanent BRAIN DAMAGE or DEATH** can result from severe exposure. Precautions **MUST** be followed to ensure personnel are safe whenever compartment heaters or engine are operated for any purpose. Injury to personnel may result.

WARNING



DO NOT operate compartment heaters or engine of truck in enclosed area without adequate ventilation. **BE ALERT** at all times whenever **BATTERY** switch is **ON**, truck engine is running, and air temperature is below (+39°F [4°C]) for exhaust symptoms. If either are present, **IMMEDIATELY EVACUATE AND VENTILATE** the area. Affected personnel treatment shall be: expose to fresh air; keep warm; **DO NOT PERMIT PHYSICAL EXERCISE**; if necessary, give artificial respiration as described in FM 4-25.11 and get medical attention. **BE AWARE**; neither the gas particulate filter unit nor field protection mask for nuclear-biological-chemical protection will protect you from carbon monoxide poisoning. **THE BEST DEFENSE AGAINST CARBON MONOXIDE POISONING IS GOOD VENTILATION.**

MODIFICATION HAZARD

WARNING



Unauthorized modifications to, alterations to, or installations of this equipment are prohibited and are in violation of AR 750-10. Any unauthorized modifications, alterations, or installations could result in injury or death to personnel or damage to equipment.

HIGH-PRESSURE HYDRAULIC SYSTEM

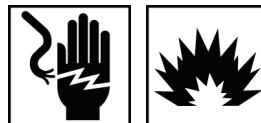
WARNING



- Hydraulic systems can cause serious injury if high-pressure lines or equipment fails.
- Never work on hydraulic systems or equipment unless there is another person nearby who is familiar with the operation and hazards of the equipment and can give first aid.
- Never disconnect any hydraulic hose or part while the engine is running. Allow several minutes to elapse after shutting off engine, to allow pressure to relieve itself, before attempting to remove hoses. Failure to comply may result in injury to personnel.

ELECTRICAL SYSTEM

WARNING



- Remove all jewelry, such as rings, dog tags, bracelets, etc. If jewelry or tools contact electrical circuits, a direct short may result. Damage to equipment or death to personnel may occur.
- Do not smoke, use open flame, make sparks or other ignition sources around batteries. A battery giving off gas could explode and cause injury to personnel.

SOLVENT CLEANING COMPOUND**WARNING**

Solvent cleaning compound MIL-PRF-680 Type II and III may be irritating to the eyes and skin. Use protective gloves and goggles. Use in well-ventilated areas. Use respirator as needed. Accidental ingestion can cause irritation of digestive tract and respiratory tract, may cause lung and central nervous system damage. Can be fatal if swallowed. Inhalation of high/massive concentrations can cause coma or be fatal. First aid for ingestion: do not induce vomiting. Seek immediate medical attention. First aid for skin contact: remove contaminated clothing. Wash skin thoroughly with soap and water. If symptoms persist, seek medical attention. First aid for eye contact: flush with water for 15 minutes or until irritation subsides. If symptoms persist, seek medical attention. First aid for inhalation: move to fresh air. If not breathing, provide artificial respiration. If symptoms persist, seek medical attention. Keep away from open flames and other sources of ignition. Failure to follow this warning may result in injury or death to personnel.

- The flashpoint for Type II solvent cleaning compound is 141-198°F (61-92°C) and Type III is 200-241°F (93-116°C).
- Improper cleaning methods and use of unauthorized cleaning solvents may injure personnel and damage equipment.
- Fire extinguishers should be placed nearby when using solvent cleaning compound. Failure to follow this warning may result in injury or death.
- Cloths or rags saturated with solvent cleaning compound must be disposed of IAW authorized facilities' procedures. Failure to follow this warning may result in injury.
- Eye shields must be worn when cleaning with a wire brush. Flying rust and metal particle may cause injury.

ADHESIVE**WARNING**

Adhesives, solvents, and sealing compounds can burn easily, can give off harmful vapors, and are harmful to skin and clothing. To avoid injury or death, keep away from open fire and use in well-ventilated area. If adhesive, solvent, or sealing compound gets on skin or clothing, wash immediately with soap and water.

FLAMMABLE LIQUID AND COMBUSTIBLE VAPOR

WARNING



Gasoline, fuel oil, lubricating oil, grease, paint, paint thinner, cleaning solvents, and other combustible liquids present a serious fire hazard. Always store combustible liquids in approved containers and in their designated compartments or deck storage locations. Ensure exhaust and ventilation fans are operating while using cleaning solvents or paint products. Never store or charge batteries in a confined space without ventilation or near electrical equipment.

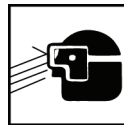
WARNING



Fuel is very flammable and can explode easily. To avoid serious injury or death, keep fuel away from open fire and keep fire extinguisher within easy reach when working with fuel. Do not work on fuel system when engine is hot. Fuel can be ignited by hot engine. While working with fuel, post signs that read **NO SMOKING WITHIN 50 FEET OF VEHICLE**.

PARTS UNDER PRESSURE

WARNING



Wear safety goggles and use caution when removing or installing springs, snap rings, retaining rings, and other parts under spring tension. These parts can act as projectiles, resulting in serious injury to personnel.

LIST OF EFFECTIVE PAGES/WORK PACKAGES

NOTE: Zero in the "Change No." column indicates an original page or work package.

Date of issue for the original manual is:

Original 30 April 2008

**TOTAL NUMBER OF VOLUMES IS 3, TOTAL NUMBER OF PAGES
FOR FRONT AND REAR MATTER IS 198 AND TOTAL NUMBER OF
WORK PACKAGES IS 401, CONSISTING OF THE FOLLOWING:**

Page/WP No.	Change No.	Page/WP No.	Change No.
VOLUME 3		FP-15	0
Cover	0	FP-16 blank	0
Warning Summary (6 pgs).	0	FP-17	0
i thru iv	0	FP-18 blank	0
Chp 6 Title page	0	FP-19	0
WP 0389 (8 pgs)	0	FP-20 blank	0
WP 0390 (4 pgs)	0	FP-21	0
WP 0391 (6 pgs)	0	FP-22 blank	0
WP 0392 (280 pgs)	0		
WP 0393 (4 pgs)	0		
WP 0394 (2 pgs)	0		
WP 0395 (18 pgs)	0		
WP 0396 (28 pgs)	0		
Chp 7 Title page	0		
WP 0397 (2 pgs)	0		
WP 0398 (4 pgs)	0		
WP 0399 (14 pgs)	0		
WP 0400 (8 pgs)	0		
WP 0401 (4 pgs)	0		
INDEX-1 thru INDEX-26	0		
FP-1	0		
FP-2 blank	0		
FP-3	0		
FP-4 blank	0		
FP-5	0		
FP-6 blank	0		
FP-7	0		
FP-8 blank	0		
FP-9	0		
FP-10 blank	0		
FP-11	0		
FP-12 blank	0		
FP-13	0		
FP-14 blank	0		

HEADQUARTERS
DEPARTMENT OF THE ARMY
WASHINGTON, DC, 30 APRIL 2008

TECHNICAL MANUAL
OPERATOR'S AND FIELD LEVEL
MAINTENANCE MANUAL
(INCLUDING REPAIR PARTS AND SPECIAL TOOLS LIST)
FOR
HEMTT-BASED WATER TENDER (HEWATT)
MODEL M1158
NSN 2320-01-528-6294

REPORTING ERRORS AND RECOMMENDING IMPROVEMENTS

You can help improve this publication. If you find any mistakes or if you know of a way to improve the procedures, please let us know. Submit your DA Form 2028 (Recommended Changes to Equipment Technical Publications) through the Internet, on the Army Electronic Product Support (AEPS) website. The Internet address is <https://aeps.ria.army.mil>. The DA Form 2028 is located under the Public Applications section in the AEPS Public Home Page. Fill out the form and click on SUBMIT. Using this form on the AEPS will enable us to respond quicker to your comments and better manage the DA Form 2028 program. You may also mail, fax or email your letter or DA Form 2028 direct to: U.S. Army TACOM Life Cycle Management Command, ATTN: AMSTA-LC-LMPP/TECH PUBS, 1 Rock Island Arsenal, Rock Island, IL 61299-7630. The email address is ROCK-TACOM-TECH-PUBS@conus.army.mil. The fax number is DSN 793-0726 or Commercial (309) 782-0726.

TABLE OF CONTENTS

	<u>Page No.</u>	<u>WP Sequence No.</u>
VOLUME 3		
CHAPTER 6 PARTS INFORMATION		
Repair Parts and Special Tools List (RPSTL) Introduction	0389-1	WP 0389
Table 1. SMR Code Explanation.	0389-2	
Table 2. Source Code Explanation.	0389-2	
Table 3. Third Position Maintenance Code Explanation.	0389-3	
Table 4. Fourth Position Maintenance Code Explanation.	0389-4	
Table 5. Recoverability Code Explanation.	0389-4	
RPSTL Group 12 - Brakes		WP 0390
RPSTL Group 34 - Armament and Sighting and Fire Control Materiel.		WP 0391
RPSTL Group 76 - Firefighting Equipment Components		WP 0392
RPSTL Group 26 - Tools and Test Equipment.		WP 0393
RPSTL Group 95 - General Use Standardized Parts		WP 0394
RPSTL NSN Index		WP 0395
RPSTL Part Number Index.		WP 0396
CHAPTER 7 SUPPORTING INFORMATION		
References		WP 0397
Maintenance Allocation Chart (MAC) Introduction		WP 0398
Maintenance Allocation Chart (MAC).		WP 0399
Table 1. Maintenance Allocation Chart (MAC) for HEWATT.	0399-1	
Table 2. Tools and Test Equipment for HEWATT.	0399-13	
Table 3. Remarks for HEWATT.	0399-14	
Component of End Item (COEI) and Basic Issue Items (BII)		WP 0400
Table 1. Components of End Item.	0400-2	
Table 2. Basic Issue Items.	0400-6	
Expendable and Durable Items List		WP 0401
Table 1. Expendable and Durable Items List.	0401-1	
ALPHABETICAL INDEX		INDEX-1

TABLE OF CONTENTS (CONTINUED)

	<u>Page No.</u>	<u>WP Sequence No.</u>
FOLDOUT FIGURES		
FO-1. Harness, HEWATT, Main.	FP-1	
FO-2. Harness, HEWATT, Power Distribution Assembly.	FP-3	
FO-3. Harness, HEWATT, Cab Instrument Panel.	FP-5	
FO-4. Harness, HEWATT, Passenger Side Body.	FP-7	
FO-5. Harness, HEWATT, Driver Side Body.	FP-9	
FO-6. Harness, HEWATT, Cab Pump Control.	FP-11	
FO-7. Harness, HEWATT, Pump House Power Distribution..	FP-13	
FO-8. Harness, HEWATT, Cab Roof.	FP-15	
FO-9. Harness, HEWATT, Pump House.	FP-17	
FO-10. Harness, HEWATT, Lightbar.	FP-19	
FO-11. Harness, HEWATT, Pump Operator's Panel.	FP-21	

HOW TO USE THIS TECHNICAL MANUAL

This manual is designed to help operate and maintain the HEMTT-Based Water Tender (HEWATT). This technical manual should be used in conjunction with the TM 9-2320-279-10 and TM 9-2320-315-14&P series manuals. Listed below are some of the features included in this manual to help locate and use the needed information:

- Warnings, cautions, subject headings, and other essential information are printed in bold type, making them easier to see.
- In addition to text, there are illustrations showing how to take a component off and put it back on. Cleaning and inspection criteria are also included where necessary.

This manual is subdivided into three volumes containing the following:

Volume 1

- Chapter 1 of this manual supplements the TM 9-2320-279-10 manual and it describes the HEWATT specific components. Equipment data is also provided.
- Chapter 2 of this manual supplements the TM 9-2320-279-10 manual and provides HEWATT Operating Instructions.
- Chapter 3 of this manual supplements the TM 9-2320-315-14&P manual and provides HEWATT Operator and Field Level Troubleshooting Procedures.
- Chapter 4 of this manual supplements the TM 9-2320-315-14&P manual and provides HEWATT Preventive Maintenance Checks and Services (PMCS) and Lubrication Instructions.

Volume 2

- Chapter 5 of this manual supplements the TM 9-2320-315-14&P manual and provides Field Level Maintenance Instructions for the HEWATT. An Illustrated List of Manufactured Items and Torque Limits are provided at the rear of this chapter.

Volume 3

- Chapter 6 of this manual supplements the TM 9-2320-315-14&P manual and provides Repair Parts and Special Tools List (RPSTL) for the HEWATT.
- Chapter 7 of this manual supplements the TM 9-2320-315-14&P manual and provides References, Two-Level Maintenance Allocation Chart (MAC), Components of End Item (COEI) and Basic Issue Items (BII) Lists, Expendable and Durable Items List, an Alphabetical Index, and Schematic Foldouts for the HEWATT electrical, hydraulic, and pneumatic systems.

The vehicles referenced in the TM 9-2320-279-10 and TM 9-2320-315-14&P manuals are similar, but not identical to the vehicle referenced in the supplemental manual. HEWATT vehicle procedures that are common to the M977 can be found in the TM 9-2320-279-10 or TM 9-2320-315-14&P manual. Configuration differences can be determined by visually inspecting the vehicle prior to maintenance.

Follow these guidelines when using the manual:

- Read all WARNINGS and CAUTIONS before performing any procedure.
- The operator must read this technical manual along with TM 9-2320-279-10 manual and become familiar with the content of each manual before attempting to operate the vehicle.
- Maintenance personnel must read this technical manual along with TM 9-2320-315-14&P manual and become familiar with the content of each manual before performing any maintenance to the vehicle.

CHAPTER 6

PARTS INFORMATION

FIELD LEVEL MAINTENANCE**REPAIR PARTS AND SPECIAL TOOLS LIST (RPSTL) INTRODUCTION**

SCOPE

This RPSTL lists and authorizes spares and repair parts; special tools; special test, measurement, and diagnostic equipment (TMDE); and other special support equipment required for performance of Field Level Maintenance of the HEWATT. It authorizes the requisitioning, issue, and disposition of spares, repair parts, and special tools as indicated by the source, maintenance, and recoverability (SMR) codes.

GENERAL

In addition to the Introduction work package, this RPSTL is divided into the following work packages:

Repair Parts List Work Packages. Work packages containing lists of spares and repair parts authorized by this RPSTL for use in the performance of maintenance. These work packages also include parts which must be removed for replacement of the authorized parts. Parts lists are composed of functional groups in ascending alphanumeric sequence, with the parts in each group listed in ascending figure and item number sequence. Sending units, brackets, filters, and bolts are listed with the component they mount on. Bulk materials are listed by item name in FIG. BULK at the end of the work packages. Repair parts kits are listed separately in their own functional group and work package. Repair parts for repairable special tools are also listed in a separate work package. Items listed are shown on the associated illustration.

Special Tools List Work Packages. Work packages containing lists of special tools, special TMDE, and special support equipment authorized by this RPSTL (as indicated by Basis of Issue (BOI) information in DESCRIPTION AND USABLE ON CODE (UOC) column). Tools that are components of common tool sets and/or Class VII are not listed.

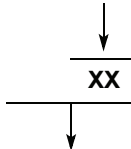
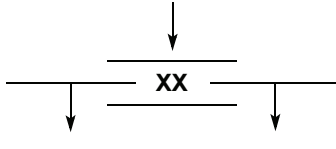
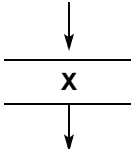
Cross-Reference Indexes Work Packages. There are two cross-reference index work packages in this RPSTL: The National Stock Number (NSN) Index work package and the Part Number (P/N) Index work package. The National Stock Number Index work package refers you to the figure and item number. The Part Number Index refers you to the figure and item number.

EXPLANATION OF COLUMNS IN THE REPAIR PARTS LIST AND SPECIAL TOOLS LIST WORK PACKAGES

ITEM NO. (Column (1)). Indicates the number used to identify items called out in the illustration.

SMR CODE (Column (2)). The SMR code containing supply/requisitioning information, maintenance level authorization criteria, and disposition instruction, as shown in the following breakout:

Table 1. SMR Code Explanation.

Source Code	Maintenance Code		Recoverability Code
			
1st two positions	3rd position	4th position	5th position
How you get an item	Who can install, replace or use the item	Who can do complete repair* on the item	Who determines disposition action on unserviceable items
<p><i>* Complete repair: Maintenance capacity, capability, and authority to perform all corrective maintenance tasks of the "Repair" function in a use/user environment in order to restore serviceability to a failed item.</i></p>			

- 1. Source Code.** The source code tells you how to get an item needed for maintenance, repair or overhaul of an end item/equipment. Explanations of source codes follow:

Table 2. Source Code Explanation.

Source Code	Explanation
PA PB PC PD PE PF PG PH PR PZ	<p>NOTE</p> <p>Items coded PC are subject to deterioration.</p> <p>Stock items; use the applicable NSN to requisition/request items with these source codes. They are authorized to the level indicated by the code entered in the 3rd position of the SMR code.</p>
KD KF KB	<p>Items with these codes are not to be requested/requisitioned individually. They are part of a kit which is authorized to the maintenance level indicated in the 3rd position of the SMR code. The complete kit must be requisitioned and applied.</p>
MO - Made at unit/AVUM level MF - Made at DS/AVIM level MH - Made at GS level ML - Made at SRA MD - Made at depot MG - Navy only	<p>Items with these codes are not to be requisitioned/requested individually. They must be made from bulk material which is identified by the part number in the DESCRIPTION AND USABLE ON CODE (UOC) column and listed in the bulk material group work package of the RPSTL. If the item is authorized to you by the 3rd position code of the SMR code, but the source code indicates it is made at a higher level, order the item from the higher level of maintenance.</p>

Table 2. Source Code Explanation. (Continued)

Source Code	Explanation
AO - Assembled by unit/AVUM level AF - Assembled by DS/AVIM level AH - Assembled by GS level AL - Assembled by SRA AD - Assembled by depot AG - Navy only	Items with these codes are not to be requested/requisitioned individually. The parts that make up the assembled item must be requisitioned or fabricated and assembled at the level of maintenance indicated by the source code. If the 3rd position of the SMR code authorizes you to replace the item, but the source code indicates the item is assembled at a higher level, order the item from the higher level of maintenance.
XA	Do not requisition an "XA" coded item. Order the next higher assembly. (Refer to the NOTE below.)
XB	If an item is not available from salvage, order it using the CAGEC and part number.
XC	Installation drawings, diagrams, instruction sheets, field service drawings; identified by manufacturer's part number.
XD	Item is not stocked. Order an XD-coded item through normal supply channels using the CAGEC and part number given, if no NSN is available.
<p>NOTE</p> <p>Cannibalization or controlled exchange, when authorized, may be used as a source of supply for items with the above source codes, except for those coded "XA" or those aircraft support items restricted by requirements of AR 750-1.</p>	

2. **Maintenance Code.** Maintenance codes tell you the level(s) of maintenance authorized to use and repair support items. The maintenance codes are entered in the third and fourth position of the SMR code as follows:
 - a. **Third Position.** The maintenance code entered in the third position tells you the lowest maintenance level authorized to remove, replace, and use an item. The maintenance code entered in the third position will indicate authorization to the following levels of maintenance.

Table 3. Third Position Maintenance Code Explanation.

Maintenance Code	Application/Explanation
O	Unit level/AVUM maintenance can remove, replace, and use the item.
F	Direct support/AVIM maintenance can remove, replace, and use the item.
H	General support maintenance can remove, replace, and use the item.
L	Specialized repair activity can remove, replace, and use the item.
G	Afloat and ashore intermediate maintenance can remove, replace, and use the item (Navy only).
K	Contractor facility can remove, replaced, and use the item.
Z	Item is not authorized to be removed, replace, or used at any maintenance level.
D	Depot can remove, replace, and use the item.

- b. **Fourth Position.** The maintenance code entered in the fourth position tells you whether or not the item is to be repaired and identifies the lowest maintenance level with the capability to do complete repair (perform all authorized maintenance functions).

NOTE

Some limited repair may be done on the item at a lower level of maintenance, if authorized by the Maintenance Allocation Chart (MAC) and SMR codes.

Table 4. Fourth Position Maintenance Code Explanation.

Maintenance Code	Application/Explanation
O	Unit/AVUM is the lowest level that can do complete repair of the item.
F	Direct support/AVIM is the lowest level that can do complete repair of the item.
H	General support is the lowest level that can do complete repair of the item.
L	Specialized repair activity is the lowest level that can do complete repair of the item.
D	Depot is the lowest level that can do complete repair of the item.
G	Both afloat and ashore intermediate levels are capable of complete repair of item (Navy only).
K	Complete repair is done at contractor facility.
Z	Nonreparable. No repair is authorized.
B	No repair is authorized. No parts or special tools are authorized for maintenance of "B" coded items. However, the item may be reconditioned by adjusting, lubricating, etc., at the user level.

- 3. **Recoverability Code.** Recoverability codes are assigned to items to indicate the disposition action on unserviceable items. The recoverability code is shown in the fifth position of the SMR code as follows:

Table 5. Recoverability Code Explanation.

Recoverability Code	Application/Explanation
Z	Nonreparable item. When unserviceable, condemn and dispose of the item at the level of maintenance shown in the 3rd position of the SMR code.
O	Reparable item. When uneconomically repairable, condemn and dispose of the item at unit level.
F	Reparable item. When uneconomically repairable, condemn and dispose of the item at the direct support level.
H	Reparable item. When uneconomically repairable, condemn and dispose of the item at the general support level.
D	Reparable item. When beyond lower level repair capability, return to depot. Condemnation and disposal of item are not authorized below depot level.
L	Reparable item. Condemnation and disposal not authorized below Specialized Repair Activity (SRA).

Table 5. Recoverability Code Explanation. (Continued)

Recoverability Code	Application/Explanation
A	Item requires special handling or condemnation procedures because of specific reasons (such as precious metal content, high dollar value, critical material or hazardous material). Refer to appropriate manuals/directives for specific instructions.
G	Field level reparable item. Condemn and dispose at either afloat or ashore intermediate levels (Navy only).
K	Reparable item. Condemnation and disposal to be performed at contractor facility.

NSN (Column (3)). The National Stock Number (NSN) for the item is listed in this column.

CAGEC (Column (4)). The Commercial and Government Entity Code (CAGEC) is a 5-digit code which is used to identify the manufacturer, distributor, or government agency/activity that supplies the item.

PART NUMBER (Column (5)). Indicates the primary number used by the manufacturer (individual, company, firm, corporation, or government activity), which controls the design and characteristics of the item by means of its engineering drawings, specifications, standards, and inspection requirements to identify an item or range of items.

NOTE

When you use a NSN to requisition an item, the item you receive may have a different part number from the number listed.

DESCRIPTION AND USABLE ON CODES (UOC) (Column (6)). This column includes the following information:

1. The federal item name, and when required, a minimum description to identify the item.
2. Part numbers of bulk materials are referenced in this column in the line entry to be manufactured or fabricated.
3. Hardness Critical Item (HCI). A support item that provides the equipment with special protection from electromagnetic pulse (EMP) damage during a nuclear attack.
4. The statement END OF FIGURE appears just below the last item description in column (6) for a given figure in both the repair parts list and special tools list work packages.

QTY (Column (7)). The QTY (quantity per figure) column indicates the quantity of the item used in the breakout shown on the illustration/figure, which is prepared for a functional group, subfunctional group, or an assembly. A "V" appearing in this column instead of a quantity indicates that the quantity is variable and quantity may change from application to application.

EXPLANATION OF CROSS-REFERENCE INDEXES WORK PACKAGES FORMAT AND COLUMNS

1. **National Stock Number (NSN) Index Work Package.** NSNs in this index are listed in National Item Identification Number (NIIN) sequence.

STOCK NUMBER Column. This column lists the NSN in NIIN sequence. The NIIN consists of the last nine digits of the NSN. When using this column to locate an item, ignore the first four digits of the NSN. However, the complete NSN should be used when ordering items by stock number.

For example, if the NSN is 5385-01-574-1476, the NIIN is 01-574-1476.

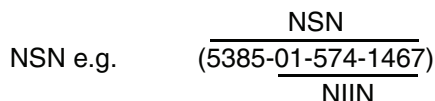


FIG. Column. This column lists the number of the figure where the item is identified/located. The figures are in numerical order in the repair parts list and special tools list work packages.

ITEM Column. The item number identifies the item associated with the figure listed in the adjacent FIG. column. This item is also identified by the NSN listed on the same line.

2. **Part Number (P/N) Index Work Package.** Part numbers in this index are listed by part number in ascending alphanumeric sequence (vertical arrangement of letters and number combinations which places the first letter or digit of each group in order A through Z, followed by the numbers 0 through 9 and each following letter or digit in like order).

PART NUMBER Column. Indicates the part number assigned to the item.

FIG. Column. This column lists the number of the figure where the item is identified/located in the repair parts list and special tools list work packages.

ITEM Column. The item number is the number assigned to the item as it appears in the figure referenced in the adjacent FIG. column.

SPECIAL INFORMATION

1. **Usable on Code (UOC).** The UOC appears in the lower left corner of the description column heading. Usable on codes are shown as "UOC:..." in the description column (justified left) on the first line under the applicable item/nomenclature. Uncoded items are applicable to all models. Identification of the UOCs used in this RPSTL are:

Code	Used On
HWT	HEWATT

2. **Fabrication Instructions.** Bulk materials required to manufacture items are listed in the bulk material functional group of this RPSTL. Part numbers for bulk material are also referenced in the description column of the line item entry for the item to be manufactured/fabricated. Detailed fabrication instructions for items source coded to be manufactured or fabricated are found in TM 9-2320-315-14&P.
3. **Index Numbers.** Items which have the word BULK in the figure column will have an index number shown in the item number column. This index number is a cross-reference between the NSN / Part Number (P/N) Index work packages and the bulk material list in the repair parts list work package.

4. **Associated Publications.** The publication(s) listed below pertain to the HEWATT and its components:

Publication	Short Title
TM 9-2320-279-10	Operator's Manual
TM 9-2320-315-14&P	HEMTT Interactive Electronic Technical Manual (IETM)

HOW TO LOCATE REPAIR PARTS

1. When NSNs or Part Numbers Are Not Known.

First. Using the table of contents, determine the assembly group to which the item belongs. This is necessary since figures are prepared for assembly groups and subassembly groups, and lists are divided into the same groups.

Second. Find the figure covering the functional group or the subfunctional group to which the item belongs.

Third. Identify the item on the figure and note the number(s).

Fourth. Look in the repair parts list work packages for the figure and item numbers. The NSNs and part numbers are on the same line as the associated item numbers.

2. When NSN Is Known.

First. If you have the NSN, look in the STOCK NUMBER column of the NSN Index work package. The NSN is arranged in NIIN sequence. Note the figure and item number next to the NSN.

Second. Turn to the figure and locate the item number. Verify that the item is the one you are looking for.

3. When Part Number Is Known.

First. If you have the part number and not the NSN, look in the PART NUMBER column of the Part Number Index work package. Identify the figure and item number.

Second. Look up the item on the figure in the applicable repair parts list work package.

END OF WORK PACKAGE

FIELD LEVEL MAINTENANCE

RPSTL GROUP 12 - BRAKES

		Figure	Page
GROUP 12	BRAKES		
	1208		
	AIR BRAKE SYSTEM		
	CHASSIS AIR TANKS, LINES AND FITTINGS	1	0390-2

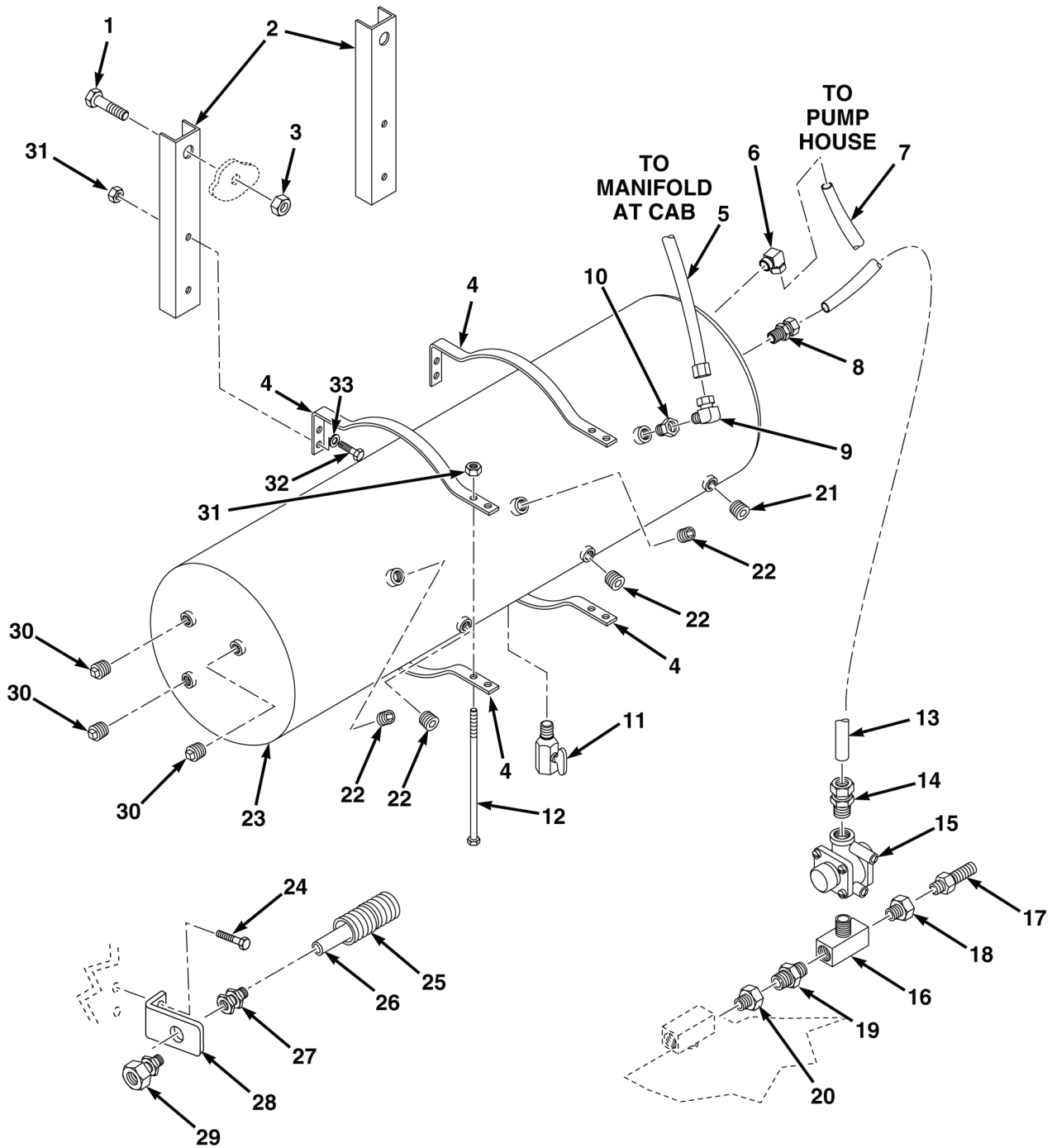


FIG. 1 CHASSIS AIR TANKS, LINES AND FITTINGS

(1)	(2)	(3)	(4)	(5)	(6)	(7)
ITEM NO.	SMR CODE	NSN	CAGEC	PART NUMBER	DESCRIPTION AND USABLE ON CODES (UOC)	QTY
					GROUP 1208 AIR BRAKE SYSTEM FIG. 1 CHASSIS AIR TANKS, LINES AND FITTINGS	
1	PAFZZ	5305-00-724-5911	80205	MS90725-163	SCREW,CAP,HEXAGON HEAD, .63-11X1.75	1
2	PFFZZ		04664	1207087	BRACKET,MOUNTING	2
3	PAFZZ	5310-00-764-6609	96906	MS51971-7	NUT,PLAIN,HEXAGON .63-11.	2
4	PFFZZ		04664	55-2153	BRACKET,AIR TANK	2
5	MFFZZ		04664	944036-0240	HOSE,NONMETALLIC MAKE FROM HOSE P/N 31270AX, CAGE 45152, 240 INCH	1
6	PAFZZ	4730-01-086-4064	81343	SAE J246 4-4 100202BA	ELBOW,PIPE TO TUBE.	1
7	MFFZZ		04664	944036-0144	HOSE,NONMETALLIC MAKE FROM HOSE P/N 31270AX, CAGE 45152, 144 INCH	1
8	PAFZZ	4730-01-134-8817	93061	681X8X8	ADAPTER,STRAIGHT PIPE TO TUBE . .	1
9	PAFZZ	4730-00-289-0155	0EAK3	SK-6006-3	ELBOW,PIPE TO TUBE.	1
10	PAFZZ	4730-00-817-6578	80204	ANSI/ASME B16.15 1/ 2X3/8MPT	BUSHING,PIPE	1
11	PAFZZ	4820-00-142-3036	19207	7759645	COCK,DRAIN.	1
12	PAFZZ	5305-01-517-2222	39428	92198A648	SCREW,CAP,HEXAGON HEAD, .38-16X6.00	2
13	MFFZZ		04664	944036-0096	HOSE,NONMETALLIC MAKE FROM HOSE P/N 31270AX, CAGE 45152, 96 INCH	1
14	PAFZZ	4730-01-517-8522	93061	68CA-8-4	ADAPTER,STRAIGHT PIPE TO TUBE . .	1
15	PAFZZ	4820-01-104-3968	06853	286500N	VALVE,SAFETY RELIEF	1
16	PAFZZ	4730-00-008-8666	81343	4-4-4 130425B	TEE,PIPE	1
17	PAFZZ	4820-00-242-4064	27783	006451499	VALVE,PNEUMATIC TAN	1
18	PAFZZ	4730-00-828-0171	18163	BF6-1	BUSHING,PIPE	1
19	PAFZZ	4730-00-277-8289	81343	4-4 130137B	NIPPLE,PIPE	1
20	PAFZZ	4730-00-202-6491	06853	212862	BUSHING,PIPE	1
21	PAFZZ	4730-00-427-5121	01276	2082-6B	PLUG,PIPE.	3
22	PAFZZ	4730-01-493-4320	93061	219P-8	PLUG,PIPE.	4
23	PAFZZ		04664	50-1876	TANK,AIR.	1
24	PAFZZ	5305-00-562-2750	96906	MS24628-64	SCREW,TAPPING 1/4-20 X 3/4.	1
25	MFFZZ		04664	64-2264-0072	TUBING,SPLIT MAKE FROM CONDUIT P/N 48-2217-050, CAGE 64678, 72 INCH	1

(1)	(2)	(3)	(4)	(5)	(6)	(7)
ITEM NO.	SMR CODE	NSN	CAGEC	PART NUMBER	DESCRIPTION AND USABLE ON CODES (UOC)	QTY
26	MFFZZ		04664	944035-0072	HOSE, NONMETALLIC MAKE FROM HOSE P/N 6-6527, CAGE 19239, 72 INCH	1
27	PAFZZ	4730-01-245-6925	93061	207ACBHS-4	COUPLING, PIPE	1
28	PFFZZ		04664	1690748	BRACKET, MOUNTING CHUCK, DS CHASSIS	1
29	PAFZZ	4730-01-062-2570	81343	6-4 100102BA	ADAPTER, STRAIGHT PIPE	1
30	PAFZZ	4730-00-012-7951	01276	2082-4B	PLUG, PIPE	3
31	PAFZZ	5310-01-477-8639	39428	90640A131	NUT, SELF-LOCKING HEX, .38	6
32	PAFZZ	5305-00-801-5747	80205	MS35308-364	SCREW, CAP, HEXAGON HEAD, .38-24X1.50	4
33	PAFZZ	5310-01-517-4812	04664	82-1013-008	WASHER, FLAT .38	12

END OF FIGURE

END OF WORK PACKAGE

FIELD LEVEL MAINTENANCE

RPSTL GROUP 34 - ARMAMENT AND SIGHTING AND FIRE CONTROL MATERIEL

		Figure	Page
GROUP 34	ARMAMENT AND SIGHTING AND FIRE CONTROL MATERIEL		
	3401		
	PRIMARY ARMAMENT		
	RIFLE MOUNTING.....	2	0391-3

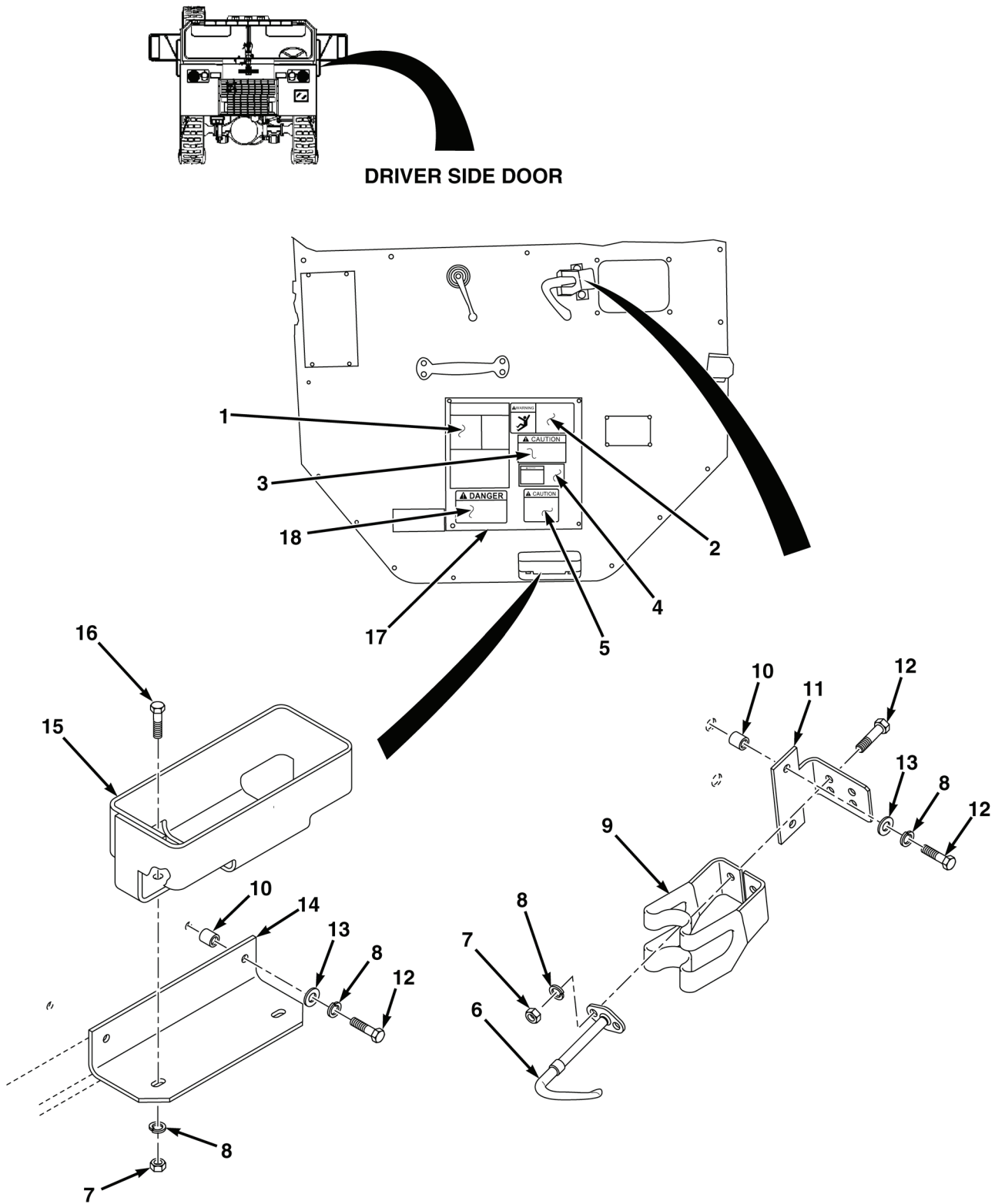


FIG. 2 RIFLE MOUNTING (SHEET 1 OF 2)

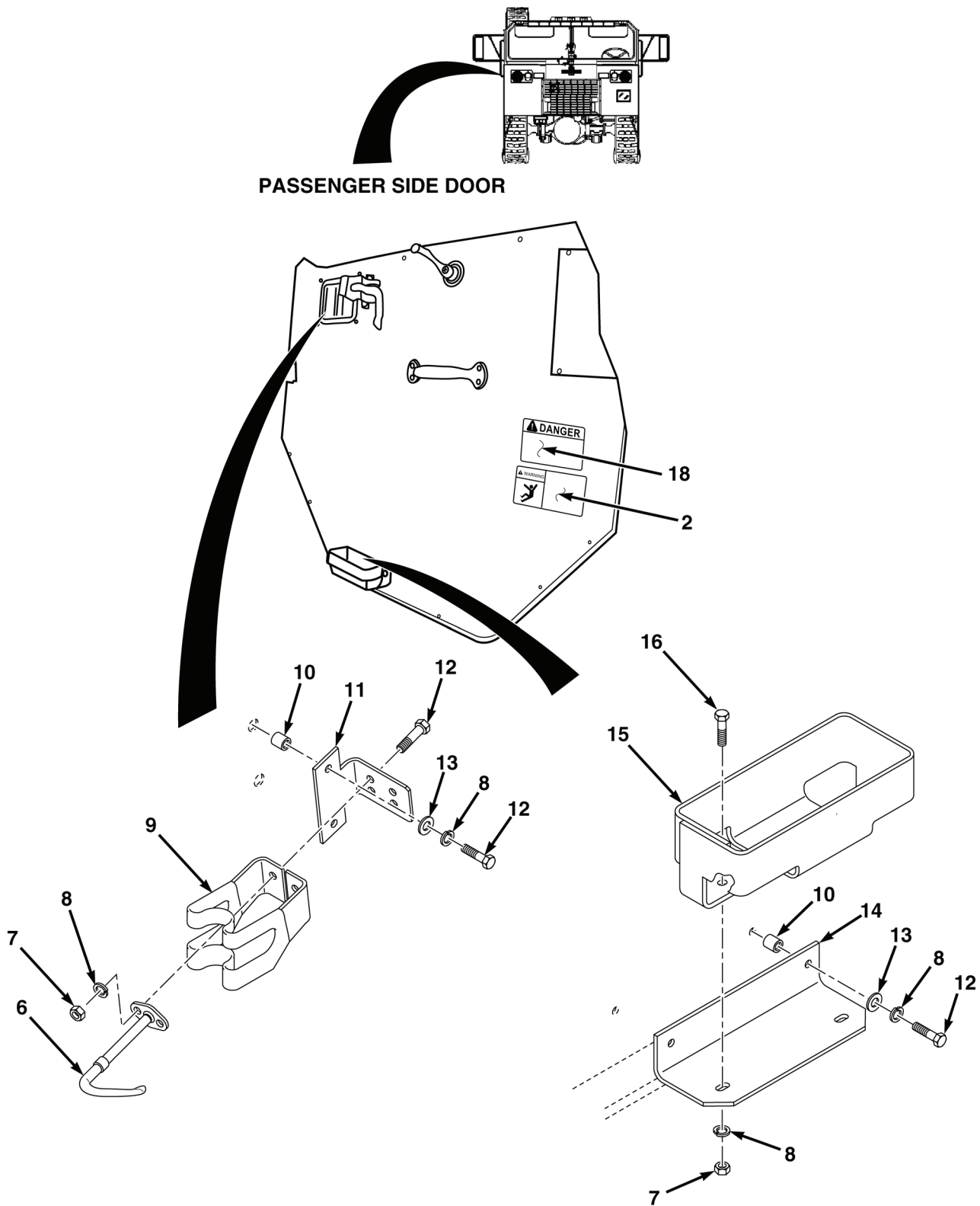


FIG. 2 RIFLE MOUNTING (SHEET 2 OF 2)

(1)	(2)	(3)	(4)	(5)	(6)	(7)
ITEM NO.	SMR CODE	NSN	CAGEC	PART NUMBER	DESCRIPTION AND USABLE ON CODES (UOC)	QTY
					GROUP 3401 PRIMARY ARMAMENT	
					FIG. 2 RIFLE MOUNTING	
1	PAFZZ		04664	91-0347	LABEL,FLUID CAPACIT	1
2	PAFZZ		04664	91-0816	LABEL,WARNING	2
3	PAFZZ		04664	1229004	LABEL,CAUTION,HEATE	1
4	PAFZZ		04664	1395005	LABEL,CAUTION,FREON	1
5	PAFZZ		04664	1365932	TAG,COLD WEATHER.....	1
6	PFFZZ	1095-00-763-7348	19207	11630529	RACK,STORAGE,SMALL	4
7	PAFZZ	5310-01-156-7706	96906	MS16286-1	NUT,PLAIN,HEXAGON .25	18
8	PAFZZ	5310-00-883-9417	80205	MS35338-158	WASHER,LOCK .25.....	16
9	PFFZZ	5342-00-455-5899	19207	11630581	BRACKET,MOUNTING CATCH.....	4
10	PAFZZ	5325-01-394-2414	78276	ALS7-420-165	INSERT,SCREW THREAD	16
11	PFFZZ	5340-01-160-4010	45152	1376350	BRACKET,ANGLE	4
12	PAFZZ	5305-00-719-3997	80205	MS35307-303	SCREW,CAP,HEXAGON HEAD, 1/4-20 X 1/2 NC	8
13	PAFZZ	5310-00-823-8804	96906	MS27183-9	WASHER,FLAT .25	4
14	PFFZZ	5340-01-158-5378	45152	1376360	BRACKET,ANGLE	2
15	PFFZZ	2590-00-264-8828	19207	11630594	SUPPORT,RIFLE MOUNT	4
16	PAFZZ	5305-00-068-0501	80205	MS90725-5	SCREW,CAP,HEXAGON HEAD, 1/4-20 X 5/8 NC	4
17	PFFZZ		04664	1717362	PLATE	1
18	PAFZZ		04664	91-0380	LABEL,SAFETY.....	2
					END OF FIGURE	

END OF WORK PACKAGE

FIELD LEVEL MAINTENANCE

RPSTL GROUP 76 - FIREFIGHTING EQUIPMENT COMPONENTS

		Figure	Page
GROUP 76	FIREFIGHTING EQUIPMENT COMPONENTS		
7601	FIRE PUMP SYSTEM		
	AIR MANIFOLD	3	0392-6
	POWER STEERING MOD	4	0392-10
	POWER-TAKE-OFF (PTO).....	5	0392-12
	DRIVE SHAFT	6	0392-14
	HYDRAULIC DRIVE MOTOR.....	7	0392-16
	HYDRAULIC HEAT EXCHANGER.....	8	0392-18
	HYDRAULIC DRIVE PUMP	9	0392-20
	HYDRAULIC TANK.....	10	0392-22
	WATER PUMP	11	0392-25
	WATER PUMP MOUNTING BRACKETS.....	12	0392-30
7602	RELIEF VALVE ASSEMBLY		
	THERMAL RELIEF VALVE INSTALLATION	13	0392-32
	DISCHARGE DRAIN VALVES	14	0392-34
	MANUAL PRESSURE CONTROL	15	0392-36
	DUMP VALVES	16	0392-38
7604	PRIMER PUMP ASSEMBLY		
	PRIMER PUMP ASSEMBLY	17	0392-40
	PRIMER PUMP VALVE INSTALLATION	18	0392-42
	PRIMER PUMP TANK INSTALLATION	19	0392-44
7606	DRAIN VALVE ASSEMBLY		
	TANK TO PUMP.....	20	0392-46
7612	FOAM SYSTEM ASSEMBLY		
	FOAM SYSTEM PIPING.....	21	0392-48
7613	WATER TANK ASSEMBLY		
	WATER TANK DRAIN VALVE	22	0392-54
	INLET TANK FILL VALVE	23	0392-56
	TANK ASSEMBLY	24	0392-58
	TANK AND BODY CRADLE MOUNTING INSTALLATION	25	0392-61

	Figure	Page
7615 INSTRUMENT PANEL ASSEMBLY		
CAB CONTROL PANEL ASSEMBLY	26	0392-65
7621 WARNING LIGHT ASSEMBLY		
WELDON LIGHT ASSEMBLIES	27	0392-70
BRACKETS, LIGHTS, ROOF MOUNTED	28	0392-76
LIGHT BEZEL ASSEMBLIES	29	0392-78
LIGHT ASSEMBLY, CLEARANCE, AMBER	30	0392-81
STROBE LIGHT INSTALLATION	31	0392-84
LIGHT ASSEMBLY, REAR CLEARANCE	32	0392-86
7623 DOME AND ENGINE LIGHT ASSEMBLY		
CAB DOME LIGHTS	33	0392-88
7626 MISCELLANEOUS ELECTRICAL COMPONENTS		
PUMP PANEL ELECTRICAL COMPONENTS	34	0392-90
BATTERY DISCONNECT	35	0392-96
ECU	36	0392-98
SINGGARS	37	0392-100
PRESSURE AND VACUUM TRANSDUCERS	38	0392-102
MANUAL OVERRIDE MANIFOLD	39	0392-104
HOSE REEL CONTROL & INSTALLATION	40	0392-106
SHORELINE INLET RECEPTACLE	41	0392-109
ELECTRICAL GROUP, POWER DISTRIBUTION	42	0392-112
INTERCOM ASSEMBLY	43	0392-115
RADIO ASSEMBLY AND MOUNTING INSTALLATION	44	0392-118
MOTOR CONTROL SOLENOID	45	0392-120
FILTER MANIFOLD ASSEMBLY	46	0392-122
STREAMLIGHT	47	0392-124
CABLE ASSEMBLIES	48	0392-126
HARNESS ASSEMBLY, MAIN	49	0392-128
HARNESS ASSEMBLY, POWER DISTRIBUTION	50	0392-134
HARNESS ASSEMBLY, CAB INSTRUMENT PANEL	51	0392-141
HARNESS ASSEMBLY, PASSENGER SIDE BODY	52	0392-145
HARNESS ASSEMBLY, DRIVER SIDE BODY	53	0392-148
HARNESS ASSEMBLY, PUMP HOUSE	54	0392-151
HARNESS ASSEMBLY, PUMP HOUSE	55	0392-154

	Figure	Page
HARNESS ASSEMBLY, PUMP PANEL	56	0392-160
HARNESS ASSEMBLY, CAB PUMP CONTROL	57	0392-164
HARNESS ASSEMBLY, CAB ROOF	58	0392-166
HARNESS ASSEMBLY, INTERCOM	59	0392-168
BUZZER BOX ASSEMBLY	60	0392-170
DOOR SWITCHES	61	0392-172
COMPARTMENT LIGHTS	62	0392-174
7627 HEATER, VEHICULAR COMPARTMENT		
PUMP HOUSE HEATER INSTALLATION	63	0392-177
7630 PIPING, WATER AND FOAM		
BUMPER TURRET PIPING SYSTEM	64	0392-182
DISCHARGE PIPING SYSTEM	65	0392-185
TANK VENT ASSEMBLY	66	0392-190
7635 SPECIAL PURPOSE BODY		
ANTENNA AND MOUNTING BRACKET	67	0392-192
TRANSMISSION DIPSTICK	68	0392-194
SEAT BELT, PASSENGER SEAT AND MOUNTING ASSEMBLY	69	0392-196
PUMP HOUSE FRAME ASSEMBLY	70	0392-198
PUMP HOUSE BRACKETS	71	0392-203
PUMP HOUSE ASSEMBLY	72	0392-209
HOSEBED WALKWAY	73	0392-216
HOSEBED COMPARTMENT	74	0392-218
RIGHT REAR SWING DOWN LADDER	75	0392-222
SPLASH GUARD INSTALLATION	76	0392-224
REAR LIFT BAR ASSEMBLY	77	0392-226
AB, COMPARTMENT TRIM KIT	78	0392-228
HSH THROUGH ASSEMBLY	79	0392-230
STEP ASSEMBLY	80	0392-232
WHEEL CHOCK STOWAGE BOX	81	0392-234
PUMP PANEL ENCLOSURE ASSEMBLY	82	0392-236
COMPARTMENT & DOOR ASSEMBLY, D2	83	0392-238
COMPARTMENT & DOOR ASSEMBLY, D1 & P1	84	0392-241
COMPARTMENT & DOOR ASSEMBLY, P2	85	0392-246
COMPARTMENT & DOOR ASSEMBLY, T1	86	0392-250

	Figure	Page
COMPARTMENT & DOOR ASSEMBLY, T2.....	87	0392-254
COMPARTMENT & DOOR ASSEMBLY, T3.....	88	0392-258
2500 GALLON FOLDING TANK COMPARTMENT.....	89	0392-262
PUMP HOUSE MOUNTING INSTALLATION.....	90	0392-264
7636 MOUNTING BRACKETS, FUEL TANK, AND AIR RESERVOIR		
BUMPER TURRET PLATFORM INSTALLATION.....	91	0392-266
7639 FIXED FIRE FIGHTING EQUIPMENT		
BUMPER TURRET ASSEMBLY.....	92	0392-269
UNDER TRUCK NOZZLES INSTALLATION.....	93	0392-274
WINDSHIELD DELUGE INSTALLATION.....	94	0392-277

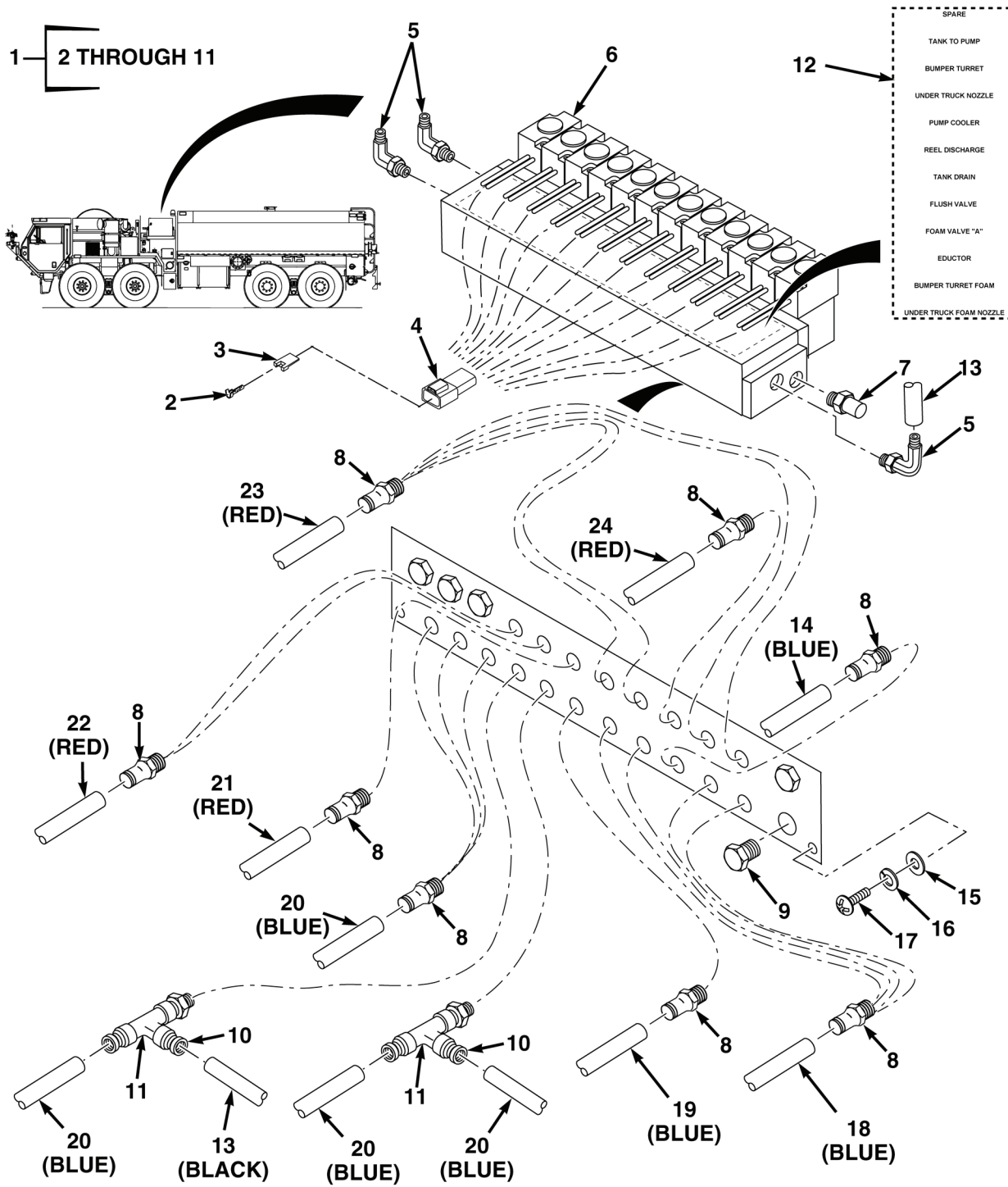


FIG. 3 AIR MANIFOLD

(1)	(2)	(3)	(4)	(5)	(6)	(7)
ITEM NO.	SMR CODE	NSN	CAGEC	PART NUMBER	DESCRIPTION AND USABLE ON CODES (UOC)	QTY
					GROUP 7601 FIRE PUMP SYSTEM FIG. 3 AIR MANIFOLD	
1	PAFFF		1ET59	205091203-60	MANIFOLD,AIR	1
2	PAFZZ	5999-01-216-3648	11139	0460-202-16141	. CONTACT,ELECTRICAL	24
3	PAFZZ	5935-01-446-8180	11139	W2S	. CONNECTOR BODY,PLUG.	12
4	PAFZZ	5935-01-506-5555	0FW39	12422624	. CONNECTOR	12
5	PAFZZ		F1458	3209-60-14	. ELBOW,MALE	3
6	PAFZZ		3R9P2	D1040-24VDC	. VALVE,24 VDC.	12
7	PAFZZ	4330-01-102-4085	99016	0155028 P28	. FILTER,ELEMENT	1
8	PAFZZ		F1458	3209-56-11	. ELBOW,MALE	17
9	PAFZZ	4730-00-287-3281	01276	2082-2B	. PLUG,PIPE.	5
10	PAFZZ		F1458	3126-60-00	. FITTING,PUSH.	2
11	PAFZZ		F1458	3203-56-11	. FITTING,TEE	2
12	PAFZZ		04664	1663917	TAG,AIR MANIFOLD PUMP HOUSE.	1
13	MFFZZ		04664	944034-0072	TUBING,NONMETALLIC MAKE FROM TUBING P/N 944034, CAGE 04664, 72 INCH	2
14	MFFZZ		04664	1111827-0002-0048	TUBING,NONMETALLIC MAKE FROM TUBING P/N PFT-4A-BLU, CAGE 98441, 48 INCH	1
15	PAFZZ	5310-00-823-8804	96906	MS27183-9	WASHER,FLAT 1/4	2
16	PAFZZ	5310-00-883-9417	80205	MS35338-158	WASHER,LOCK 1/4.	2
17	PAFZZ	5305-00-988-1721	80205	MS35206-277	SCREW,MACHINE 1/4-20 x .375	2
18	MFFZZ		04664	1111827-0002-0072	TUBING,NONMETALLIC MAKE FROM TUBING P/N PFT-4A-BLU, CAGE 98441, 72 INCH	4
19	MFFZZ		04664	1111827-0002-0144	TUBING,NONMETALLIC MAKE FROM TUBING P/N PFT-4A-BLU, CAGE 98441, 144 INCH	1
20	MFFZZ		04664	1111827-0002-0192	TUBING,NONMETALLIC MAKE FROM TUBING P/N PFT-4A-BLU, CAGE 98441, 192 INCH	4
21	MFFZZ		04664	1111827-0001-0144	TUBING,NONMETALLIC MAKE FROM TUBING P/N PFT-4A-RED, CAGE 98441, 144 INCH	1

(1)	(2)	(3)	(4)	(5)	(6)	(7)
ITEM NO.	SMR CODE	NSN	CAGEC	PART NUMBER	DESCRIPTION AND USABLE ON CODES (UOC)	QTY
22	MFFZZ		04664	1111827-0001-0192	TUBING, NONMETALLIC MAKE FROM TUBING P/N PFT-4A-RED, CAGE 98441, 192 INCH	1
23	MFFZZ		04664	1111827-0001-0072	TUBING, NONMETALLIC MAKE FROM TUBING P/N PFT-4A-RED, CAGE 98441, 72 INCH	4
24	MFFZZ		04664	1111827-0001-0048	TUBING, NONMETALLIC MAKE FROM TUBING P/N PFT-4A-RED, CAGE 98441, 48 INCH	1
END OF FIGURE						

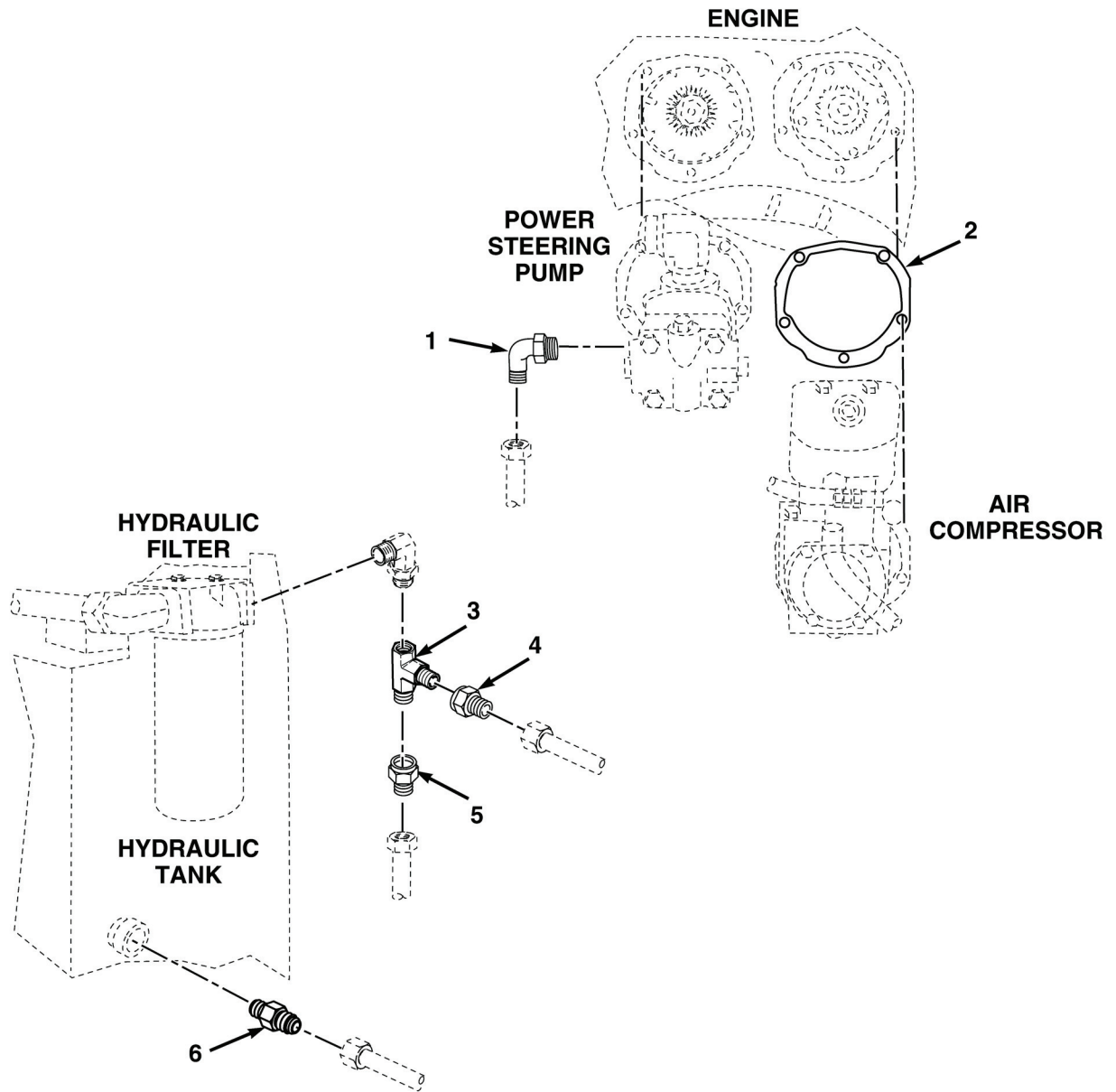


FIG. 4 POWER STEERING MOD

(1)	(2)	(3)	(4)	(5)	(6)	(7)
ITEM NO.	SMR CODE	NSN	CAGEC	PART NUMBER	DESCRIPTION AND USABLE ON CODES (UOC)	QTY
					GROUP 7601 FIRE PUMP SYSTEM FIG. 4 POWER STEERING MOD	
1	PAFZZ	4730-00-822-5609	96906	MS51527A8	ELBOW,TUBE TO BOSS.....	1
2	PAFZZ	5330-01-390-9045	72582	23515145	GASKET.....	1
3	PAFZZ		98441	063T-24-24	TEE	1
4	PAFZZ	4730-01-422-4088	5E240	2406-24-12	REDUCER BODY,TUBE	1
5	PAFZZ		98441	0103-24-24	ADAPTER	1
6	PAFZZ		98441	2406-24-10	ADAPTER	1
					END OF FIGURE	

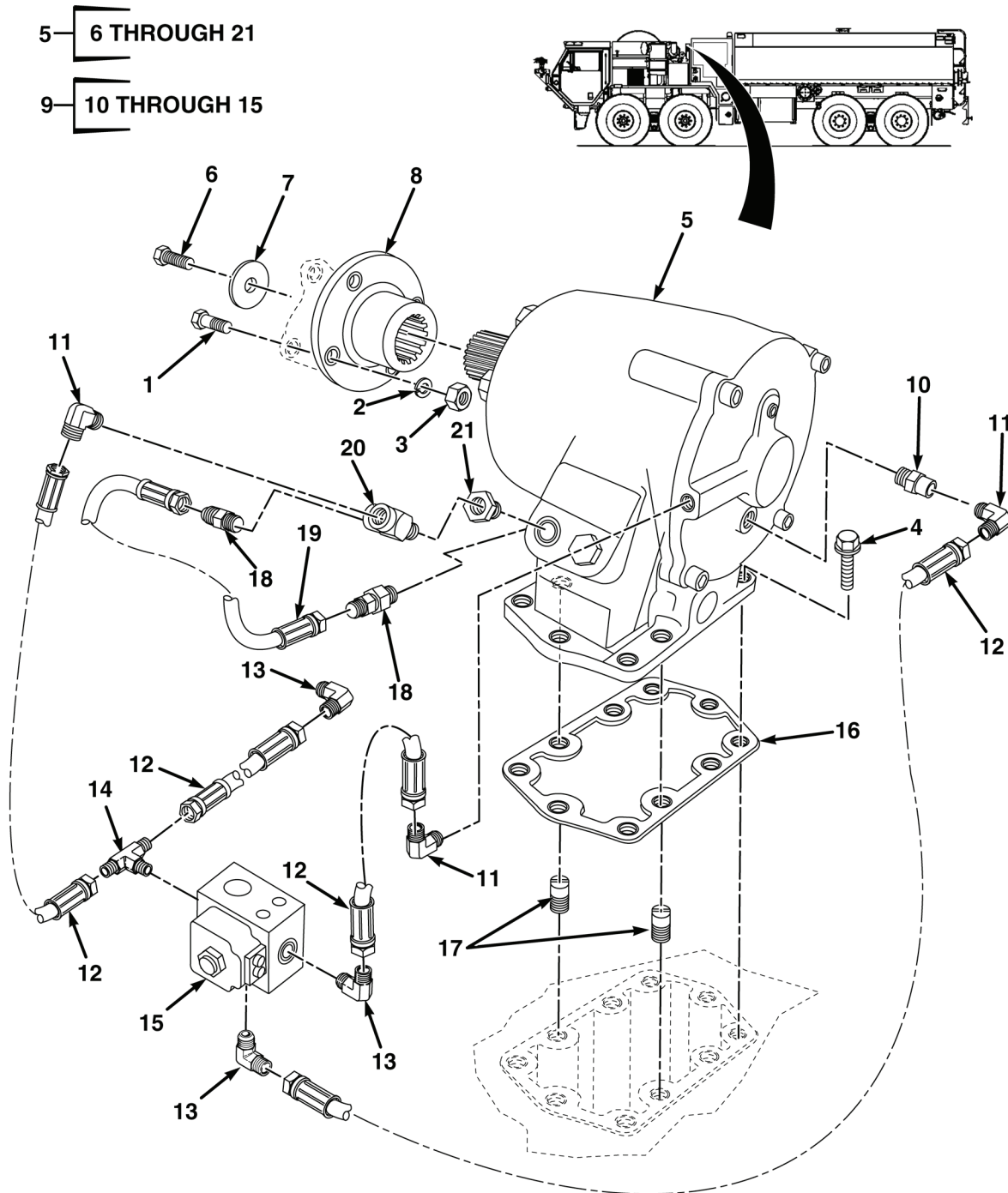


FIG. 5 POWER-TAKE-OFF (PTO)

(1)	(2)	(3)	(4)	(5)	(6)	(7)
ITEM NO.	SMR CODE	NSN	CAGEC	PART NUMBER	DESCRIPTION AND USABLE ON CODES (UOC)	QTY
					GROUP 7601 FIRE PUMP SYSTEM FIG. 5 POWER-TAKE-OFF (PTO)	
1	PAFZZ	5305-00-903-7298	80205	MS90725-189	SCREW,CAP,HEXAGON HEAD, .75-10 NC.....	4
2	PAFZZ	5310-00-584-7888	96906	MS35338-51	WASHER,LOCK 3/4.....	4
3	PAFZZ	5310-00-763-8922	96906	MS51967-24	NUT,PLAIN,HEXAGON	4
4	PAFZZ	5305-01-517-2284	04664	82-0270-0125	SCREW,CAP,HEXAGON .38-16 NC	6
5	PAFHH		06495	CS41-A1007-J3CB	PTO	1
6	PAFZZ		06495	19T38266	. SCREW,CAP	1
7	PAFZZ		06495	21T20092	. WASHER	1
8	PAFZZ		06495	14T37498	. FLANGE.....	1
9	PAFZZ		06495	48TK4039	. INSTALLATION KIT	1
10	PAFZZ	4730-01-518-5380	06495	43T37503	.. ADAPTER,STRAIGHT FLUID,1/8	1
11	PAFZZ	4730-01-521-7630	06495	43T35867	.. ELBOW,PIPE TO TUBE 1/8.....	3
12	PAFZZ	4720-01-518-5413	06495	43T36274	.. HOSE ASSEMBLY NONMETALLIC... ..	4
13	PAFZZ	4730-01-518-5381	06495	46M68014	.. ELBOW,PIPE TO BOSS 7/16-20	3
14	PAFZZ		06495	43T36231	.. TEE	1
15	PAFZZ	4810-01-521-7626	06495	35T37967	.. VALVE ASSEMBLY MANIFOLD	1
16	PAFZZ	5330-01-517-2830	06495	13T35777	. GASKET.....	1
17	PAFZZ		06495	19T36082	. SETSCREW.....	2
18	PAFZZ	4730-01-518-5380	06495	43T37503	. ADAPTER,STRAIGHT FLUID	2
19	PAFZZ	4720-01-518-9216	06495	45T36308	. HOSE ASSEMBLY, NONMETALLIC	1
20	PAFZZ		06495	43T39129	. FITTING, TEE	1
21	PAFZZ		06495	43M02205	. FITTING	1

END OF FIGURE

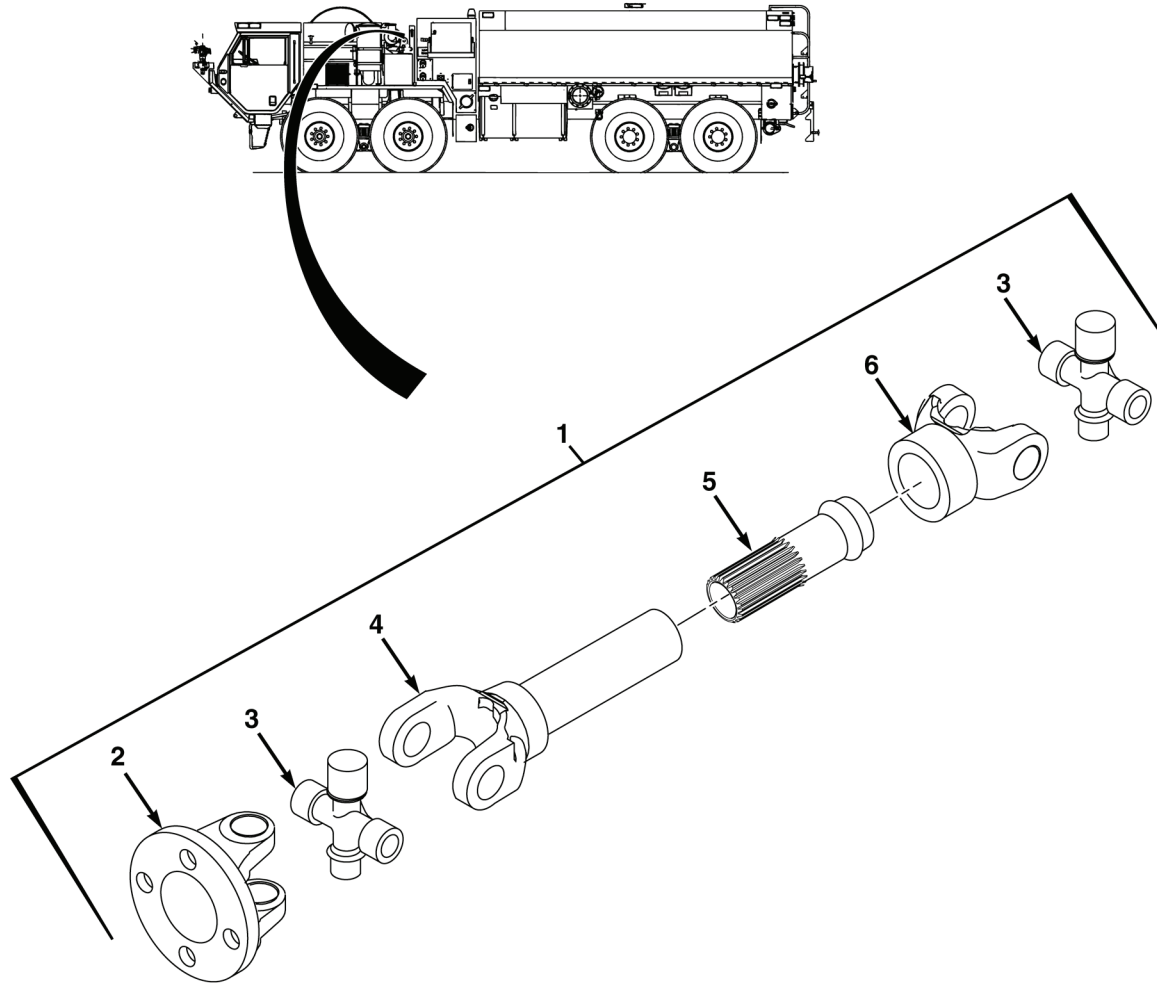


FIG. 6 DRIVE SHAFT

(1)	(2)	(3)	(4)	(5)	(6)	(7)
ITEM NO.	SMR CODE	NSN	CAGEC	PART NUMBER	DESCRIPTION AND USABLE ON CODES (UOC)	QTY
					GROUP 7601 FIRE PUMP SYSTEM FIG. 6 DRIVE SHAFT	
1	PAFFZ		04664	1660441	DRIVE SHAFT,1350.....	1
2	PAFZZ	2520-00-217-9324	19207	7377123	. YOKE,UNIVERSAL JOINT	1
3	PAFZZ	2520-00-508-1566	72447	5-178X	. SPIDER,UNIVERSAL JOINT.....	2
4	PAFZZ		72447	3-3-488KX	. YOKE,SLIP	1
5	PAFZZ		72447	3-40-1611	. SHAFT,TUBE.....	1
6	PAFZZ		72447	3-28-57	. YOKE,TUBE.....	1
					END OF FIGURE	

9 — 10 THROUGH 19

13 — 14 THROUGH 17

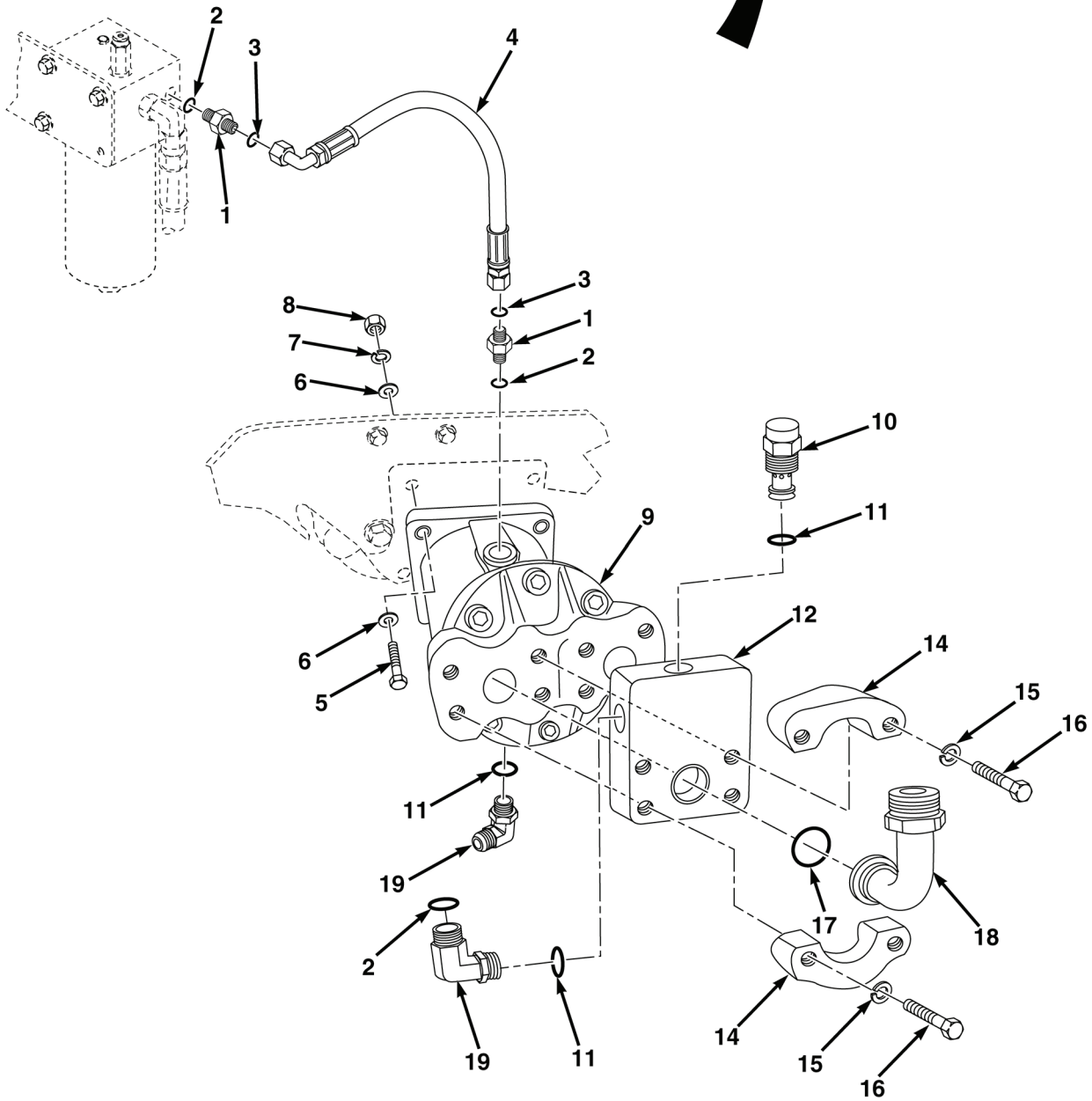
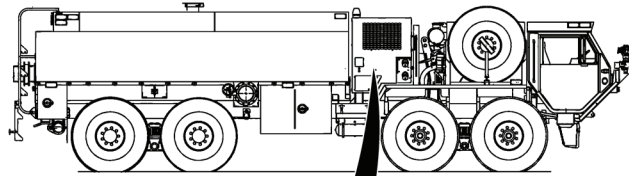


FIG. 7 HYDRAULIC DRIVE MOTOR

(1)	(2)	(3)	(4)	(5)	(6)	(7)
ITEM NO.	SMR CODE	NSN	CAGEC	PART NUMBER	DESCRIPTION AND USABLE ON CODES (UOC)	QTY
					GROUP 7601 FIRE PUMP SYSTEM FIG. 7 HYDRAULIC DRIVE MOTOR	
1	PAFZZ	4730-00-287-4852	17590	930743-8584	REDUCER,PIPE 3/8X1/2.....	2
2	PAFZZ	5331-00-808-0794	81343	MS28778-8	. O-RING 1/2	3
3	PAFZZ	5331-00-804-5695	81343	MS28778-6	. O-RING 3/8	2
4	PAFZZ		1ET59	205091203-110	HOSE,MOTOR T2 TO FILTER T2	1
5	PAFZZ	5305-00-732-0512	80204	B1821BH050C075N	SCREW,CAP,HEXAGON HEAD, .500-13 x .750	4
6	PAFZZ	5310-01-267-1684	96906	MS51412-10	WASHER,FLAT 1/2	8
7	PAFZZ	5310-00-584-5272	80205	MS35338-48	WASHER,LOCK 1/2.	4
8	PAFZZ	5310-00-768-0321	96906	MS51971-5	NUT,PLAIN,HEXAGON 1/2-13.....	4
9	PAFH		1ET59	205091203-91	MOTOR,DRIVE HYDRAULIC	1
10	PAFZZ		005K6	FR12-20F-0-N-5	. REGULATOR,FLOW	1
11	PAFZZ	5331-00-108-5691	81343	MS28778-10	. O-RING 5/8	3
12	PAFZZ		1ET59	06-0333	. MANIFOLD.	1
13	PAFZZ		01276	SFK62-12	. FLANGE KIT,SPLIT	2
14	PAFZZ		01276	12X262	. . FLANGE HALF.	2
15	PAFZZ		01276	12X254	. . LOCKWASHER	4
16	PAFZZ		01276	12X853	. . BOLT	4
17	PAFZZ	5331-00-251-8839	81343	MS28778-12	. . O-RING	1
18	PAFZZ		1M661	NB6892-16-12	. ELBOW,90 DEGREE 3/4	2
19	PAFZZ		01279	4515X10X8	. ELBOW,PIPE TO TUBE.....	2
					END OF FIGURE	

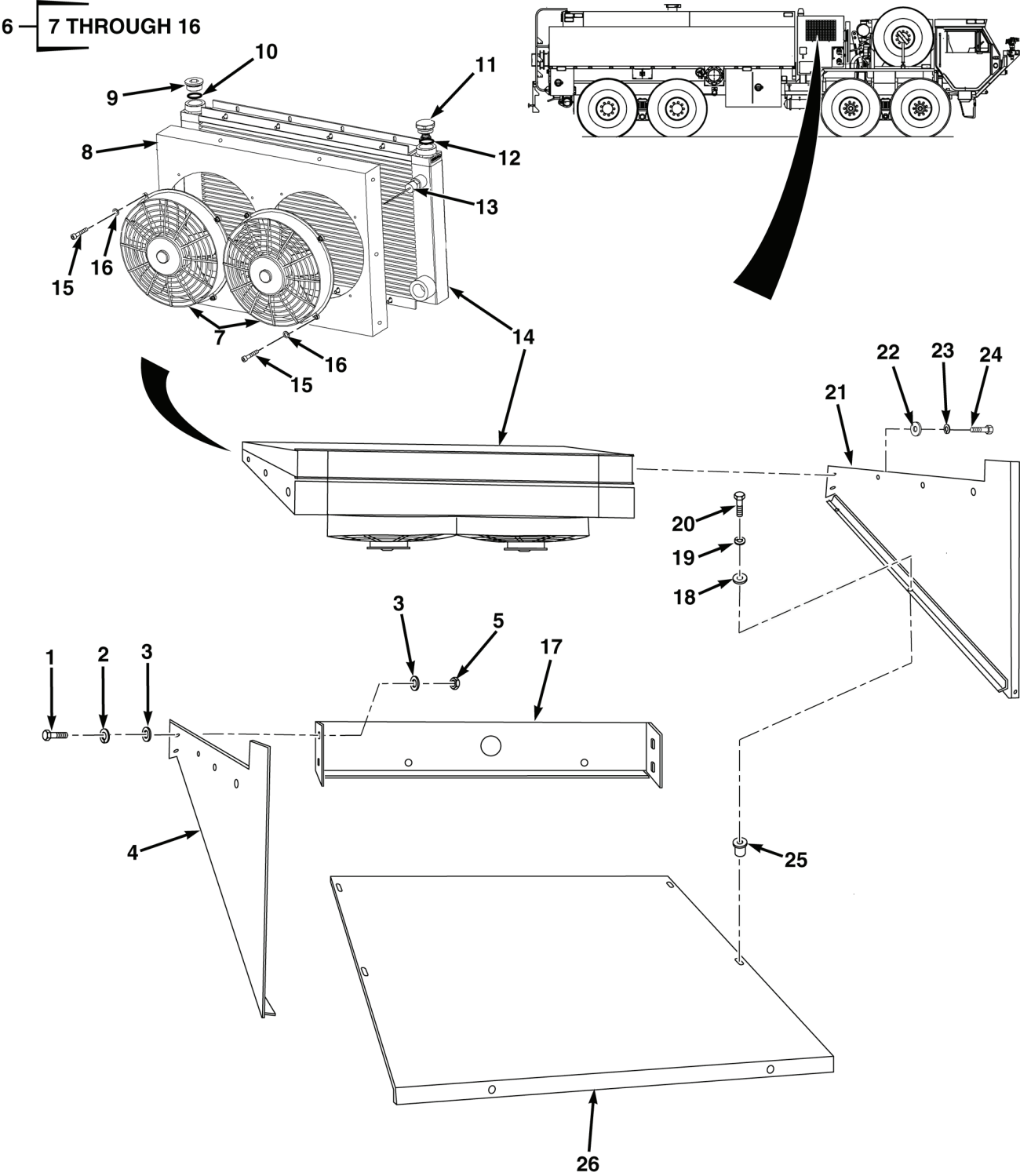


FIG. 8 HYDRAULIC HEAT EXCHANGER

(1)	(2)	(3)	(4)	(5)	(6)	(7)
ITEM NO.	SMR CODE	NSN	CAGEC	PART NUMBER	DESCRIPTION AND USABLE ON CODES (UOC)	QTY
GROUP 7601 FIRE PUMP SYSTEM						
FIG. 8 HYDRAULIC HEAT EXCHANGER						
1	PAFZZ	5305-00-225-3843	80204	B1821BH025C100N	SCREW,CAP,HEXAGON .25-20X1.00...	4
2	PAFZZ		1SE17	5745-4	WASHER,LOCK .25.....	4
3	PAFZZ	5310-00-823-8804	96906	MS27183-9	WASHER,FLAT .25.....	8
4	PFFZZ		04664	1590827	SHROUD,PANEL RIGHT SIDE.....	1
5	PAFZZ	5310-00-905-0762	96906	MS51967-3	NUT,PLAIN,HEXAGON .25-20.....	4
6	PAFZZ		1ET59	02594324	HEAT EXCHANGER.....	1
7	PAFZZ		1ET59	03082376	. FAN.....	2
8	PAFZZ		1ET59	03083052	. HOUSING.....	1
9	PAFZZ		1ET59	02506341	. PLUG,HEX .25.....	1
10	PAFZZ	5331-00-805-2966	81343	MS28778-4	. O-RING 1/4.....	1
11	PAFZZ		1ET59	03137865	. VALVE,RELIEF.....	1
12	PAFZZ	5331-00-285-9847	81343	MS28778-32	. O-RING.....	1
13	PAFZZ		1ET59	02582043	. SENSOR,TEMPERATURE.....	1
14	PAFZZ		1ET59	02580826	. HEAT EXCHANGER.....	1
15	PAFZZ	5305-00-988-7612	80205	MS16995-48	. SCREW,CAP,SOCKET HEAD,1/4X1/2..	8
16	PAFZZ	5310-00-883-9417	80205	MS35338-158	. WASHER,LOCK .25.....	8
17	PFFZZ		04664	1590844	SHROUD,PANEL BACK.....	1
18	PAFZZ	5310-00-080-6004	96906	MS27183-14	WASHER,FLAT 3/8.....	6
19	PAFZZ	5310-00-926-5877	96906	MS35338-160	WASHER,LOCK 3/8.....	6
20	PAFZZ	5305-00-068-0510	80204	B1821BH038C100N	SCREW,CAP,HEXAGON .375-16 X 1.00.	6
21	PFFZZ		04664	1590836	SHROUD,PANEL LEFT SIDE.....	1
22	PAFZZ	5310-00-809-5997	96906	MS27183-17	WASHER,FLAT 1/2.....	32
23	PAFZZ	5310-00-584-5272	80205	MS35338-48	WASHER,LOCK 1/2.....	6
24	PAFZZ	5305-00-732-0512	80204	B1821BH050C075N	SCREW,CAP,HEXAGON HEAD, .500-13 X 750.....	6
25	PAFZZ	5325-01-394-2418	78276	ALS7-513-312	INSERT,SCREW THREAD 3/8.....	6
26	PFFZZ		04664	1590846	SHROUD,PANEL BOTTOM.....	1
END OF FIGURE						

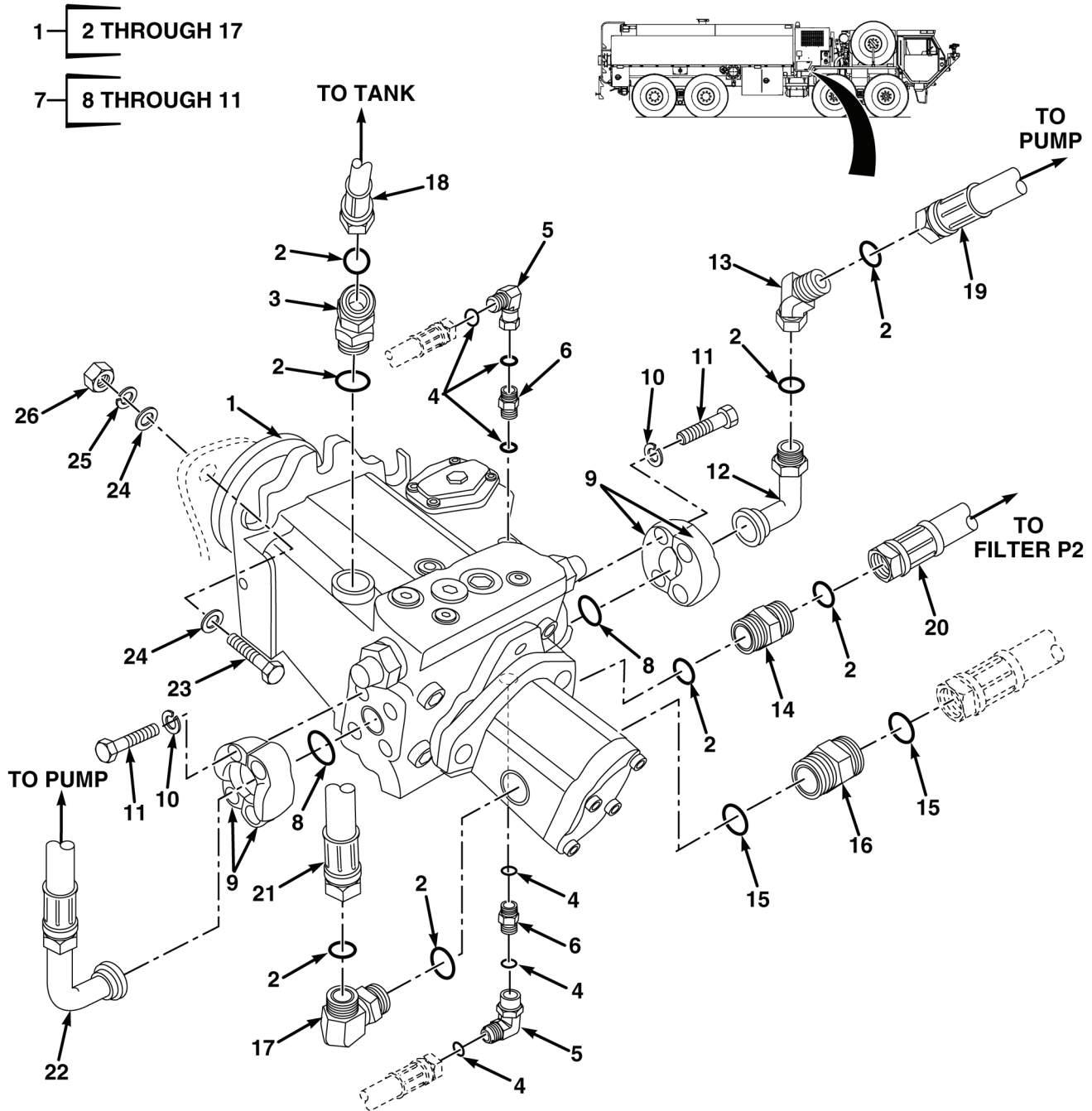


FIG. 9 HYDRAULIC DRIVE PUMP

(1)	(2)	(3)	(4)	(5)	(6)	(7)
ITEM NO.	SMR CODE	NSN	CAGEC	PART NUMBER	DESCRIPTION AND USABLE ON CODES (UOC)	QTY
					GROUP 7601 FIRE PUMP SYSTEM	
					FIG. 9 HYDRAULIC DRIVE PUMP	
1	PAFHH		1ET59	205091203-61	PUMP,DRIVE HYDRAULIC	1
2	PAFZZ	5331-00-251-8839	81343	MS28778-12	. O-RING	8
3	PAFZZ		01276	4365X12	. ELBOW,PIPE TO TUBE.	1
4	PAFZZ	5331-00-804-5695	81343	MS28778-6	. O-RING	6
5	PAFZZ		01276	4506X6	. ELBOW	2
6	PAFZZ		3AE91	6068-06-04	. ADAPTER,STRAIGHT.	2
7	PAFZZ		01276	SFK62-12	. FLANGE KIT,SPLIT	2
8	PAFZZ	5331-00-251-8839	81343	MS28778-12	. . O-RING	1
9	PAFZZ		01276	12X262	. . FLANGE HALF.	2
10	PAFZZ		01276	12X254	. . LOCKWASHER	4
11	PAFZZ		01276	12X853	. . BOLT	4
12	PAFZZ		1M661	FF6892-16-16	. ELBOW,FLANGE	1
13	PAFZZ		1M661	FG6502-16	. ELBOW	1
14	PAFZZ		01276	4315X12	. NIPPLE,PIPE	2
15	PAFZZ	5331-00-816-3546	81343	MS28778-20	. O-RING	2
16	PAFZZ		01276	4315X20	. ADAPTER,STRAIGHT.	1
17	PAFZZ	4730-01-338-2124	01276	FF1868T-1010S	. ELBOW,TUBE TO BOSS.	1
18	PAFZZ		1ET59	205091203-106	HOSE,MOTOR CASE TO TANK	1
19	PAFZZ		1ET59	205091203-102	HOSE,MOTOR TO PUMP	1
20	PAFZZ		1ET59	205091203-109-A	HOSE,PUMP TO FILTER P2.	1
21	PAFZZ		1ET59	205091203-108	HOSE,CHARGE PUMP TO FILTER P1.	1
22	PAFZZ		1ET59	205091203-101	HOSE,PUMP TO MOTOR	1
23	PAFZZ	5305-00-071-2070	80204	B1821BH050C175N	SCREW,CAP,HEXAGON HEAD, .500-13 x 1.75	4
24	PAFZZ	5310-01-267-1684	96906	MS51412-10	WASHER,FLAT 1/2	8
25	PAFZZ	5310-00-584-5272	80205	MS35338-48	WASHER,LOCK 1/2.	4
26	PAFZZ	5310-00-768-0321	96906	MS51971-5	NUT,PLAIN,HEXAGON 1/2-13.	4
END OF FIGURE						

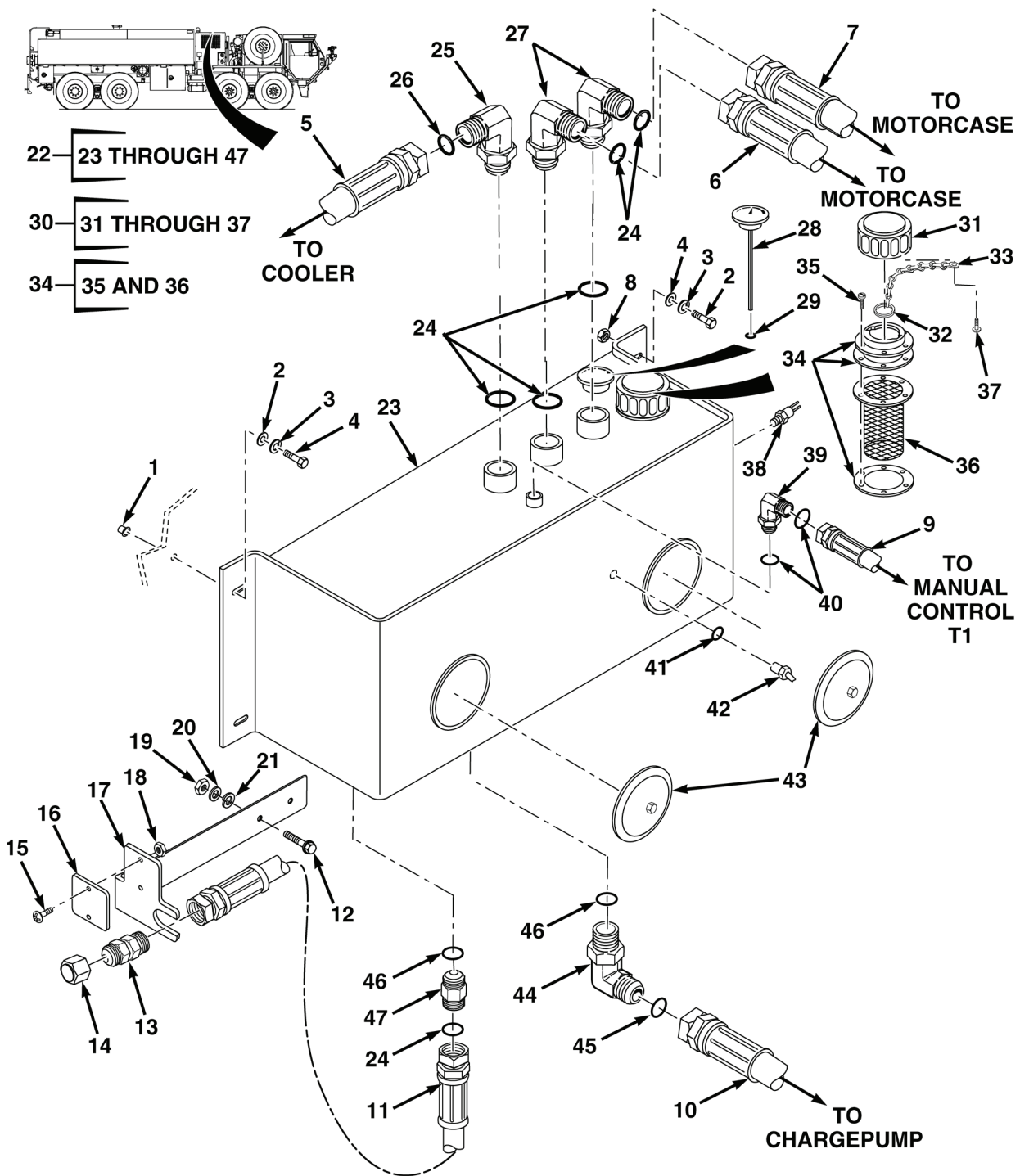


FIG. 10 HYDRAULIC TANK

(1)	(2)	(3)	(4)	(5)	(6)	(7)
ITEM NO.	SMR CODE	NSN	CAGEC	PART NUMBER	DESCRIPTION AND USABLE ON CODES (UOC)	QTY
					GROUP 7601 FIRE PUMP SYSTEM FIG. 10 HYDRAULIC TANK	
1	PAFZZ		39428	95105A169	INSERT,THREADED 1/2-13.	2
2	PAFZZ	5310-01-267-1684	96906	MS51412-10	WASHER,FLAT 1/2	5
3	PAFZZ	5310-00-584-5272	80205	MS35338-48	WASHER,LOCK 1/2.	5
4	PAFZZ	5305-00-732-0511	80204	B1821BH050C113N	SCREW,CAP,HEXAGON HEAD, .500-13 x 1.25	5
5	PAFZZ		1ET59	205091203-107	HOSE,COOLER TO TANK.	1
6	PAFZZ		1ET59	205091203-103	HOSE,MOTOR CASE T1 TO TANK	1
7	PAFZZ		1ET59	205091203-106	HOSE,MOTOR CASE TO TANK	1
8	PAFZZ	5310-01-159-8178	45152	110310A	NUT,SELF-LOCKING HEX,.50-13	3
9	PAFZZ		1ET59	205091203-111	HOSE,MAN CONTROL T1 TO TANK	1
10	PAFZZ		1ET59	205091203-100	HOSE,TANK TO CHARGE PUMP	1
11	PAFZZ		1ET59	205091203-116-A	HOSE,TANK DRAIN	1
12	PAFZZ	5305-00-068-0510	80204	B1821BH038C100N	SCREW,CAP,HEXAGON .375-16 x 1.00 .	2
13	PAFZZ		01276	C5314X20X20	UNION,STRAIGHT THRE	1
14	PAFZZ		01276	4129X20	CAP,TUBE	1
15	PAFZZ	5305-00-050-9229	96906	MS51957-63	SCREW,MACHINE 10-14 X 1/2 NC.	2
16	PAFZZ		04664	1700748	TAG,HYDRAULIC RESERVOIR OIL DRAIN	1
17	PFFZZ		04664	1675509	BRACKET,OIL DRAIN MOUNTING	1
18	PAFZZ	5310-00-807-1466	80205	MS21042-08	NUT,SELF-LOCKING 10-24 NC	2
19	PAFZZ	5310-00-851-2682	96906	MS35691-17	NUT,PLAIN,HEXAGON .375-16.	2
20	PAFZZ	5310-00-809-8533	96906	MS27183-23	WASHER,FLAT 3/4	2
21	PAFZZ	5310-00-584-7888	96906	MS35338-51	WASHER,LOCK 3/4.	2
22	PAFZZ		1ET59	205091203-90	TANK,HYDRAULIC 9 GALLON	1
23	PFFZZ		1ET59	205091203-70	. RESERVOIR	1
24	PAFZZ	5331-00-251-8839	81343	MS28778-12	. O-RING 3/4	7
25	PAFZZ		01276	4515X10X12	. ELBOW	1
26	PAFZZ	5331-00-584-1590	78640	43920	.. O-RING	2
27	PAFZZ	4730-01-283-8195	01276	FF1868T-1212S	. ELBOW,TUBE TO BOSS	2
28	PAFZZ		59793	35004A 9.5"	. INDICATOR,FLUID LEVEL	1
29	PAFZZ	5331-00-808-0794	81343	MS28778-8	. O-RING	1
30	PAFZZ		U3098	ELF3RV-10-4.0	. FILLER,CAP	1
31	PAFZZ		U3098	00306040	.. CAP	1
32	PAFZZ		U3098	00083078	.. KEY RING	1
33	PAFZZ		U3098	00083077	.. CHAIN	1

(1)	(2)	(3)	(4)	(5)	(6)	(7)
ITEM NO.	SMR CODE	NSN	CAGEC	PART NUMBER	DESCRIPTION AND USABLE ON CODES (UOC)	QTY
34	PAFZZ		U3098	00002680	. . FLANGE KIT.	1
35	PAFZZ		39428	91613A339	. . . SCREW,MACHINE M5X10	6
36	PAFZZ		U3098	02701475	. . . BASKET,FILLER.	1
37	PAFZZ	5305-00-964-6195	80205	MS35199-53	. . SCREW,MACHINE 10-24 X 3/8	1
38	PAFZZ	5930-01-508-1409	04034	164860	. SWITCH,LIQUID LEVEL	1
39	PAFZZ	4730-01-280-8350	01276	FF1868T-0606S	. ELBOW,TUBE TO BOSS	1
40	PAFZZ	5331-00-804-5695	81343	MS28778-6	. . O-RING 3/8.	2
41	PAFZZ	5331-00-805-2966	81343	MS28778-4	. O-RING 1/4.	1
42	PAFZZ		005K6	4001486	. TRANSMITTER TEMPERATURE	1
43	PAFZZ		61028	V-1917	. COVER,ACCESS.	2
44	PAFZZ		01276	4515X20X16	. ELBOW,TUBE TO BOSS	1
45	PAFZZ		01276	7629X20	. . O-RING.	1
46	PAFZZ	5331-00-804-5694	81343	MS28778-16	. O-RING 1.00.	2
47	PAFZZ		01276	4315X12X8	. ADAPTER,STRAIGHT	1

END OF FIGURE

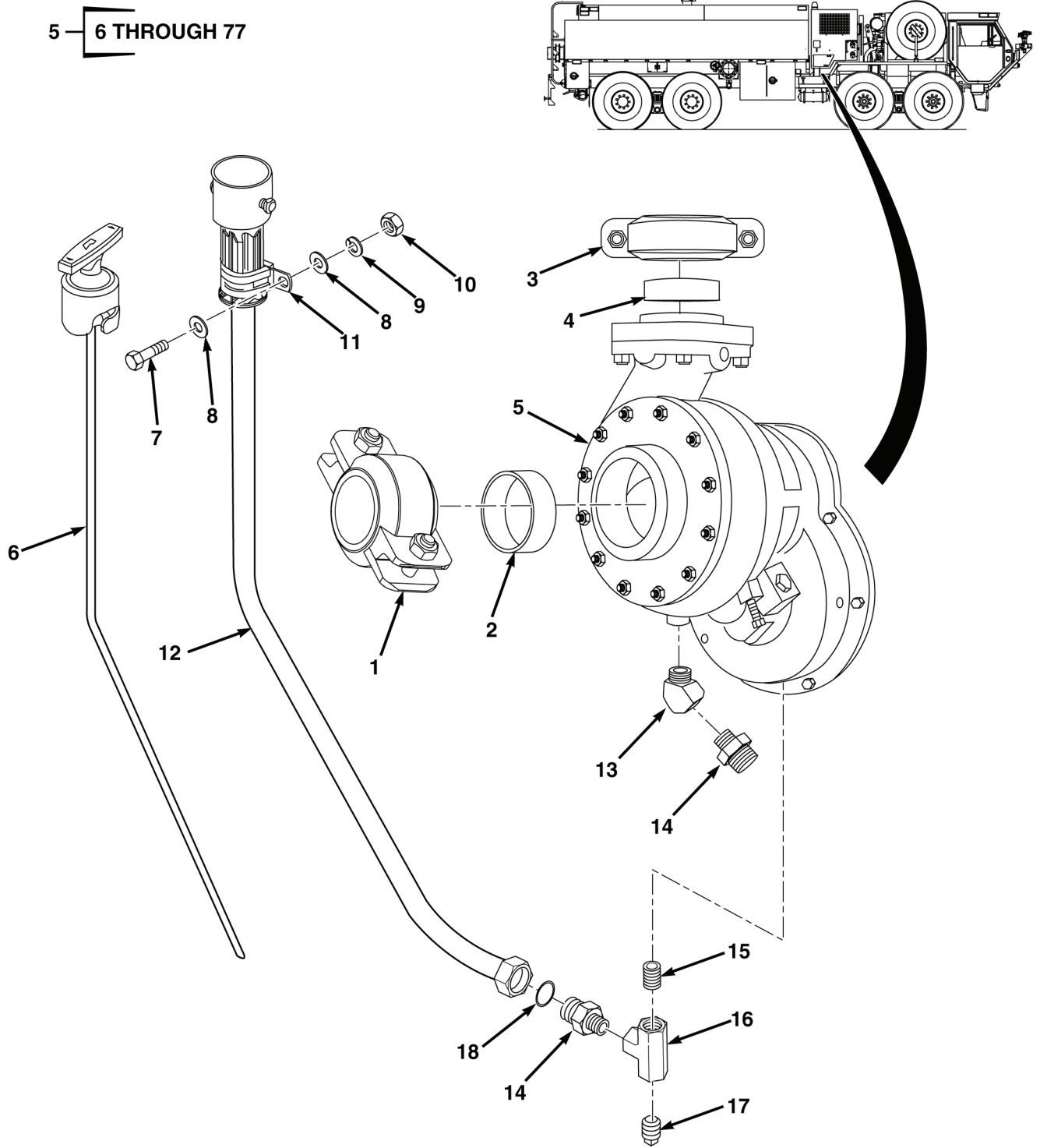


FIG. 11 WATER PUMP (SHEET 1 OF 2)

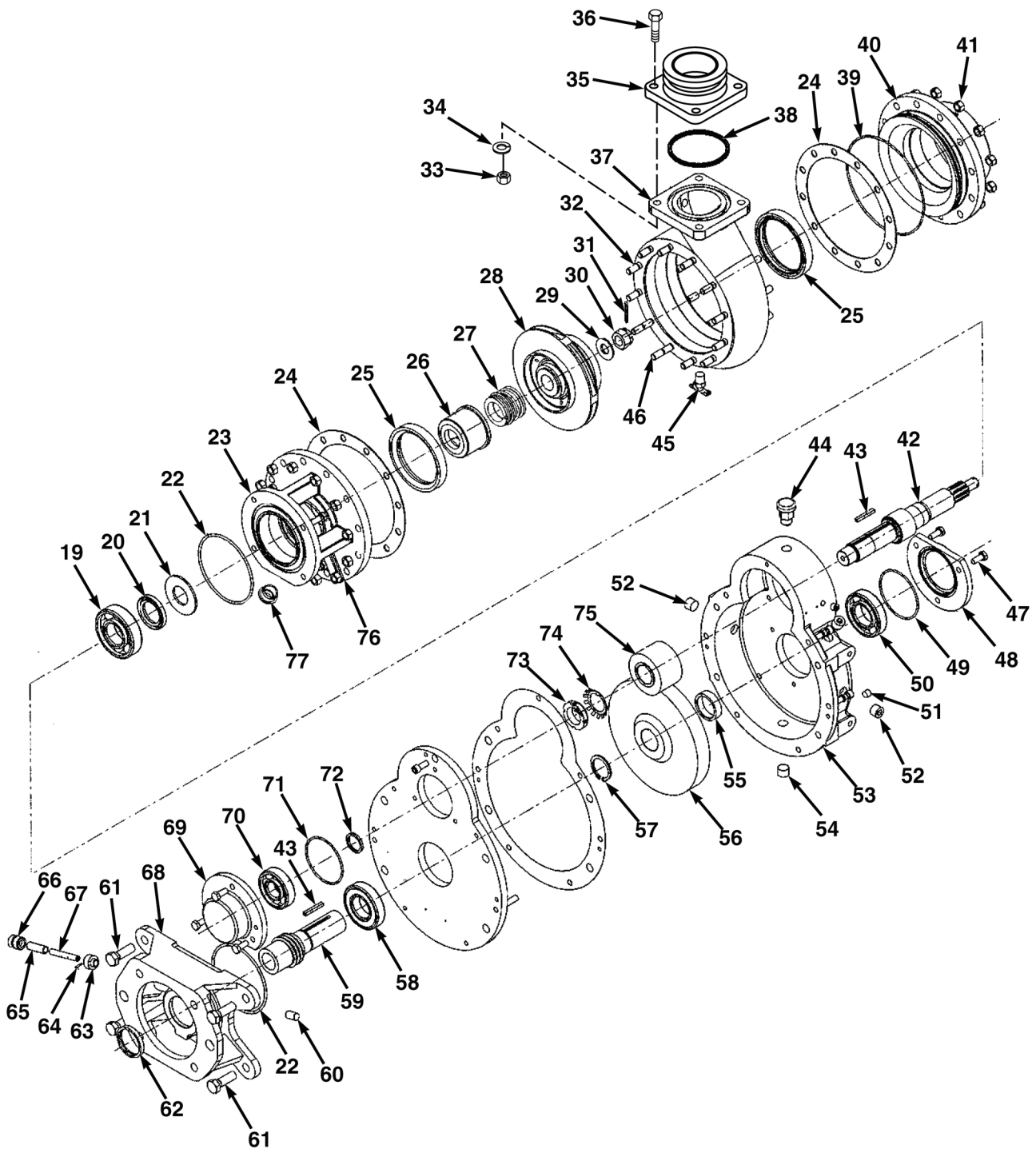


FIG. 11 WATER PUMP (SHEET 2 OF 2)

(1)	(2)	(3)	(4)	(5)	(6)	(7)
ITEM NO.	SMR CODE	NSN	CAGEC	PART NUMBER	DESCRIPTION AND USABLE ON CODES (UOC)	QTY
					GROUP 7601 FIRE PUMP SYSTEM FIG. 11 WATER PUMP	
1	PAFZZ	4730-01-518-1982	79154	L040007PT0	COUPLING,CLAMP,PIPE 4 INCH	1
2	PAFZZ	5330-01-518-2069	79154	4.0INCH07T-GASKET	. GASKET.	1
3	PAFZZ	4730-01-518-1974	79154	3.0INCH07T	COUPLING,CLAMP,PIPE.	1
4	PAFZZ	5330-01-518-2030	79154	3.0INCH07T-GASKET	. GASKET.	1
5	PAFHH		15852	HH500	WATER PUMP,HYDRAULI.	1
6	PAFZZ		15852	4225510	. DIPSTICK.	1
7	PAFZZ	5305-00-068-0502	80205	MS90725-6	. SCREW,CAP,HEXAGON HEAD, 1/4-20 X 3/4 NC	1
8	PAFZZ	5310-00-823-8804	96906	MS27183-9	. WASHER,FLAT .25	2
9	PAFZZ	5310-00-883-9417	80205	MS35338-158	. WASHER,LOCK 1/4.	1
10	PAFZZ	5310-00-905-0762	96906	MS51967-3	. NUT,PLAIN,HEXAGON 1/4	1
11	PAFZZ		15852	4403312	. CLAMP .75ID X .50W	1
12	PAFZZ		15852	4225500	. TUBE ASSEMBLY	1
13	PAFZZ	4730-00-277-8257	81343	6-6 130339B	. ELBOW,PIPE	1
14	PAFZZ		15852	3501568	. FITTING .38 X .50	1
15	PAFZZ		15852	1081014	. NIPPLE 3/8	1
16	PAFZZ		15852	1080406	. TEE,PIPE .38.	1
17	PAFZZ		15852	1080536	. PLUG,PIPE .375.	1
18	PAFZZ	5331-00-804-5695	81343	MS28778-6	. O-RING	1
19	PAHHH		15852	1721903	. BEARING,BALL	1
20	PAHHH	5330-01-271-5773	15852	3600545	. SEAL,PLAIN 1.375 ID X 2.129 OD	1
21	PAHHH	4210-01-270-4328	15852	3203204	. DEFLECTOR,DIRT AND WATER	1
22	PAHHH		15852	3601239	. O-RING 4.25X4.50X0.12	2
23	PAHHH		15852	2803609	. HEAD,INBOARD	1
24	PAHHH	5330-01-270-5410	15852	3809600	. GASKET.	2
25	PAHHH	5330-01-270-7241	15852	3401700	. RETAINER,PACKING	2
26	PAHHH		15852	1840600	. HOUSING	1
27	PAHHH		15852	1841203	. SEAL,SHAFT 1.500.	1
28	PAHHH		15852	2902800	. IMPELLER	1
29	PAHHH		15852	3603321	. WASHER,FLAT 0.64X1.25X.12	1
30	PAHHH	5310-01-270-7150	15852	5403428	. NUT,IMPELLER .625-18	1
31	PAHHH		15852	3605203	. PIN,COTTER .125X1.00	1
32	PAHHH	5307-01-270-5430	15852	3606203	. STUD,PLAIN 0.375-16X1.500	22
33	PAFZZ	5310-01-054-4644	06032	2100-0123-001	. NUT,PLAIN,HEXAGON .38-16.	4
34	PAFZZ	5310-01-517-3315	5B337	3603503	. WASHER,LOCK .38-16	4

(1)	(2)	(3)	(4)	(5)	(6)	(7)
ITEM NO.	SMR CODE	NSN	CAGEC	PART NUMBER	DESCRIPTION AND USABLE ON CODES (UOC)	QTY
35	PAFZZ		5B337	1927500	. FLANGE	1
36	PAFZZ	5305-00-269-3215	80205	MS90725-65	. SCREW,CAP,HEXAGON HEAD, .38-16X1.75	4
37	PAHHH		15852	2052700	. CASING,PUMP	1
38	PAFZZ		15852	3601610	. RING,QUAD 3.25X3.62X0.19	1
39	PAHHH		15852	3601116	. O-RING 6.25X6.44X0.09	1
40	PAHHH		15852	2804150	. HEAD,SUCTION	1
41	PAHHH		15852	5403002	. NUT,HEX .375-16	24
42	PAHHH		15852	5004201	. SHAFT,IMPELLER	1
43	PAHHH		15852	3602441	. KEY	2
44	PAHHH		15852	4401800	. VENT,GEAR CASE	1
45	PAFZZ	4820-01-270-4932	5B337	5203600	. COCK,DRAIN	1
46	PAHHH		15852	3606206	. STUD 0.375-16X2.00	2
47	PAHHH		15852	5400018	. SCREW,CAP,HEX HEAD .313-18X0.75	6
48	PAHHH		15852	2301008	. BEARING,CAP	1
49	PAHHH		15852	3601125	. O-RING 3.00X3.19X0.09	1
50	PAHHH		15852	1720104	. BEARING,BALL	1
51	PAHHH		15852	1080537	. PLUG,PIPE 0.125	4
52	PAFZZ		15852	1080541	. PLUG,PIPE 0.375	4
53	PAHHH		15852	TG00300	. GEAR CASE ASSEMBLY	1
54	PAHHH		15852	1080538	. PLUG,PIPE 0.375	1
55	PAHHH		15852	3302010	. SPACER 1.38X1.75X.448	1
56	PAHHH		15852	2713211	. GEAR,DRIVE	1
57	PAHHH		15852	3600421	. RETAINER,RING	1
58	PAHHH		15852	1720103	. BEARING,BALL	1
59	PAHHH		15852	5005300	. SHAFT,DRIVE	1
60	PAHHH		15852	1141401	. PLUG,TACH SHAFT 0.50	1
61	PAHHH		15852	5400067	. SCREW,CAP,HEX HEAD .500-13X1.5	4
62	PAHHH		15852	3600554	. SEAL,OIL 1.625 ID X 2.000 OD	1
63	PAHHH		15852	2704201	. GEAR,TACHOMETER	1
64	PAHHH		15852	3605101	. PIN,DRIVE LOK 0.094X0.500	1
65	PAHHH		15852	1760025	. BEARING 0.314 ID	1
66	PAHHH		15852	1142100	. PLUG,TACH .750-20	1
67	PAHHH		15852	5010500	. SHAFT,TACH	1
68	PFHZZ		15852	4013100	. BRACKET	1
69	PAHHH		15852	2300601	. BEARING,CAP	1
70	PAHHH		15852	1721702	. BEARING,BALL	1
71	PAHHH		15852	3601126	. O-RING 2.88X3.06X0.09	1
72	PAHHH		15852	3603018	. WASHER,FLAT .99X1.25X.12	1
73	PAHHH		15852	3602106	. LOCKNUT,BEARING	1

(1)	(2)	(3)	(4)	(5)	(6)	(7)
ITEM NO.	SMR CODE	NSN	CAGEC	PART NUMBER	DESCRIPTION AND USABLE ON CODES (UOC)	QTY
74	PAHHH		15852	3602126	. WASHER, LOCK	1
75	PAHHH		15852	2713911	. GEAR, PINION	1
76	PAFZZ		15852	5400020	. SCREW, CAP, HEX HEAD .313-18X1.00	4
77	PAHHH		15852	4402900	. PLUG 1'-14.	1

END OF FIGURE

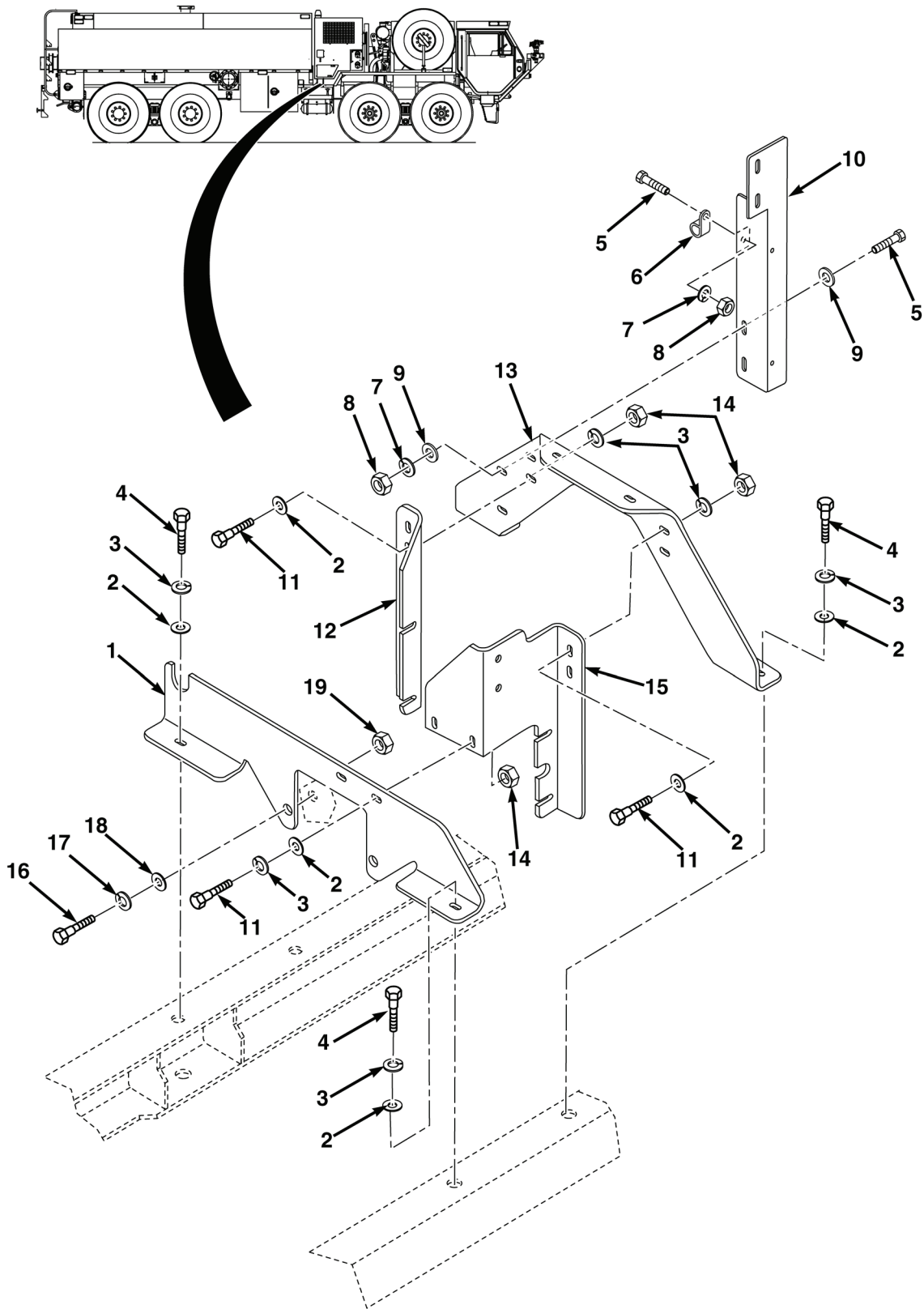


FIG. 12 WATER PUMP MOUNTING BRACKETS

(1)	(2)	(3)	(4)	(5)	(6)	(7)
ITEM NO.	SMR CODE	NSN	CAGEC	PART NUMBER	DESCRIPTION AND USABLE ON CODES (UOC)	QTY
GROUP 7601 FIRE PUMP SYSTEM						
FIG. 12 WATER PUMP MOUNTING BRACKETS						
1	PAFZZ		04664	1583413	BRACKET,MOUNTING REAR.....	1
2	PAFZZ	5310-01-517-4812	04664	82-1013-008	WASHER,FLAT 3/8	18
3	PAFZZ	5310-01-517-9775	04664	82-1011-0038	WASHER,SPRING 3/8.....	18
4	PAFZZ	5305-00-225-3839	80205	MS90725-8	SCREW,CAP,HEXAGON .38-16NCX1.00	8
5	PAFZZ	5305-00-225-3843	80204	B1821BH025C100N	SCREW,CAP,HEXAGON HEAD,.25-20 X 1.00	3
6	PAFZZ		75272	COV-4909	CLAMP,LOOP 3.00 IN	1
7	PAFZZ	5310-00-584-5272	80205	MS35338-48	WASHER,LOCK .25.....	3
8	PAFZZ	5310-00-905-0762	96906	MS51967-3	NUT,PLAIN,HEXAGON .25-20.....	3
9	PAFZZ	5310-00-823-8804	96906	MS27183-9	WASHER,FLAT .25	5
10	PAFZZ		04664	1677782	SUPPORT,BRACKET TURRET SUPPLY	1
11	PAFZZ	5305-00-725-2317	80204	B1821BH038C150N	SCREW,CAP,HEXAGON .38-16X1.50...	10
12	PAFZZ		04664	1584744	BRACKET,MOUNTING VERTICAL	1
13	PAFZZ		04664	1584747	BRACKET,MOUNTING MAIN	1
14	PAFZZ	5310-01-054-4644	06032	2100-0123-001	NUT,PLAIN,HEXAGON .38-16.....	10
15	PAFZZ		04664	1584742	BRACKET,MOUNTING VERTICAL	1
16	PAFZZ	5305-00-724-7222	80204	B1821BH063C200N	SCREW,CAP,HEXAGON HEAD, .63-11X2.00	4
17	PAFZZ	5310-00-167-0680	80205	MS35338-49	WASHER,LOCK .63.....	4
18	PAFZZ	5310-00-823-8803	96906	MS27183-21	WASHER,FLAT .63	8
19	PAFZZ	5310-00-763-8920	96906	MS51967-20	NUT,PLAIN,HEXAGON .63-11.....	4
END OF FIGURE						

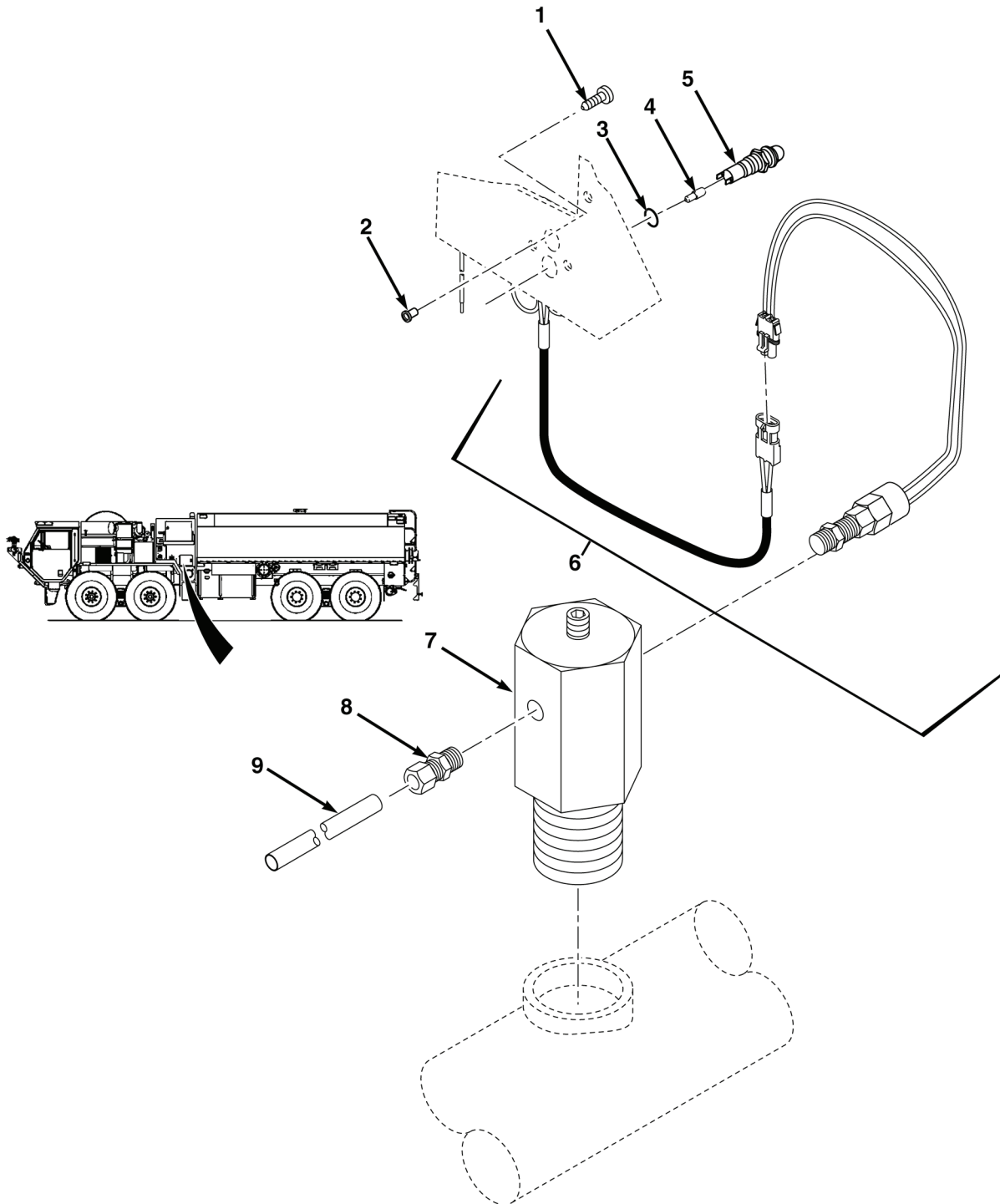


FIG. 13 THERMAL RELIEF VALVE INSTALLATION

(1)	(2)	(3)	(4)	(5)	(6)	(7)
ITEM NO.	SMR CODE	NSN	CAGEC	PART NUMBER	DESCRIPTION AND USABLE ON CODES (UOC)	QTY
					GROUP 7602 RELIEF VALVE ASSEMBLY	
					FIG. 13 THERMAL RELIEF VALVE INSTALLATION	
1	PAFZZ	5305-00-989-7435	80205	MS35207-264	SCREW,MACHINE HEAD,10-24 NC X 5/8	2
2	PAFZZ	5325-01-411-0066	78276	ALS4-1024-130	INSERT,SCREW THREAD 10-24	2
3	PAFZZ	5331-00-805-2966	81343	MS28778-4	O-RING 1/4	1
4	PAFZZ	6240-00-143-3173	88204	1820	LAMP,INCANDESCENT 10 A	1
5	PAFZZ	6220-01-517-5880	04664	51-6033	LIGHT,INDICATOR.	1
6	PAFZZ	6220-01-521-2720	26840	200-2600-00-0	LIGHT,INDICATOR.	1
7	PAFZZ	4820-01-518-0422	26840	100-0054	VALVE,SAFETY RELIEF	1
8	PAFZZ	4730-01-134-0854	81343	6-2 100102BA	ADAPTER,STRAIGHT PIPE	1
9	MFFZZ		04664	944008-0036	TUBING,NYLON MAKE FROM TUBING P/N NBR-6-075, CAGE 61424 , 36 INCH	1
END OF FIGURE						

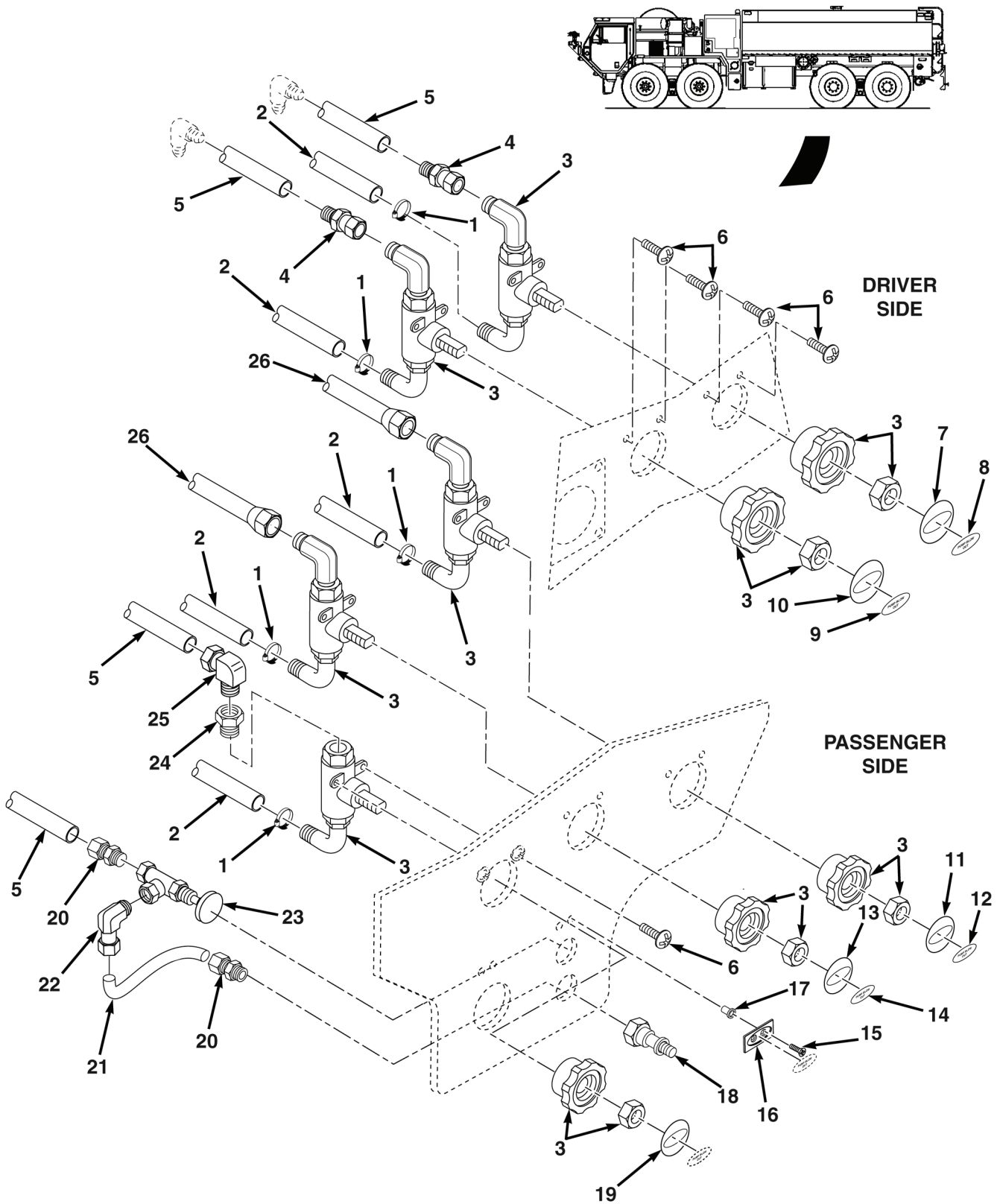


FIG. 14 DISCHARGE DRAIN VALVES

(1)	(2)	(3)	(4)	(5)	(6)	(7)
ITEM NO.	SMR CODE	NSN	CAGEC	PART NUMBER	DESCRIPTION AND USABLE ON CODES (UOC)	QTY
GROUP 7602 RELIEF VALVE ASSEMBLY						
FIG. 14 DISCHARGE DRAIN VALVES						
1	PAFZZ	4730-01-528-7067	39428	5011T11	CLAMP,HOSE .50 - 1.12	5
2	MFFZZ		04664	940004-0048	HOSE,NONMETALLIC MAKE FROM HOSE P/N 940004, CAGE 04664, 48 INCH	4
3	PAFZZ		06CG4	111416	VALVE,DRAIN .75"C1,1/4 TURN	5
4	PAFZZ	4730-01-114-8326	36655	738-1212	ADAPTER,STRAIGHT	8
5	MFFZZ		04664	940093-00048	HOSE,NONMETALLIC MAKE FROM HOSE P/N 8FC647-12, CAGE 01276, 48 INCH	4
6	PAFZZ	5305-01-526-6249	39428	90604A541	SCREW,MACHINE .25-20 NCX.750	10
7	PAFZZ		1JWQ8	1093687-0007	TAG,COLOR,DRAIN YELLOW.	1
8	PAFZZ		1JWQ8	1098111-0003	TAG-O,AUXILIARY INL	1
9	PAFZZ		1JWQ8	1104751-0003	TAG-O,#1 DISCHARGE.	1
10	PAFZZ		1JWQ8	1093687-0001	TAG,COLOR,DRAIN RED	1
11	PAFZZ		1JWQ8	1093687-0002	TAG,COLOR,DRAIN BLUE	1
12	PAFZZ		1JWQ8	1105396-0003	TAG-O,#2 DISCHARGE.	1
13	PAFZZ		1JWQ8	1093687-0012	TAG,COLOR,DRAIN GREEN.	1
14	PAFZZ		1JWQ8	1098112-0003	TAG-O,AUXILIARY INL	1
15	PAFZZ	5305-00-052-6872	80205	MS24627-49	SCREW,TAPPING	2
16	PAFZZ		04664	1091733-0002	BEZEL 1 X 2	1
17	PAFZZ	5325-01-411-0066	78276	ALS4-1024-130	INSERT,SCREW THREAD	2
18	PAFZZ	5310-00-562-2826	58377	5809	CONNECTOR 1/2	1
19	PAFZZ		1JWQ8	1093687-0014	TAG,COLOR,DRAIN BLACK	1
20	PAFZZ	4730-01-062-2570	81343	6-4 100102BA	ADAPTER,STRAIGHT	2
21	MFFZZ		04664	944035-0048	HOSE,NONMETALLIC MAKE FROM HOSE P/N 6-6527, CAGE 19239, 48 INCH	4
22	PAFZZ	4730-00-069-1187	93061	269NTA-6-4	ELBOW,PIPE TO TUBE 90 DEG.	1
23	PAFZZ		2Y894	NVA250BNB	VALVE,NEEDLE .25.	1
24	PAFZZ	4730-00-194-0219	81343	AS4861-08	BUSHING,PIPE 3/8X3/4.	1
25	PAFZZ	4730-00-289-0155	81343	6-6 120202BA	ELBOW,PIPE TO TUBE 3/8.	1
26	PAFZZ		04664	1678609	HOSE ASSEMBLY	2
END OF FIGURE						

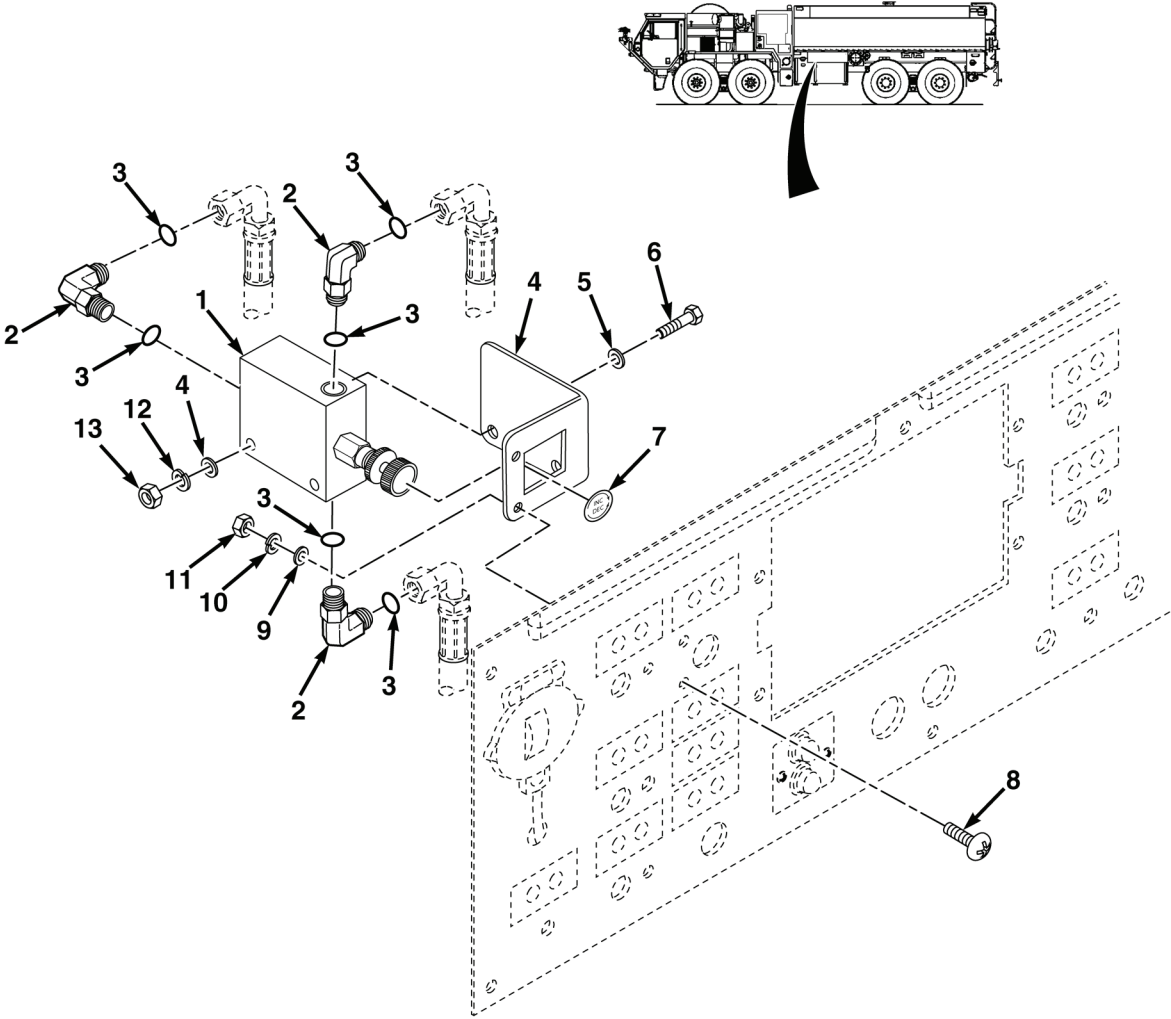


FIG. 15 MANUAL PRESSURE CONTROL

(1)	(2)	(3)	(4)	(5)	(6)	(7)
ITEM NO.	SMR CODE	NSN	CAGEC	PART NUMBER	DESCRIPTION AND USABLE ON CODES (UOC)	QTY
					GROUP 7602 RELIEF VALVE ASSEMBLY FIG. 15 MANUAL PRESSURE CONTROL	
1	PAFZZ		1ET59	205091203-64A	CONTROL,PRESSURE MANUAL	1
2	PAFZZ		01276	4515X4	ELBOW,PIPE TO TUBE.	3
3	PAFZZ	5331-00-805-2966	81343	MS28778-4	. O-RING 1/4	6
4	PFFZZ		04664	1677466	BRACKET,MANUAL PRESSURE VALVE	1
5	PAFZZ	5310-00-080-6004	96906	MS27183-14	WASHER,FLAT 3/8	4
6	PAFZZ	5305-00-725-2317	80204	B1821BH038C150N	SCREW,CAP,HEXAGON HEAD, .375-16 X 1.50	2
7	PAFZZ		1JWQ8	1713163	TAG-O,MANUAL INC DEC	1
8	PAFZZ	5306-00-042-6921	24617	426921	BOLT,MACHINE 1/4 X 1	2
9	PAFZZ	5310-00-582-5677	80205	MS15795-810	WASHER,FLAT 1/4	2
10	PAFZZ	5310-00-883-9417	80205	MS35338-158	WASHER,LOCK 1/4.	2
11	PAFZZ	5310-00-997-1888	80205	MS35649-2252	NUT,PLAIN,HEXAGON 1/4-20.	2
12	PAFZZ	5310-00-180-0277	80205	MS35333-76	WASHER,LOCK 3/8.	2
13	PAFZZ	5310-00-851-2682	96906	MS35691-17	NUT,PLAIN,HEXAGON .375-16.	2
					END OF FIGURE	

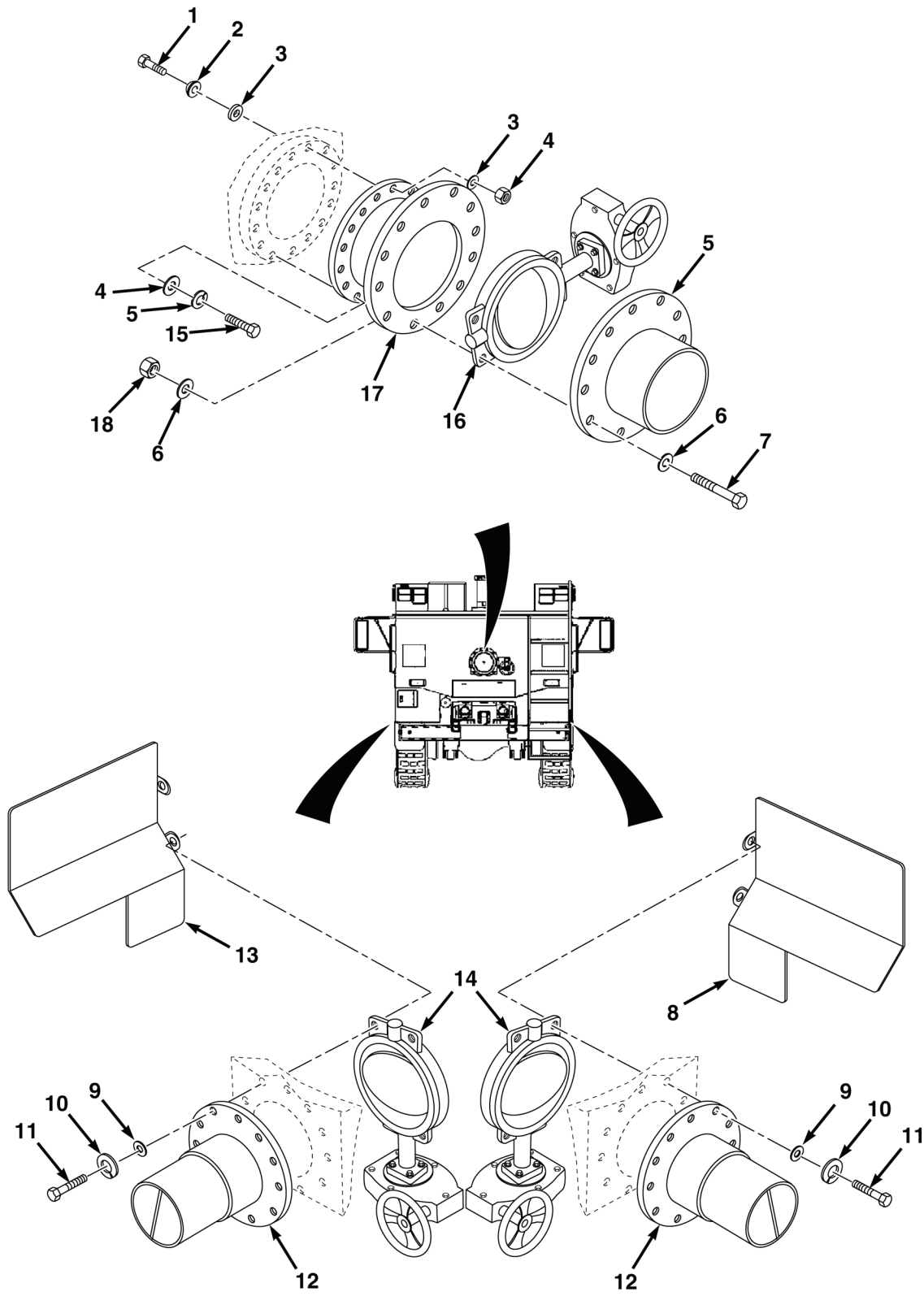


FIG. 16 DUMP VALVES

(1)	(2)	(3)	(4)	(5)	(6)	(7)
ITEM NO.	SMR CODE	NSN	CAGEC	PART NUMBER	DESCRIPTION AND USABLE ON CODES (UOC)	QTY
					GROUP 7602 RELIEF VALVE ASSEMBLY FIG. 16 DUMP VALVES	
1	PAFZZ	5305-00-781-3927	80204	B1821BH038C350N	SCREW,CAP,HEXAGON HEAD, .375-16 X 3.50	16
2	PAFZZ		04664	95-3646	WASHER,RUBBER 3/8	14
3	PAFZZ	5310-00-080-6004	96906	MS27183-14	WASHER,FLAT 3/8	32
4	PAFZZ	5310-01-477-8639	39428	90640A131	NUT,SELF-LOCKING HEX,3/8	14
5	PAFZZ		04664	1291314-0700	CHUTE,DUMP,BRAY,S/S 10".....	1
6	PAFZZ	5310-00-809-8540	96906	MS27183-25	WASHER,FLAT 7/8	24
7	PAFZZ	5305-01-386-3558	80205	MS90725-223	SCREW,CAP,HEXAGON HEAD, 7/8 X 6.00	12
8	PFFZZ		04664	1698179	COVER,DUMP CHUTE,PS	1
9	PAFZZ	5310-00-823-8803	96906	MS27183-21	WASHER,FLAT .63	52
10	PAFZZ	5310-00-820-6653	80205	MS35338-50	WASHER,LOCK .63	28
11	PAFZZ	5305-00-724-6760	80205	MS90725-174	SCREW,CAP,HEXAGON HEAD, .63-11X4.50	28
12	PAFZZ		04664	1291298-2301	CHUTE,DUMP,BRAY,S/S 10".....	2
13	PFFZZ		04664	1698181	COVER,DUMP CHUTE,DS	1
14	PAFZZ		04664	1657897	VALVE,B-FLY,CRANE GEAR,10".....	2
15	PAFZZ	5305-00-543-2866	80204	B1821BH038C250N	SCREW,CAP,HEXAGON HEAD, .375-16X2.50	2
16	PAFZZ		04664	1698195	VALVE,B-FLY,CRANE GEAR,10".....	1
17	PAFZZ		04664	1357165-0500	SPACER,FLANGED,POLY 10"	1
18	PAFZZ	5310-00-764-6610	96906	MS51971-9	NUT,PLAIN,HEXAGON 7/8	36
					END OF FIGURE	

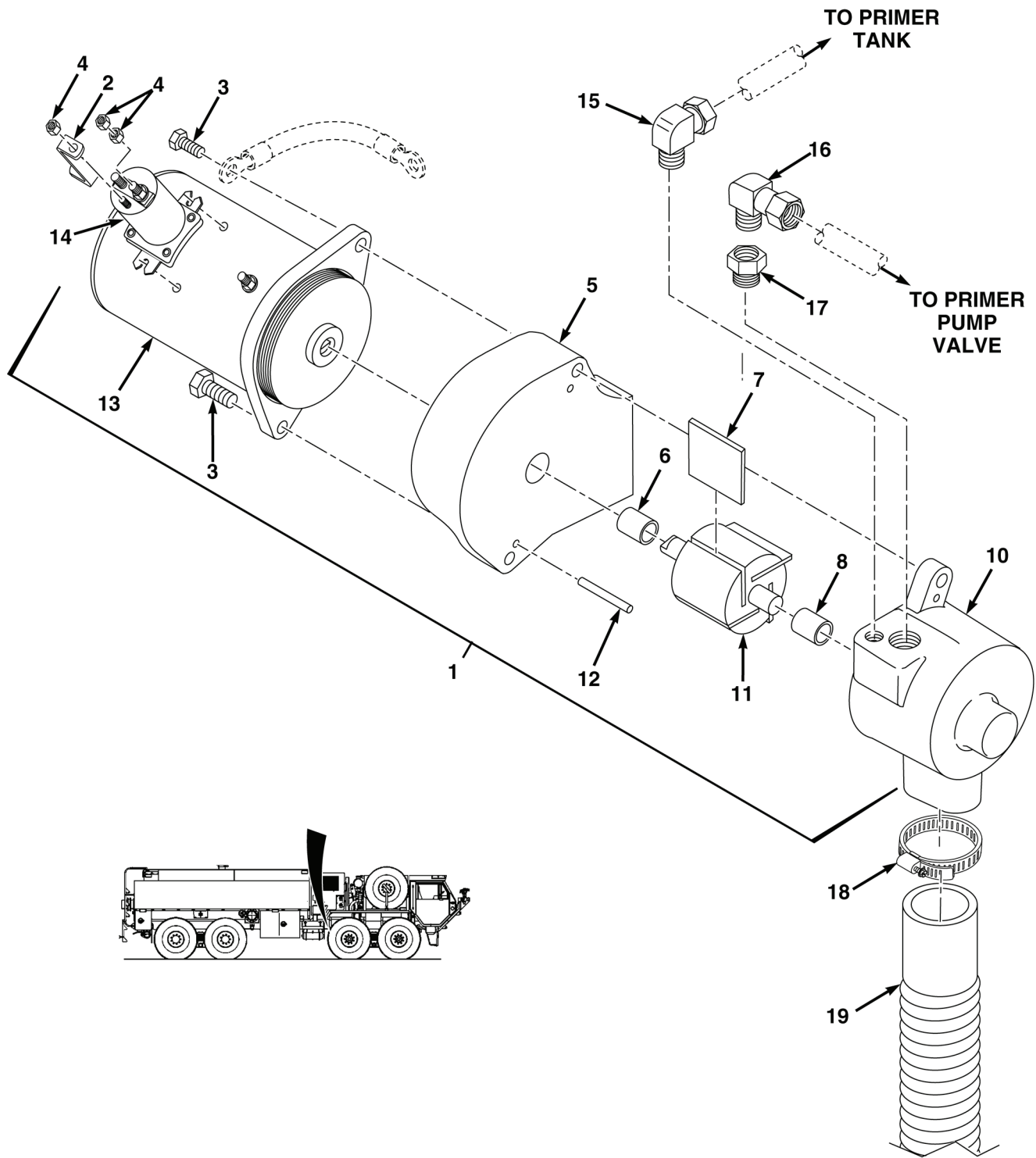


FIG. 17 PRIMER PUMP ASSEMBLY

(1)	(2)	(3)	(4)	(5)	(6)	(7)
ITEM NO.	SMR CODE	NSN	CAGEC	PART NUMBER	DESCRIPTION AND USABLE ON CODES (UOC)	QTY
					GROUP 7604 PRIMER PUMP ASSEMBLY	
					FIG. 17 PRIMER PUMP ASSEMBLY	
1	PAFFF	2910-01-518-0978	26840	501-3090-20	PRIMING SYSTEM OIL-LESS, ESP	1
2	PAFZZ	5999-01-518-3260	26840	513-0190-00-0	. STRIP,ELECTRICAL GROUNDING. . . .	1
3	PAFZZ	5305-01-518-2052	26840	018-1624-02-0	. SCREW,CAP,HEXAGON HEAD	2
4	PAFZZ	5310-01-346-3459	26840	110-1600-02-0	. NUT,PLAIN,HEXAGON	2
5	PAFZZ	6105-01-518-5791	26840	502-0061-01-0	. END BELL,ELECTRICAL.	1
6	PAFZZ	5330-01-518-2089	26840	296-2710-00-0	. SEAL,PLAIN ENCASED	1
7	PAFZZ	4320-01-518-2071	26840	130-0010-01-0	. VANE,PUMP,ROTARY	4
8	PAFZZ	3120-01-518-2437	26840	250-9111-00-0	. BEARING,SLEEVE	1
9	PAFZZ	5365-01-518-1953	26840	217-0101-13-0	. PLUG,MACHINE THREAD	1
10	XAFZZ		26840	501-1810-01-0	. BODY ASSEMBLY	1
11	PAFZZ	4320-01-518-2064	26840	537-0281-01-0	. ROTOR AND SHAFT PUMP	1
12	PAFZZ	5315-01-518-2088	02978	064-6311-01-0	. PIN,STRAIGHT HEADLESS	2
13	PAFZZ	6105-01-518-5733	26840	200-0062-10-0	. MOTOR,PRIMER	1
14	PAFZZ		26840	200-0071-02-0	. SOLENOID	1
15	PAFZZ	4730-01-086-4064	81343	SAE J246 4-4 100202BA	. ELBOW,PIPE TO TUBE	1
16	PAFZZ	4730-01-115-6643	81343	8-8 100202BA	. ELBOW,PIPE TO TUBE	1
17	PAFZZ	4730-00-278-3888	81343	12-8 140140C	. REDUCER,PIPE	1
18	PAFZZ	4730-00-277-6199	00784	1222610-3	. CLAMP,HOSE	1
19	PAFZZ		04664	42-1980-3600	. HOSE,FLEXIBLE	1
					END OF FIGURE	

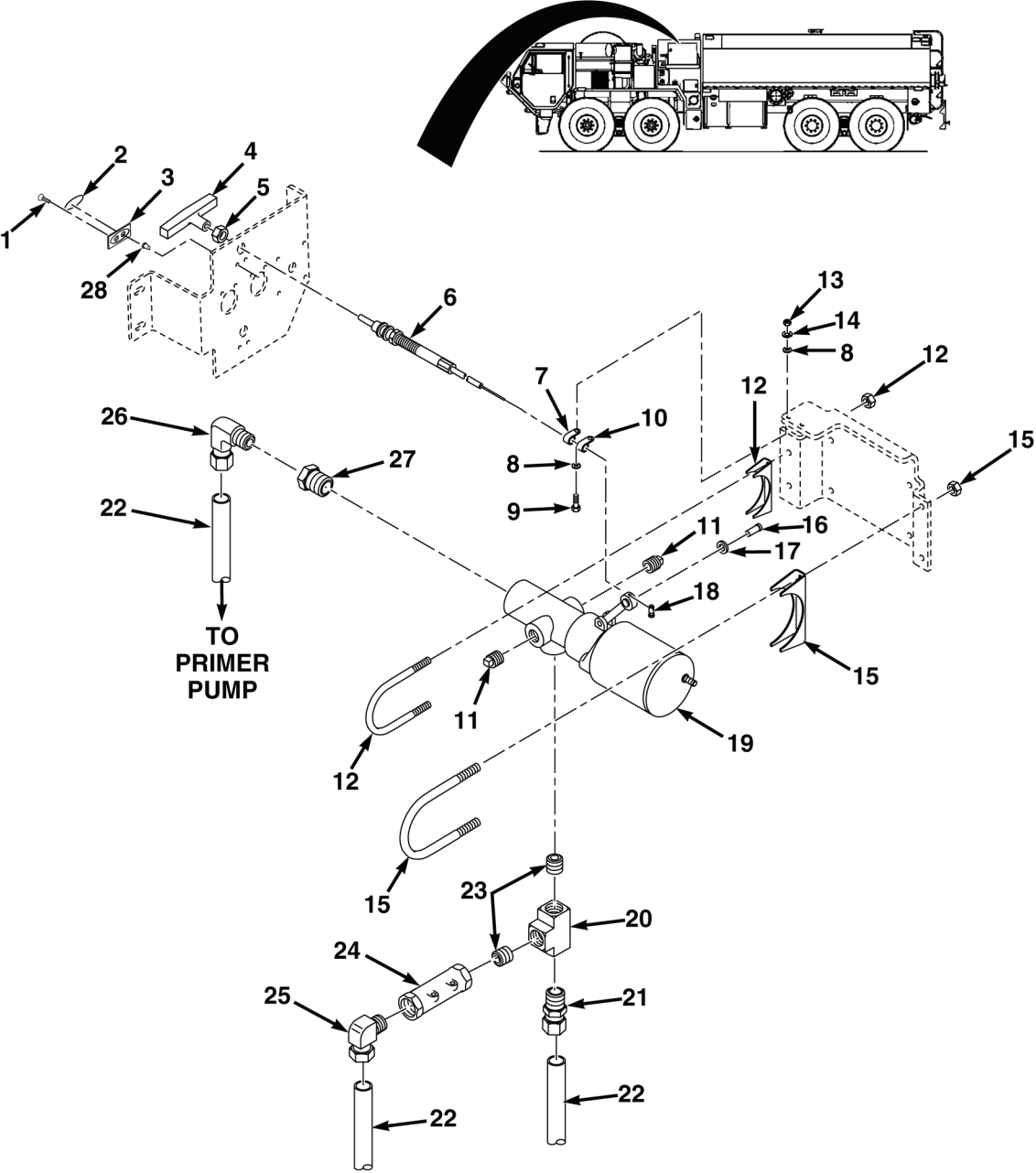


FIG. 18 PRIMER PUMP VALVE INSTALLATION

(1)	(2)	(3)	(4)	(5)	(6)	(7)
ITEM NO.	SMR CODE	NSN	CAGEC	PART NUMBER	DESCRIPTION AND USABLE ON CODES (UOC)	QTY
					GROUP 7604 PRIMER PUMP ASSEMBLY FIG. 18 PRIMER PUMP VALVE INSTALLATION	
1	PAFZZ	5305-00-052-6872	80205	MS24627-49	SCREW,TAPPING 10-24 X .625	2
2	PAFZZ		1JWQ8	1126787-0003	TAG-O,MANUAL PRIMER,PULL TO PRIME	1
3	PAFZZ	2590-01-517-3439	04664	1091733-0014	BEZEL,AUTOMOTIVE	1
4	PAFZZ	5355-01-517-6014	04664	1195594	KNOB	1
5	PAFZZ	5310-00-905-0762	96906	MS51967-3	. NUT,PLAIN,HEXAGON 1/4	1
6	PAFZZ	2590-01-516-6913	60602	000-36331-0000	CABLE ASSEMBLY CONTROL	1
7	PAFZZ	5340-00-843-7825	80205	MS21333-68	CLAMP,LOOP	1
8	PAFZZ	5310-00-823-8804	96906	MS27183-9	WASHER,FLAT .25	4
9	PAFZZ	5305-00-988-1727	80205	MS35206-283	SCREW,MACHINE 1/4-20 X 1.00	2
10	PAFZZ	5340-01-038-9481	75272	COV0509Z1	CLAMP,LOOP	1
11	PAFZZ	4730-01-487-4686	93061	211P-6	PLUG,PIPE	2
12	PAFZZ	5340-01-384-3005	96906	MS52150-2SA-D	CLAMP,LOOP 1.25	1
13	PAFZZ	5310-00-763-8913	96906	MS51967-17	NUT,PLAIN,HEXAGON 9/16	2
14	PAFZZ	5310-00-883-9417	80205	MS35338-158	WASHER,LOCK 1/4	2
15	PAFZZ	5340-01-244-4707	04664	80-6006	CLAMP,LOOP 3.00 IN	1
16	PAFZZ	5315-01-342-4055	39428	98306A269	PIN,STRAIGHT,HEADED	1
17	PAFZZ	5310-00-087-7493	96906	MS27183-13	WASHER,FLAT 3/8	1
18	PAFZZ	4030-01-518-3844	72741	100-015	CLAMP,WIRE ROPE	1
19	PAFZZ	4810-00-555-6033	79218	8683-24	VALVE,SOLENOID	1
20	PAFZZ	4730-01-300-4114	39428	4464K52	TEE,PIPE	1
21	PAFZZ	4730-01-130-8766	93061	68CA-12-12	ADAPTER,STRAIGHT PIPE	1
22	MFFZZ		04664	944036-00072	HOSE,NONMETALLIC MAKE FROM HOSE P/N 31270AX, CAGE 45152, 72 INCH	3
23	PAFZZ	4730-01-305-8657	39428	4830K191	NIPPLE,PIPE	2
24	PAFZZ	4820-01-129-7662	04664	51-0194	VALVE,CHECK	1
25	PAFZZ	4730-01-102-4123	81343	10-8 100202BA	ELBOW,PIPE TO TUBE	1
26	PAFZZ	4730-01-291-8460	01276	691X6X2	ELBOW,PIPE TO TUBE	1
27	PAFZZ	4730-00-278-3888	30780	0102-12-8	REDUCER,PIPE	1
28	PAFZZ	5325-01-411-0066	78276	ALS4-1024-130	INSERT,SCREW THREAD 10-24	2
					END OF FIGURE	

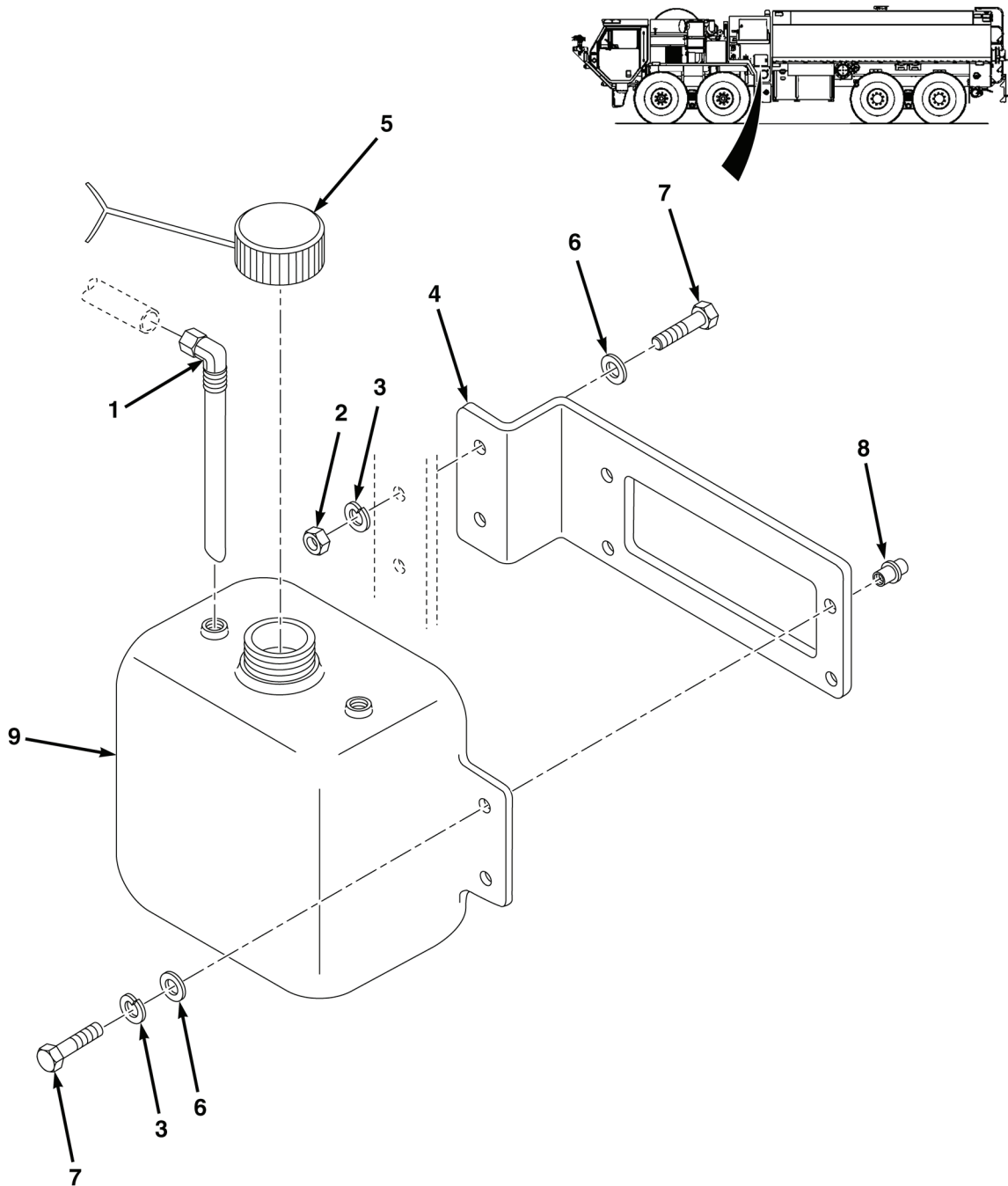


FIG. 19 PRIMER PUMP TANK INSTALLATION

(1)	(2)	(3)	(4)	(5)	(6)	(7)
ITEM NO.	SMR CODE	NSN	CAGEC	PART NUMBER	DESCRIPTION AND USABLE ON CODES (UOC)	QTY
					GROUP 7604 PRIMER PUMP ASSEMBLY	
					FIG. 19 PRIMER PUMP TANK INSTALLATION	
1	PAFZZ	4710-01-518-0901	0GXM6	12063	TUBE ASSEMBLY SET	1
2	PAFZZ	5310-01-156-7706	96906	MS16286-1	NUT,PLAIN,HEXAGON 1/4-20.	2
3	PAFZZ	5310-00-926-5877	96906	MS35338-160	WASHER,LOCK 3/8.	4
4	PFFZZ		04664	1342524	BRACKET,PRIMER TANK	1
5	PAFZZ	2590-01-517-5282	0E3E3	063361	CAP,FILLER OPENING	1
6	PAFZZ	5310-00-087-7493	96906	MS27183-13	WASHER,FLAT 3/8	4
7	PAFZZ	5305-00-543-2419	80204	B1821BH038C113N	SCREW,CAP,HEXAGON HEAD, 3/8-16 NC X 1 1/4	4
8	PAFZZ	5325-01-474-9732	78276	ALS7-616-150	INSERT,SCREW THREAD 3/8	4
9	PAFZZ	4210-01-518-5340	0E3E3	062200	TANK,FIRE FIGHTING.	1
					END OF FIGURE	

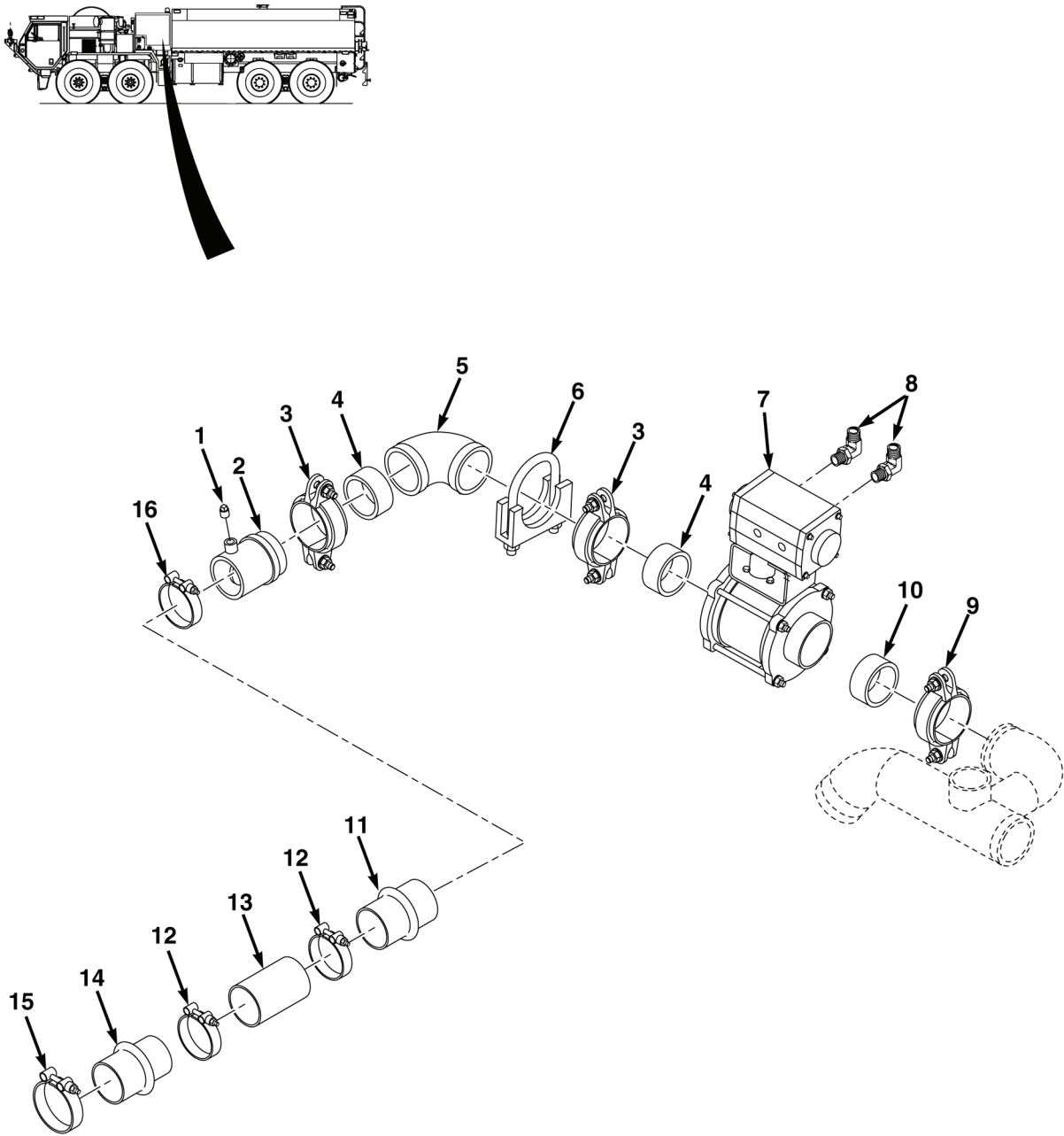


FIG. 20 TANK TO PUMP

(1)	(2)	(3)	(4)	(5)	(6)	(7)
ITEM NO.	SMR CODE	NSN	CAGEC	PART NUMBER	DESCRIPTION AND USABLE ON CODES (UOC)	QTY
					GROUP 7606 DRAIN VALVE ASSEMBLY FIG. 20 TANK TO PUMP	
1	PAFZZ	4730-00-221-2137	81343	AS4863SIZE02(MOD)	PLUG,PIPE 1/4.	1
2	PAFZZ		04664	1336204-0300	VALVE,CHECK.	1
3	PAFZZ	4730-01-518-1974	79154	3.0INCH07T	COUPLING,CLAMP,PIPE.	2
4	PAFZZ	5330-01-518-2030	79154	3.0INCH07T-GASKET	. GASKET.	2
5	PAFZZ		04664	1655420	ELBOW,TANK TO PUMP.	1
6	PAFZZ	5340-01-517-3685	96566	139350-00	CLEVIS AND U-BOLT 3.50	1
7	PAFZZ	4820-01-517-5347	04664	1332091-0300	VALVE,BALL	1
8	PAFZZ	4730-01-455-1066	93061	169PMT-4-4	ELBOW,PIPE TO HOSE	2
9	PAFZZ		04664	56-4107-4030	COUPLING	1
10	PAFZZ		79154	4.0X3.00INCH750T-GASKET	. GASKET.	1
11	PAFZZ	4720-01-517-9015	0VC51	3H35SL	HOSE,NONMETALLIC 3.50.	1
12	PAFZZ	5340-01-517-8590	54646	C412C-75-410-S	BOLT ASSEMBLY,CLAMP 4.00.	2
13	PAFZZ		04664	1655421	SPACER,TANK TO PUMP 3.50.	1
14	PAFZZ		0VC51	45R35	HOSE,NONMETALLIC 3.5 TO 4.5.	1
15	PAFZZ		54646	C412N-75-500-S2	BOLT ASSEMBLY,CLAMP 4.5.	1
16	PAFZZ	5340-01-517-7014	04664	80-6037	CLAMP,LOOP 4.00	1
					END OF FIGURE	

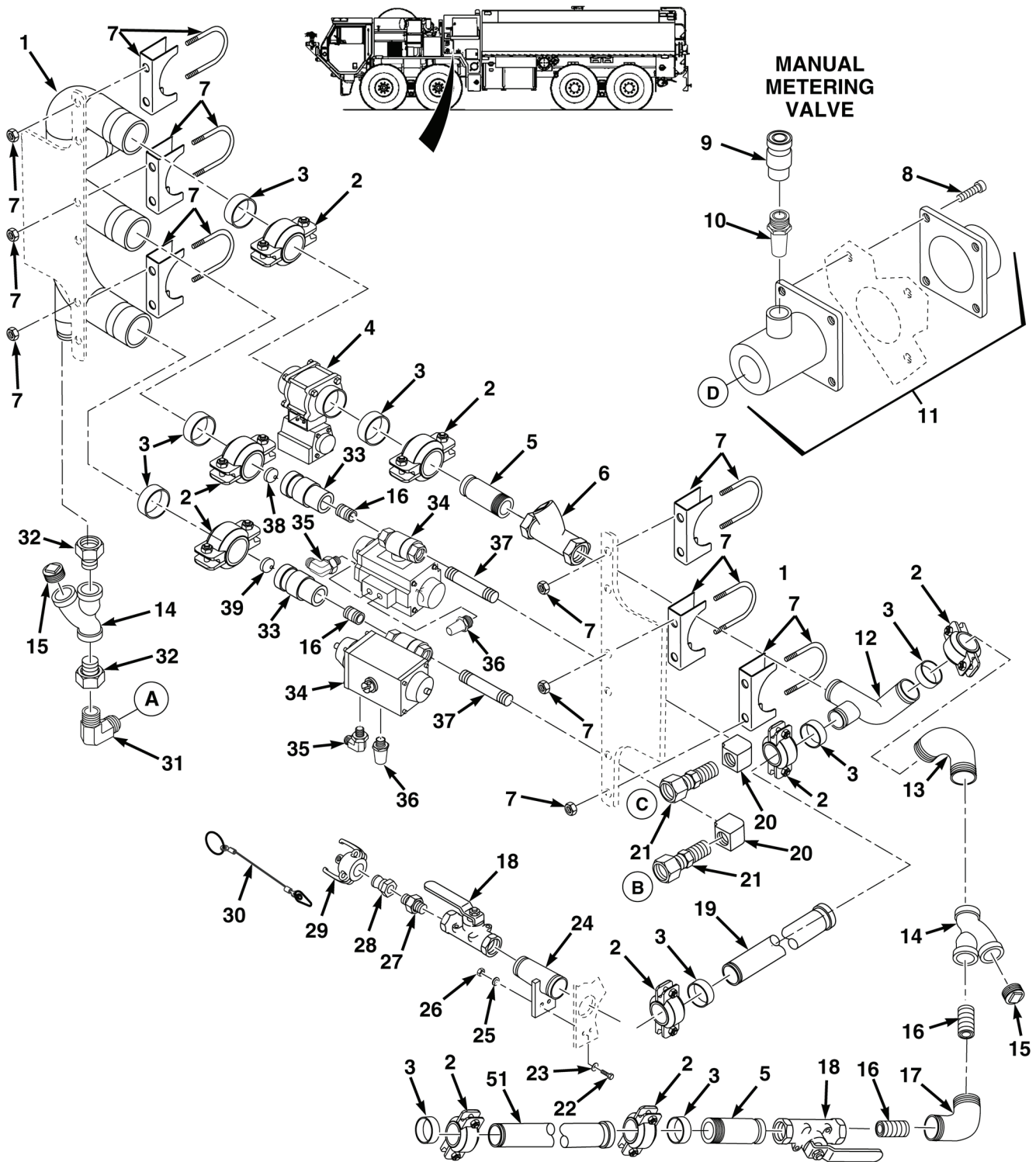


FIG. 21 FOAM SYSTEM PIPING (SHEET 1 OF 3)

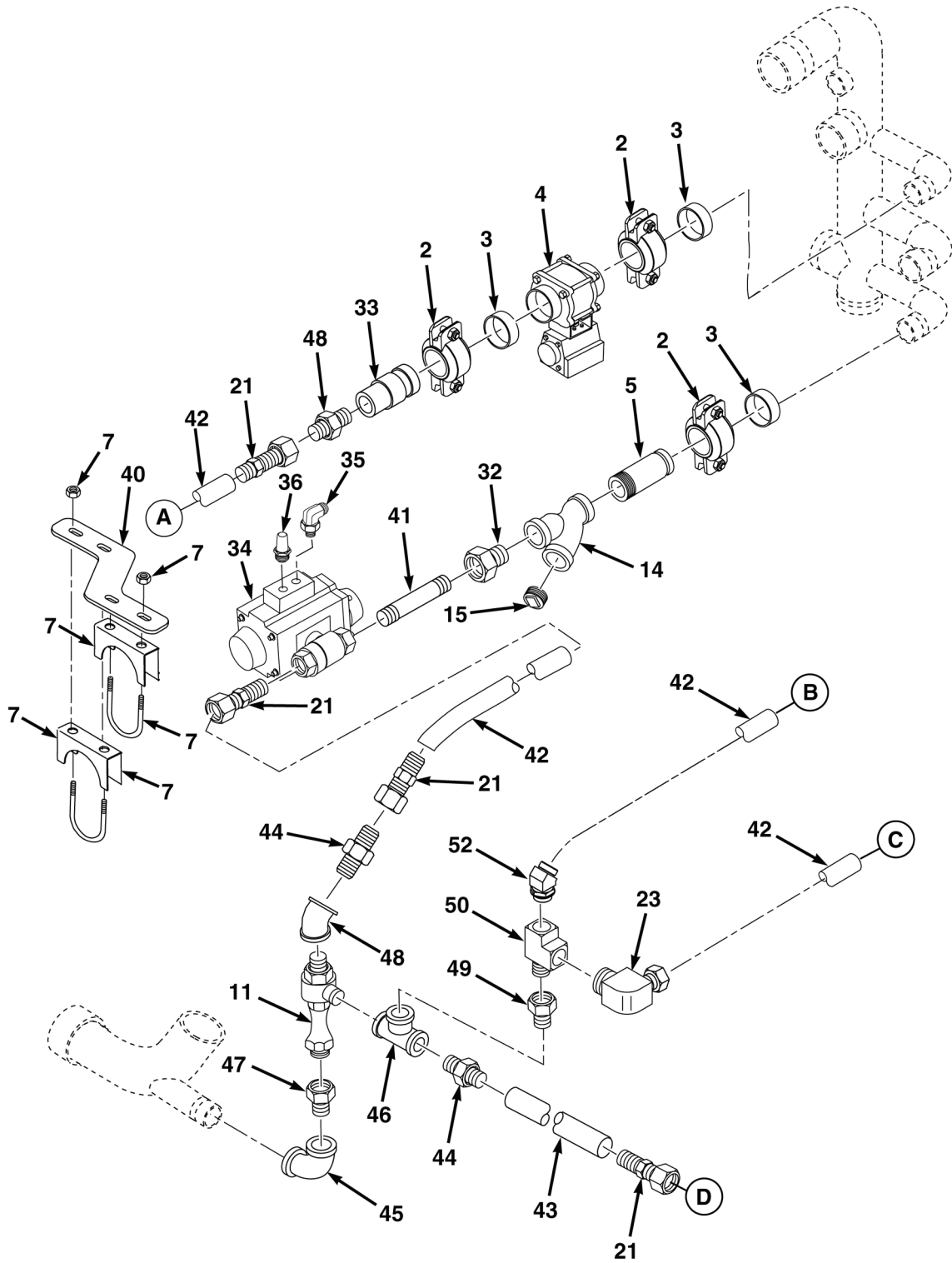


FIG. 21 FOAM SYSTEM PIPING (SHEET 2 OF 3)

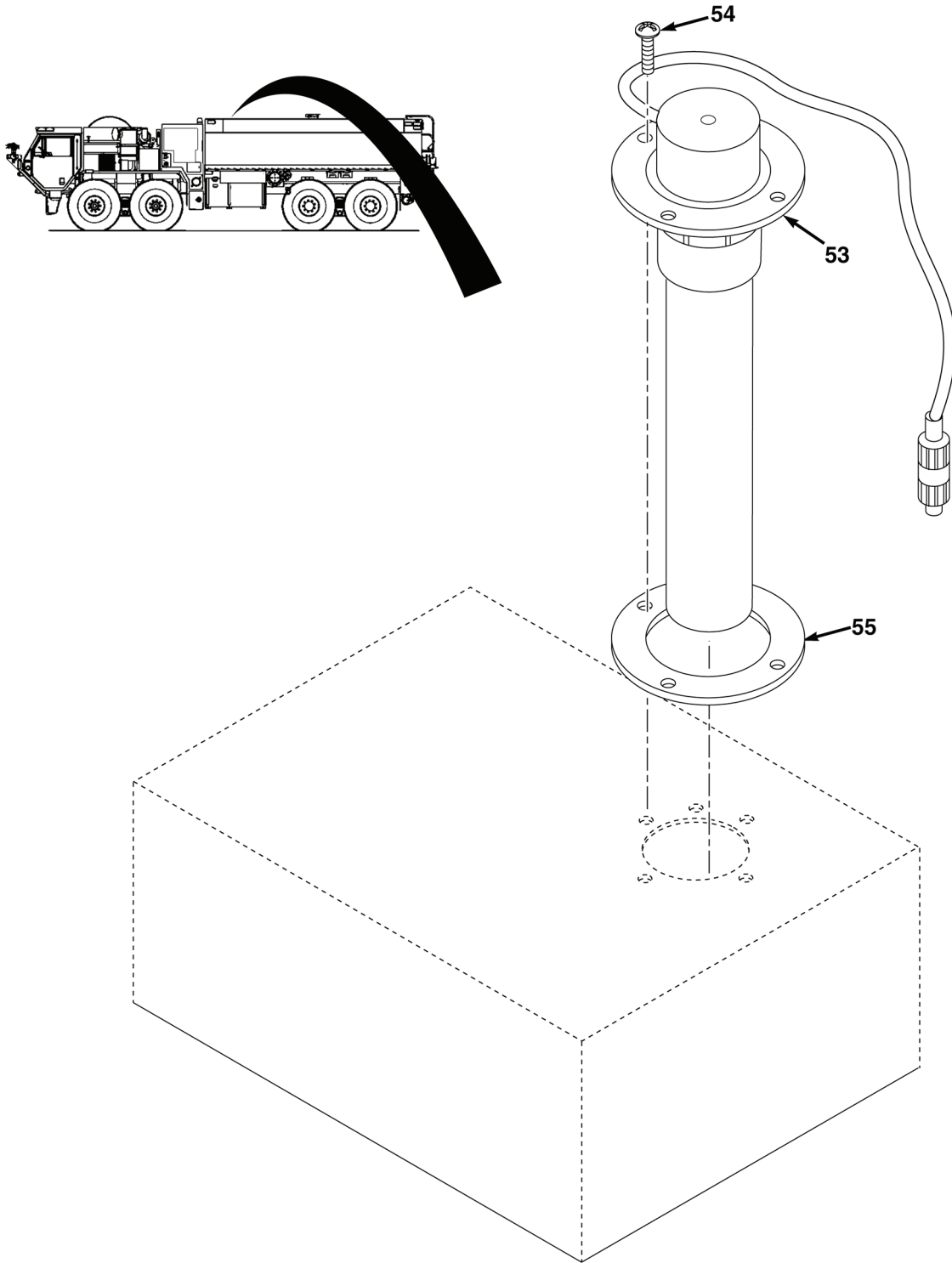


FIG. 21 FOAM SYSTEM PIPING (SHEET 3 OF 3)

(1)	(2)	(3)	(4)	(5)	(6)	(7)
ITEM NO.	SMR CODE	NSN	CAGEC	PART NUMBER	DESCRIPTION AND USABLE ON CODES (UOC)	QTY
					GROUP 7612 FOAM SYSTEM ASSEMBLY FIG. 21 FOAM SYSTEM PIPING	
1	PAFZZ		04664	1655424	MANIFOLD,MAIN,FOAM	1
2	PAFZZ	4730-01-518-1978	79154	1.0INCH07E	COUPLING,CLAMP,PIPE STYLE 07	11
3	PAFZZ	5330-01-518-2067	79154	1.0INCH07T-GASKET	. GASKET	11
4	PAFZZ	4820-01-517-5334	04664	1332091-0100	VALVE,BALL	2
5	PAFZZ		04664	1373732-0225	NIPPLE,PIPE	3
6	PAFZZ		04ZJ8	T-433-Y- 3.56NPTX2.31 NPT	VALVE,CHECK 1" BRONZE	1
7	PAFZZ	5340-01-384-3005	96906	MS52150-2SA-D	CLAMP,LOOP 1.25"	8
8	PAFZZ		39248	92610A624	SCREW,CAP,SOCKET TORX HEAD,.756-16 X 1.00.	4
9	PAFZZ		04664	1373732-0350	NIPPLE,PIPE	1
10	PAFZZ		04664	53-4518-0016	REDUCER,BUSHING 1.5 X 1.00.	1
11	PAFZZ		54280	MF 200	VALVE,MANUAL METERING	1
12	PAFZZ		04664	1655409	ELBOW,FOAM SUPPLY DRAIN	1
13	PAFZZ		04664	1336198	ELBOW,FLUSH EDUCTOR.	1
14	PAFZZ		04664	1252008	STRAINER	3
15	PAFZZ	4730-01-487-4686	93061	211P-6	PLUG,PIPE.	4
16	PAFZZ	4730-00-222-1839	81346	B687R-58B	NIPPLE,PIPE .25	4
17	PAFZZ		01276	TF3509X24	ELBOW,90 DEGREE 1.5	1
18	PAFZZ		04ZJ8	17530	VALVE,BALL 1"	2
19	PAFZZ		04664	1678616	HOSE ASSEMBLY 66 INCHES	1
20	PAFZZ	4730-00-542-5727	01276	3500X8	ELBOW,PIPE	3
21	PAFZZ	4730-01-134-7759	93061	68NTA-8-8	ADAPTER,STRAIGHT PIPE	5
22	PAFZZ	5305-00-226-4831	80204	B1821BH031C150N	SCREW,CAP,HEXAGON HEAD, 5/16-18 X 1.50	2
23	PAFZZ	5310-00-809-3078	96906	MS27183-11	WASHER,FLAT 5/16	2
24	PAFZZ		04664	1655412	BRACKET,FOAM DRAIN VALVE	1
25	PAFZZ	5310-00-926-5876	80205	MS35338-154	WASHER,LOCK 5/16.	2
26	PAFZZ	5310-00-245-3615	80205	MS35649-2314	NUT,PLAIN,HEXAGON 5/16-18 NC	2
27	PAFZZ		01276	4205X16	NIPPLE,CLOSE 1.00	1
28	PAFZZ	4730-01-517-9028	0X8G1	633-A 0420	ADAPTER,STRAIGHT,PI	1
29	PAFZZ	5340-01-517-3695	0X8G1	634-B-0420	CAP,PROTECTIVE,DUST 1"	1
30	PAFZZ	4010-01-518-1029	04664	1364913	WIRE ROPE ASSEMBLY	2
31	PAFZZ	4730-01-115-6643	93061	269NTA8-8	ELBOW,PIPE TO TUBE 90 DEG.	1
32	PAFZZ		04664	53-4518-0012	REDUCER,BUSHING 1.00X.50.	3

(1)	(2)	(3)	(4)	(5)	(6)	(7)
ITEM NO.	SMR CODE	NSN	CAGEC	PART NUMBER	DESCRIPTION AND USABLE ON CODES (UOC)	QTY
33	PAFZZ		04664	1655413	ADAPTER,FOAM ORFICE.....	3
34	PAFZZ		90362	1/2 DM240-CS006	VALVE,BALL.....	3
35	PAFZZ	4730-01-455-1066	93061	169PMT-4-4	ELBOW,PIPE TO HOSE.....	3
36	PAFZZ	4820-01-105-9491	18925	EM25	MUFFLER,EXHAUST VALVE.....	3
37	PAFZZ		04664	1655410	NIPPLE,PIPE 4" LONG.....	2
38	PAFZZ		1ET59	205091203-130	ORIFICE,FOAM.....	1
39	PAFZZ		1ET59	205091203-131	ORIFICE,FOAM.....	1
40	PFFZZ		04664	1677485	BRACKET,EDUCTOR.....	1
41	PAFZZ		04664	1678824	NIPPLE,CLOSE .75.....	1
42	MFFZZ		04664	944036-0180	HOSE,NONMETALLIC MAKE FROM HOSE P/N 31270AX, CAGE 45152, 180 INCH.....	15
43	MFFZZ		04664	944038-0030	HOSE,NONMETALLIC MAKE FROM HOSE P/N J844 TYPEB-SIZE 3/4X50FT, CAGE 81343, 30 INCH.....	1
44	PAFZZ		01276	4205X12	REDUCER,BUSHING .75 X .75.....	1
45	PAFZZ		04664	53-0157-008	ELBOW,90 DEGREE 1.5.....	1
46	PAFZZ	4730-01-300-4114	39428	4464K52	TEE,PIPE .75.....	1
47	PAFZZ		01276	C3109X24X12	REDUCER,BUSHING 1.5 X .75.....	1
48	PAFZZ		01276	2201P-8-8	ELBOW,PIPE TO TUBE.....	1
49	PAFZZ	4730-00-278-3888	30780	0102-12-8	REDUCER,PIPE .75 X .50.....	2
50	PAFZZ	4730-01-095-2034	81343	8-8 130424BA	TEE,PIPE.....	1
51	PAFZZ		04664	1678615	HOSE ASSEMBLY.....	1
52	PAFZZ	4730-00-595-0143	96906	MS14307-4	ELBOW,PIPE.....	1
53	PAFZZ		1JWQ8	60-9141-0001	PROBE,FOAM LEVEL.....	1
54	PAFZZ	5305-00-988-1721	80205	MS35206-277	SCREW,MACHINE 1/4-20 X .375.....	4
55	PAFZZ		39428	9473K79	GASKET,PROBE.....	1

END OF FIGURE

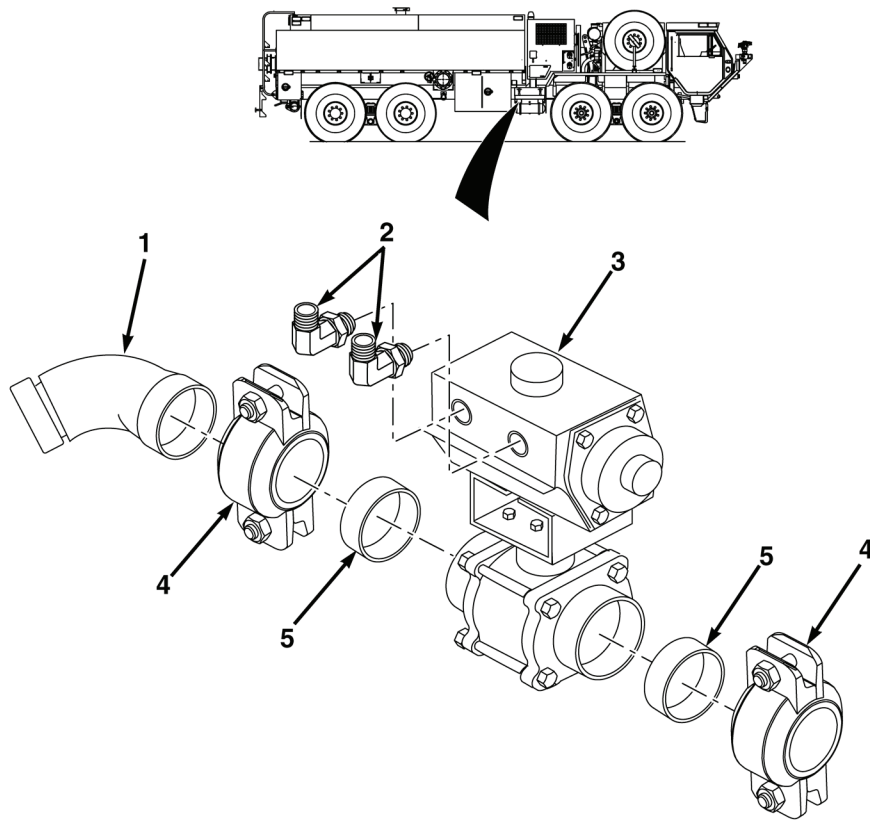


FIG. 22 WATER TANK DRAIN VALVE

(1)	(2)	(3)	(4)	(5)	(6)	(7)
ITEM NO.	SMR CODE	NSN	CAGEC	PART NUMBER	DESCRIPTION AND USABLE ON CODES (UOC)	QTY
					GROUP 7613 WATER TANK ASSEMBLY	
					FIG. 22 WATER TANK DRAIN VALVE	
1	PAFZZ		04664	1202049-0026	ELBOW	1
2	PAFZZ	4730-01-455-1066	93061	169PMT-4-4	ELBOW,PIPE TO HOSE	2
3	PAFFF	4820-01-517-5333	04664	1332091-0150	VALVE,BALL	1
4	PAFZZ		04664	51-2862	COUPLING,PIPE 1.5 INCH	2
5	PAFZZ	5330-01-518-2027	79154	G014077LT0	. GASKET.....	1
END OF FIGURE						

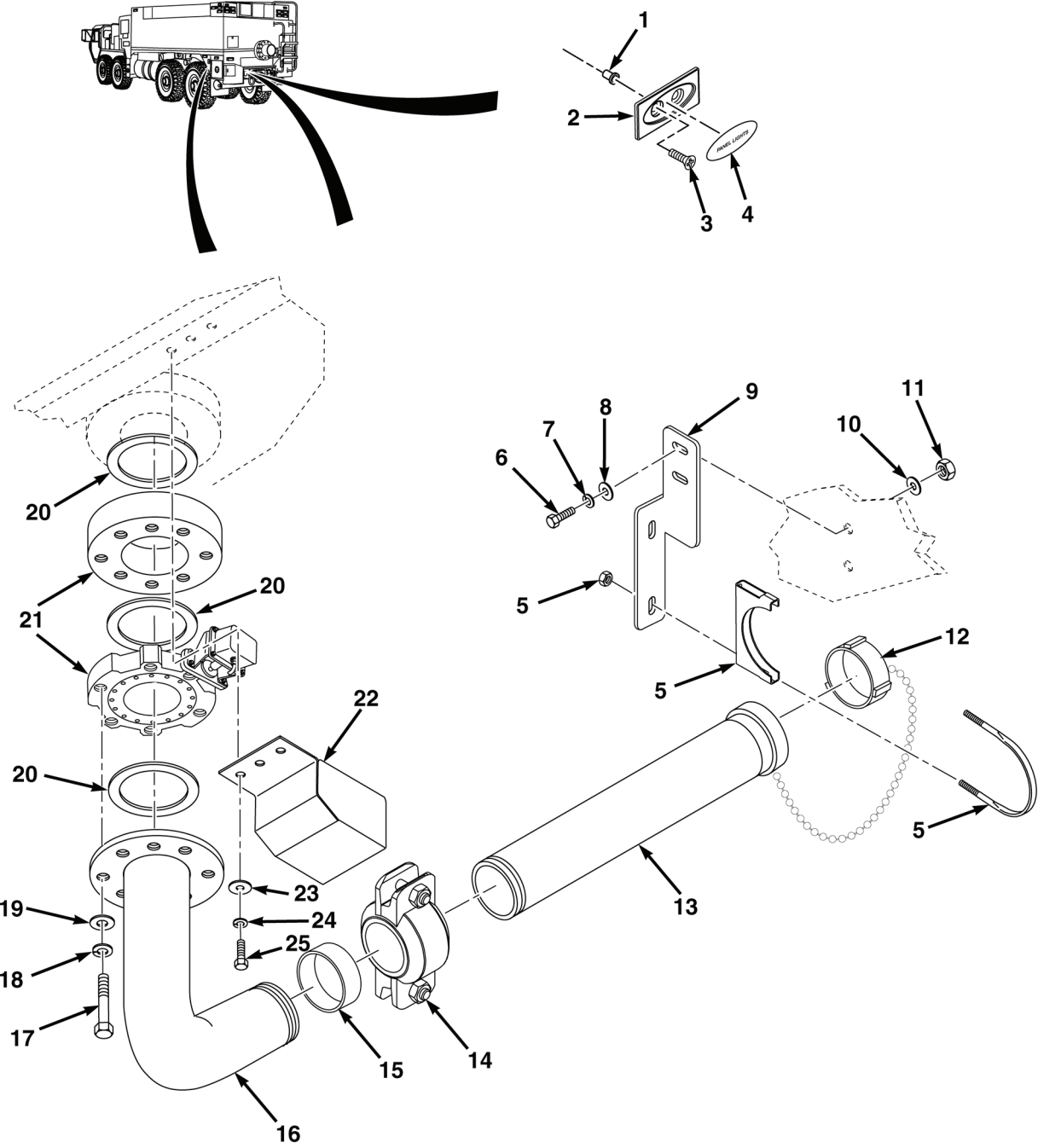


FIG. 23 INLET TANK FILL VALVE

(1)	(2)	(3)	(4)	(5)	(6)	(7)
ITEM NO.	SMR CODE	NSN	CAGEC	PART NUMBER	DESCRIPTION AND USABLE ON CODES (UOC)	QTY
					GROUP 7613 WATER TANK ASSEMBLY	
					FIG. 23 INLET TANK FILL VALVE	
1	PAFZZ	5325-01-411-0066	78276	ALS4-1024-130	INSERT,SCREW THREAD 10-24	2
2	PAFZZ	2590-01-517-3439	04664	1091733-0014	BEZEL,AUTOMOTIVE	2
3	PAFZZ	5305-00-052-6872	80205	MS24627-49	SCREW,TAPPING 10-24 X .625	2
4	PAFZZ		1JWQ8	1105051-0003	TAG-O,DIRECT TANK FILL	1
5	PAFZZ	5340-01-013-9392	14934	U450	CLAMP,LOOP	1
6	PAFZZ	5305-01-517-2284	04664	82-0270-0125	SCREW,CAP,HEXAGON 3/8-16 NC X 1 1/4	2
7	PAFZZ	5310-01-517-9775	04664	82-1011-0038	WASHER,SPRING TENSION,.38	2
8	PAFZZ	5310-01-523-0042	2V507	91860A031	WASHER,FLAT THICK,.38	2
9	PFFZZ		04664	1690746	BRACKET,DIRECT TANK FILL	1
10	PAFZZ	5310-01-516-6853	2V507	98180A130	WASHER,FLAT .38	2
11	PAFZZ	5310-01-054-4644	06032	2100-0123-001	NUT,PLAIN,HEXAGON .38	2
12	PAFZZ		8T694	STYLE C	CAP,HOSE W/12 INCH CHAIN	1
13	PAFZZ		04664	1695407	INLET,DIRECT TANK FILL.	1
14	PAFZZ	4730-01-518-1982	79154	L040007PT0	COUPLING,CLAMP,PIPE PIPE,4 INCH.	1
15	PAFZZ	5330-01-518-2069	79154	4.0INCH07T-GASKET	. GASKET.	1
16	PAFZZ		04664	1695406	ELBOW,DIRECT TANK FILL	1
17	PAFZZ	5305-00-724-6762	80205	MS90725-178	SCREW,CAP,HEXAGON HEAD, .63-11X6.50	8
18	PAFZZ	5310-00-167-0680	80205	MS35338-49	WASHER,LOCK .63.	8
19	PAFZZ	5310-00-823-8803	96906	MS27183-21	WASHER,FLAT .63	8
20	PAFZZ		0X8G1	5214-1512	GASKET 4 INCH	2
21	PAFZZ		7Y297	815W-17-22HBTT/ Q2406	VALVE,BUTTERFLY 4 INCH,24 V	1
22	PFFZZ		04664	1690745	COVER,TANK FILL	1
23	PAFZZ	5310-00-809-4061	96906	MS27183-15	WASHER,FLAT 7/16	3
24	PAFZZ	5310-00-637-9541	80205	MS35338-46	WASHER,LOCK 7/16.	3
25	PAFZZ	5305-00-071-2055	80204	B1821BH044C150N	SCREW,CAP,HEXAGON HEAD, .4375-14 x 1.50	3
END OF FIGURE						

(1)	(2)	(3)	(4)	(5)	(6)	(7)
ITEM NO.	SMR CODE	NSN	CAGEC	PART NUMBER	DESCRIPTION AND USABLE ON CODES (UOC)	QTY
GROUP 7613 WATER TANK ASSEMBLY						
FIG. 24 TANK ASSEMBLY						
1	PBFFF		04664	1591000	POLY TANK	1
2	PAFZZ		0F8J8	990-1031	. TOWER,FOAM FILL	1
3	PAFZZ	5310-00-582-5677	80205	MS15795-810	.. WASHER,FLAT 1/4	20
4	PAFZZ		0F8J8	200-0111	.. SCREW,CAP,HEX HEAD #14X1 1/8 . .	20
5	PAFZZ	5305-00-050-9229	96906	MS51957-63	.. SCREW,MACHINE 1/4-20 X 1/2 NC . .	2
6	PAFZZ		0F8J8	824-0102-002	.. HINGE	1
7	PAFZZ	5305-00-964-6195	80205	MS35199-53	.. SCREW,MACHINE 10-24 X 3/8	9
8	MFFZZ		04664	1437880-0026.5	.. SEAL,DOOR,RUBBER MAKE FROM SEAL P/N 2657, CAGE 56329, 26 1/2 INCH	1
9	PAFZZ		0F8J8	201-0001-004	.. CATCH,DRAW LATCH.	1
10	PAFZZ		0F8J8	201-0001-0003	.. LATCH,DRAW	1
11	PAFZZ		0F8J8	203-0029-002	.. GASKET.	1
12	PAFZZ		0F8J8	206-0006	. VENT,PRESSURE	1
13	PFFZZ		0F8J8	824-0160	. RESTRAINT,UNDER TAN	8
14	PAFZZ	5310-01-551-8789	39428	90313A117	. WASHER,FLAT 1/2	48
15	PAFZZ		39428	92351A724	. SCREW,LAG 1/2X3.00	48
16	PAFZZ		04664	91-4023	TAG,WARNING FOAM TANK.	1
17	PAFZZ		04664	91-0363	LABEL,FOAM TANK FILL	1
18	PFFZZ		04664	1733162	COVER,LEVEL PROBES	1
19	PAFZZ		39428	91306A423	SCREW,CAP,SOCKET HEAD, 3/8-16X1.25	4
20	PAFZZ	5310-00-926-5877	96906	MS35338-160	WASHER,LOCK 3/8	4
21	PAFZZ		39428	91525A141	WASHER,FLAT 3/8	4
22	PAFZZ	5305-00-988-1721	80205	MS35206-277	SCREW,MACHINE 1/4-20 x .375	4
23	PAFZZ		1JWQ8	ICI-PLCP-006	PROBE,WATER LEVEL.	1
24	PAFZZ		39428	9473K79	GASKET.	1
25	PAFZZ	5310-00-335-0050	96195	P4008	NUT SPRING ASSEMBLY	4
END OF FIGURE						

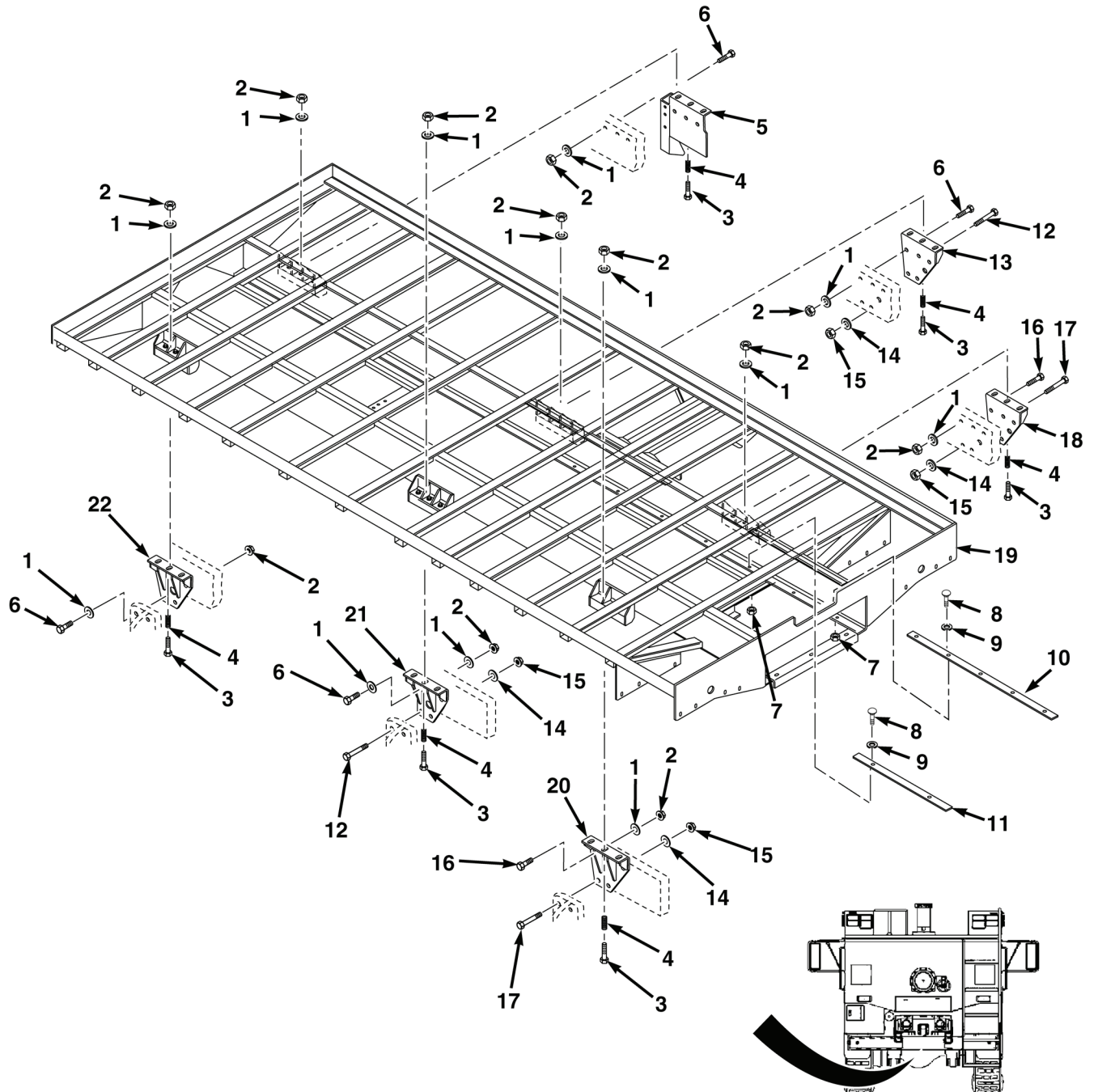


FIG. 25 TANK AND BODY CRADLE MOUNTING INSTALLATION (SHEET 1 OF 2)

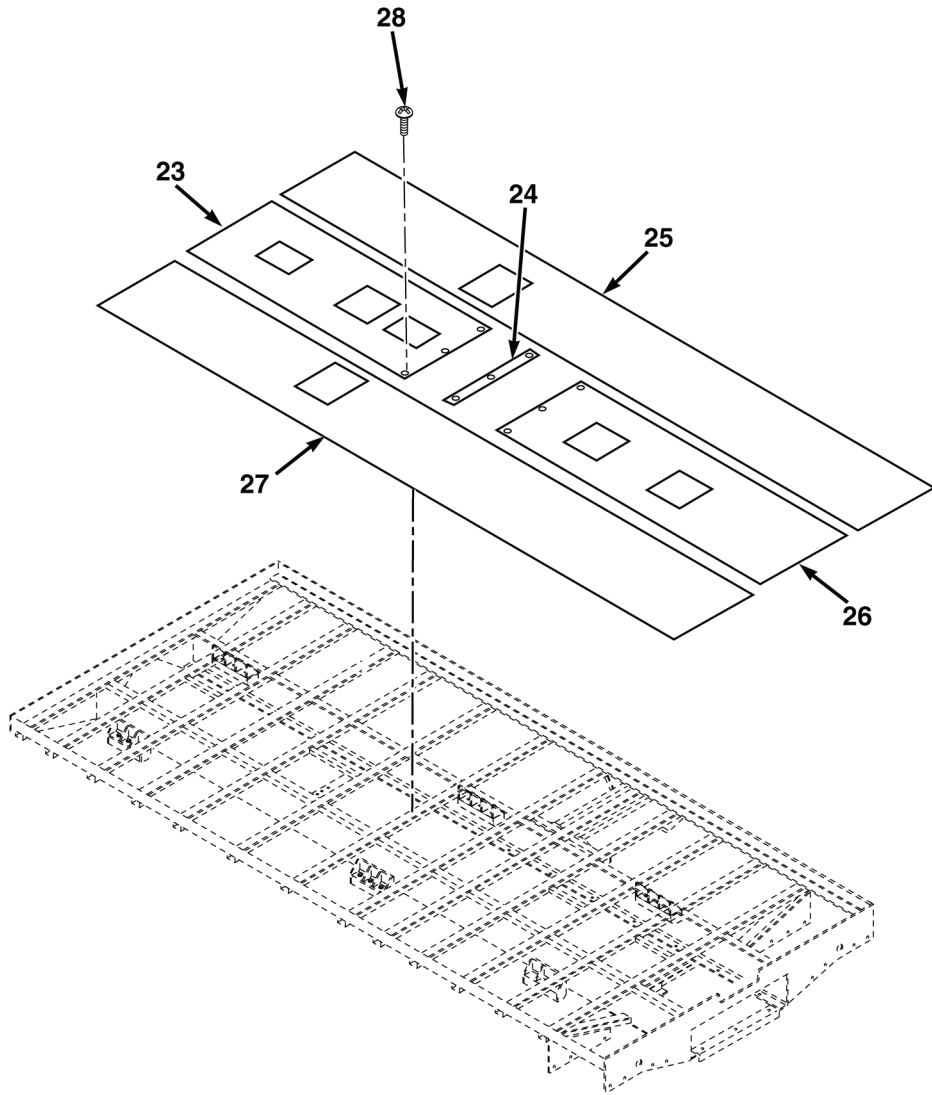


FIG. 25 TANK AND BODY CRADLE MOUNTING INSTALLATION (SHEET 2 OF 2)

(1)	(2)	(3)	(4)	(5)	(6)	(7)
ITEM NO.	SMR CODE	NSN	CAGEC	PART NUMBER	DESCRIPTION AND USABLE ON CODES (UOC)	QTY
					GROUP 7613 WATER TANK ASSEMBLY FIG. 25 TANK AND BODY CRADLE MOUNTING INSTALLATION	
1	PAFZZ	5310-00-823-8803	96906	MS27183-21	WASHER,FLAT 5/8	40
2	PAFZZ	5310-00-269-4040	81349	M45913/1-10CG5C	NUT,SELF-LOCKING,HE 5/8	40
3	PAFZZ	5305-00-724-6758	80205	MS90725-176	SCREW,CAP,HEXAGON HEAD, .63-11X5.00	18
4	PAFZZ		04664	1002013	SPRING,HELICAL	18
5	PFFZZ		04664	1648756	BRACKET,CRADLE PS,FRONT	1
6	PAFZZ	5305-00-726-2553	05047	B1821BH063C250N	SCREW,CAP,HEXAGON HEAD, 5/8 X 2-1/2	16
7	PAFZZ	5310-00-984-3806	81349	M45913/1-5CG5C	NUT,SELF-LOCKING HEAD,.31	14
8	PAFZZ	5306-00-226-4834	80204	B1821BH031C225N	BOLT,MACHINE .31-18X2.25	14
9	PAFZZ	5310-01-199-4393	39428	92141A030	WASHER,FLAT .31	14
10	PAFZZ		04664	1590472	STRIP,WOOD,FRONT	2
11	PAFZZ		04664	1590474	STRIP,WOOD,REAR	2
12	PAFZZ	5305-00-728-5474	80204	B1821BH075F350N	SCREW,CAP,HEXAGON HEAD,3/4 X 3-1/2	4
13	PFFZZ		04664	1136370	BRACKET,CRADLE PS,FRONT	1
14	PAFZZ	5310-00-802-4701	80205	MS15795-813	WASHER,FLAT 3/4	8
15	PAFZZ	5310-00-763-8922	96906	MS51967-24	NUT,PLAIN,HEXAGON 3/4-10	8
16	PAFZZ	5305-00-726-2550	80204	B1821BH063C175N	SCREW,CAP,HEXAGON HEAD,5/8 X 1-3/4	6
17	PAFZZ	5305-00-926-1826	80204	B1821BH075F275N	SCREW,CAP,HEXAGON H 3/4 X 2-3/4	4
18	PFFZZ		04664	1136371	BRACKET,CRADLE PS,REAR	1
19	PFFZZ		04664	1579390	CRADLE,POLY TANK	1
20	PFFZZ		04664	1136357	BRACKET,CRADLE DS,REAR	1
21	PFFZZ		04664	1136356	BRACKET,CRADLE DS,FRONT	1
22	PFFZZ		04664	1648754	BRACKET,CRADLE DS,FRONT	1
23	PAFZZ		04664	1662849	RUBBER,TANK MOUNT MID FRONT	1
24	PAFZZ		04664	1663042	RUBBER,TANK MOUNT MID	1
25	PAFZZ		04664	1662847	RUBBER,TANK MOUNT PS	1
26	PAFZZ		04664	1662850	RUBBER,TANK MOUNT MID REAR	1
27	PAFZZ		04664	1662848	RUBBER,TANK MOUNT DS	1
28	PAFZZ	5305-00-988-1727	80205	MS35206-283	SCREW,MACHINE .25-20X1.00	9
END OF FIGURE						

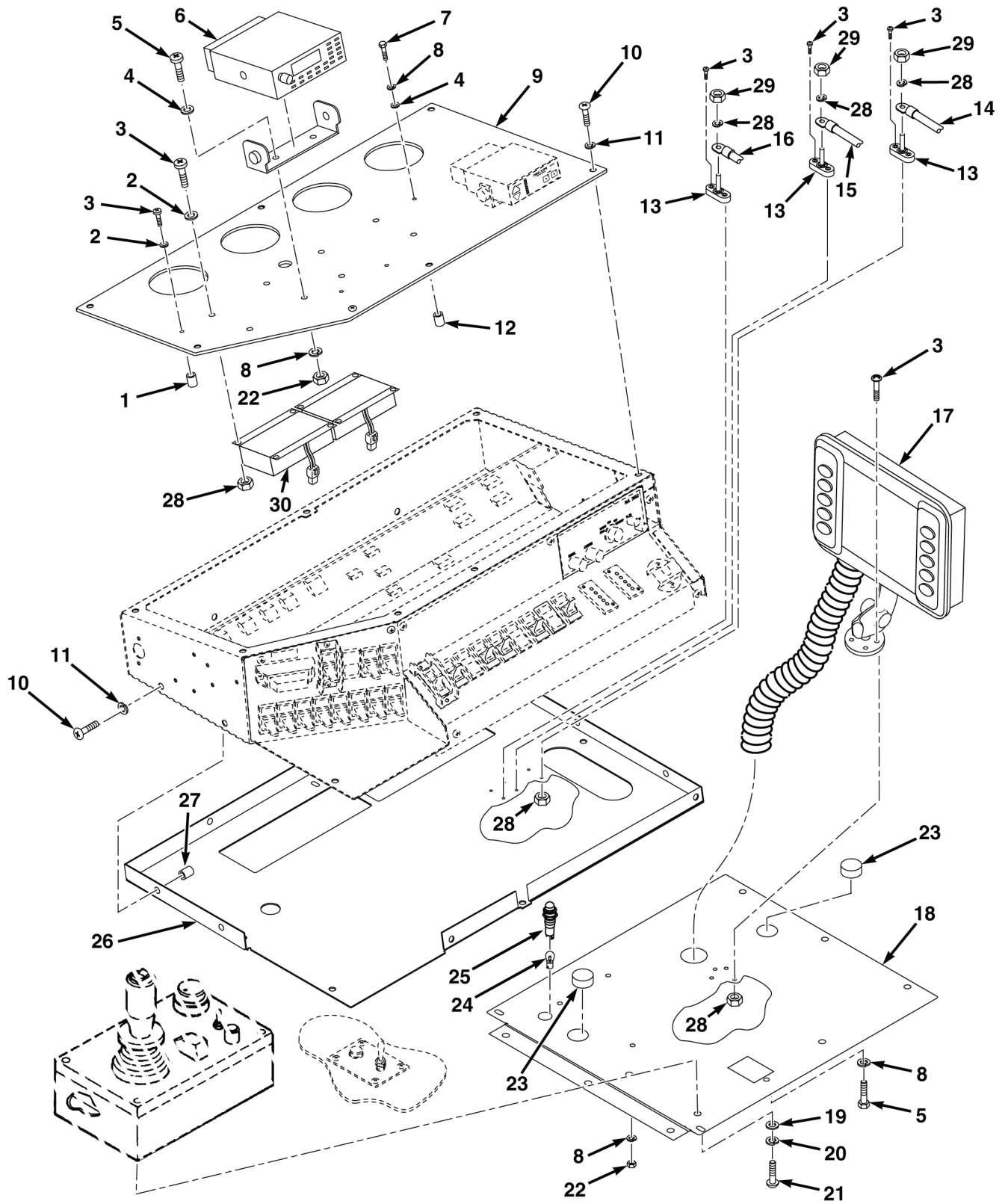


FIG. 26 CAB CONTROL PANEL ASSEMBLY (SHEET 1 OF 2)

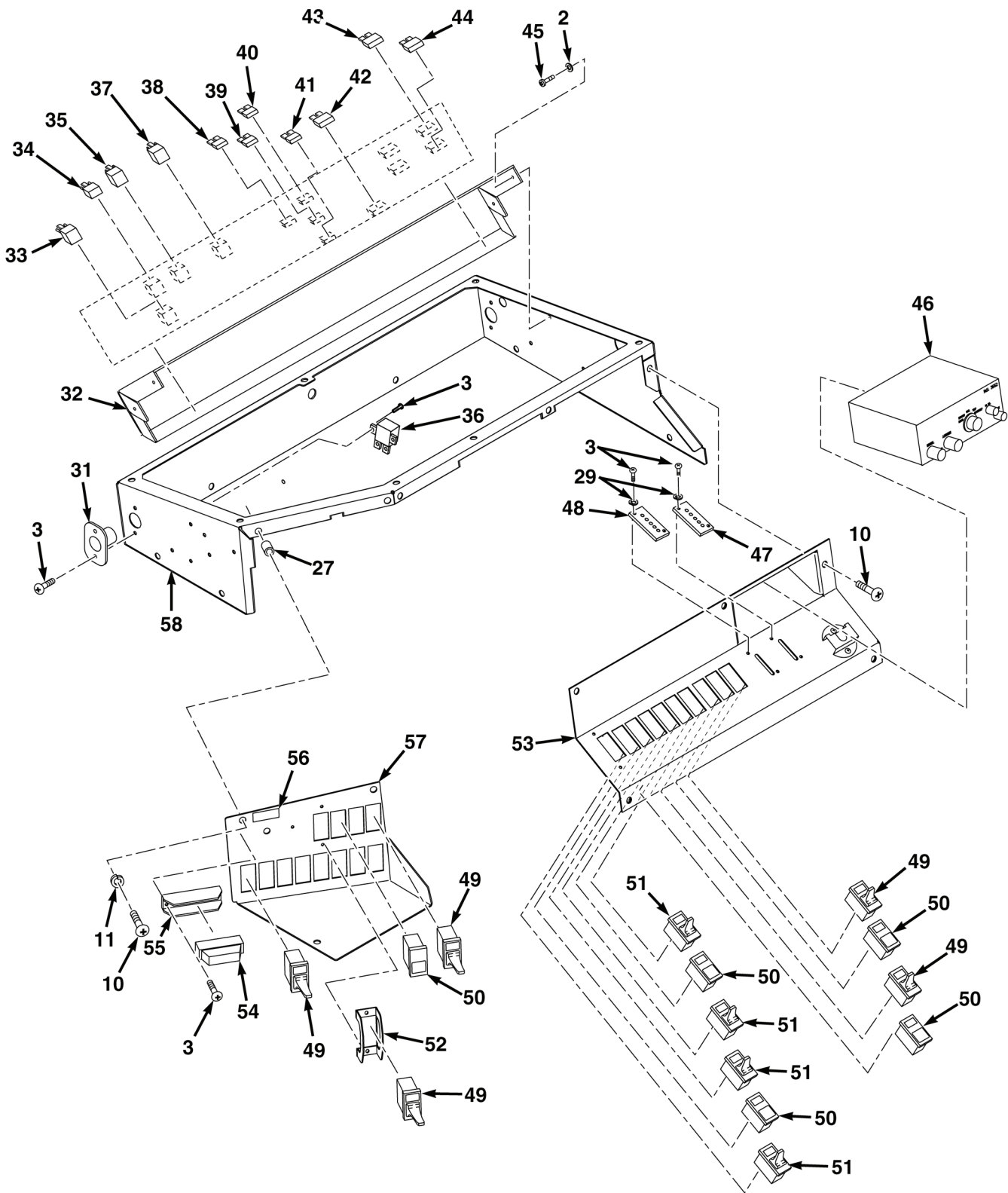


FIG. 26 CAB CONTROL PANEL ASSEMBLY (SHEET 2 OF 2)

(1)	(2)	(3)	(4)	(5)	(6)	(7)
ITEM NO.	SMR CODE	NSN	CAGEC	PART NUMBER	DESCRIPTION AND USABLE ON CODES (UOC)	QTY
					GROUP 7615 INSTRUMENT PANEL ASSEMBLY FIG. 26 CAB CONTROL PANEL ASSEMBLY	
1	PAFZZ	5325-01-411-0066	78276	ALS4-1024-130	INSERT,SCREW THREAD 10-24	17
2	PAFZZ	5310-00-452-1356	26916	3814-20-8	WASHER,FLAT	6
3	PAFZZ	5305-00-050-9229	96906	MS51957-63	SCREW,MACHINE 1/4-20 X 1/2 NC	40
4	PAFZZ	5310-00-823-8804	96906	MS27183-9	WASHER,FLAT .25	25
5	PAFZZ	5305-00-988-1723	80205	MS35206-279	SCREW,MACHINE 1/4-20 X 1/2 NC	4
6	PAFZZ	5820-01-518-2931	78205	CDM1550	REMOTE CONTROL RADIO	1
7	PAFZZ	5305-00-702-4523	80205	MS35307-306	SCREW,CAP,HEXAGON HEAD	7
8	PAFZZ	5310-00-883-9417	80205	MS35338-158	WASHER,LOCK 1/4	25
9	PFFZZ		04664	1590080	PANEL,CONTROL TOP	1
10	PAFZZ	5305-00-984-5687	96906	MS35206-307	SCREW,MACHINE	20
11	PAFZZ	5310-00-926-5877	96906	MS35338-160	WASHER,LOCK	20
12	PAFZZ	5325-01-395-1247	78276	ALS4-420-260	INSERT,SCREW THREAD 1/4-20	13
13	PAFZZ	2920-01-518-1329	0FXW9	TSD-240-7000	TERMINAL BLOCK ELECTRICAL	3
14	PAFZZ		18179	1413981	CABLE ASSEMBLY,#1 180.00 INCHES .	1
15	PAFZZ		18179	1413904	CABLE ASSEMBLY,#6 84.00 INCHES ..	1
16	PAFZZ		18179	1413786	CABLE ASSEMBLY,#2 72.00 INCHES ..	1
17	PAFZZ		005K6	ELD-02 MODEL 4000992	DISPLAY,OPTO ELECTR	1
18	PFFZZ		04664	1590064	COVER,HEATER COMPARTMENT, REAR	1
19	PAFZZ	5310-00-087-7493	96906	MS27183-13	WASHER,FLAT 3/8	4
20	PAFZZ	5310-00-926-5877	96906	MS35338-160	WASHER,LOCK 3/8	4
21	PAFZZ	5305-00-051-0850	96906	MS51957-109	SCREW,MACHINE 3/8X3/4	4
22	PAFZZ	5310-00-905-0762	96906	MS51967-3	NUT,PLAIN,HEXAGON	24
23	PAFZZ	6350-01-517-8574	56493	SP-563	BUZZER	2
24	PAFZZ	6240-00-143-3173	88204	1820	LAMP,INCANDESCENT	1
25	PAFZZ	6210-01-124-9986	79218	V2172	LIGHT,INDICATOR	1
26	PFFZZ		04664	1590078	BOTTOM,CONTROL PANE	1
27	PAFZZ	5325-01-474-9732	78276	ALS7-616-150	INSERT,SCREW THREAD	7
28	PAFZZ	5310-01-067-8396	81580	104066	NUT,LOCK 1/4-20	28
29	PAFZZ	5310-00-045-3296	80205	MS35338-43	WASHER,LOCK	18
30	PAFZZ	5945-01-517-5366	0BNX0	ETRRSS24	FLASHER,SOLID STATE ALTERNATING	4
31	PAFZZ	2540-01-517-5294	1JAB0	371849	HOUSING,CIGARETTE LIGHTER	2

(1)	(2)	(3)	(4)	(5)	(6)	(7)
ITEM NO.	SMR CODE	NSN	CAGEC	PART NUMBER	DESCRIPTION AND USABLE ON CODES (UOC)	QTY
32	PFFZZ		04664	1590077	DEFROSTER DUCT CAB CONTROL PANEL	1
33	PAFZZ	5940-01-517-8554	2E480	59189	TERMINAL JUNCTION BOX	1
34	PAFZZ	5945-01-484-7194	53867	0332207402	RELAY,ELECTROMAGNET	9
35	PAFZZ	5945-12-159-7938	D8015	0332204204	RELAY,ELECTROMAGNET	4
36	PAFZZ	5945-01-155-5818	53867	0-332-002-250	RELAY ENGINE STARTER	2
37	PAFZZ	5961-01-517-5016	2E480	100695	SEMICONDUCTOR DEVICE	2
38	PAFZZ	5920-01-085-0825	58536	AA55569/01-009	FUSE,INCLOSED LINK	2
39	PAFZZ	5920-01-123-5211	58536	AA55569/01-007	FUSE,INCLOSED LINK	12
40	PAFZZ	5920-01-123-5212	58536	AA55569/01-005	FUSE,INCLOSED LINK	6
41	PAFZZ	5920-01-149-6952	58536	AA55569/01-008	FUSE,INCLOSED LINK	3
42	PAFZZ	5925-01-517-6607	58723	1771-1022	CIRCUIT BREAKER AUT 10A	1
43	PAFZZ	5925-01-517-6372	58723	1771-1522	CIRCUIT BREAKER AUT 15A	4
44	PAFZZ	5925-01-517-5368	58723	1771-0814	CIRCUIT BREAKER	4
45	PAFZZ	5305-00-701-5074	80205	MS51959-63	SCREW,MACHINE 10-24 NC PH FLTHREAD	4
46	PAFZZ	5830-01-518-2879	1UJZP2	3622	PUBLIC ADDRESS SET	1
47	PAFZZ	6680-01-518-5439	0X6Y7	50SW	INDICATOR,LIQUID QUANTITY	1
48	PAFZZ	6680-01-520-9175	0X6Y7	3000776-C-A-02	INDICATOR,LIQUID QUANTITY	1
49	PAFZZ	5930-01-517-5014	27192	8951K2746	SWITCH,TOGGLE	13
50	PAFZZ	6220-01-518-3355	82484	E-014-024	LAMP UNIT,VEHICULAR	5
51	PAFZZ	5930-01-517-5009	27192	8951K2748	SWITCH,TOGGLE	4
52	PAFZZ		04664	1216496	GUARD,SWITCH,ROCKER	1
53	PFFZZ		04664	1590070	PANEL,CONTROL, PLUMBING	1
54	PAFZZ	6220-01-517-4352	13548	35005R	LIGHT,MARKER CLEARANCE,RED	1
55	PFFZZ	6220-01-511-0617	63330	MT10244E200 DET 2	GUARD,LAMP MARKER CLEARANCE LIGHT	1
56	PAFZZ		0J513	91-9026	LABEL,CAUTION DO NOT MOVE	1
57	PFFZZ		04664	1590066	PANEL,CONTROL BOTTOM	1
58	PFFZZ		04664	1590072	PANEL,CONTROL SIDES/BACK	1

END OF FIGURE

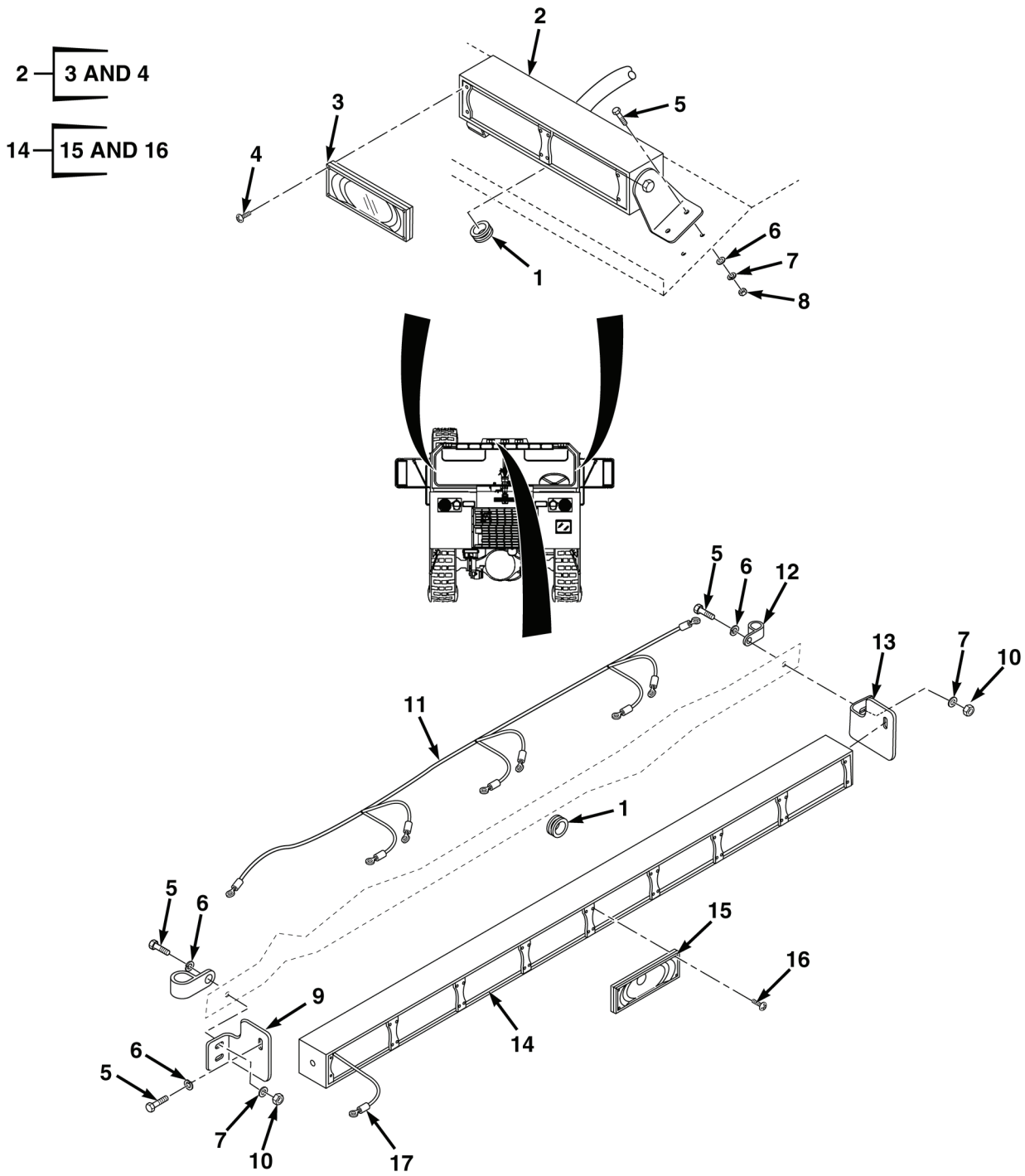


FIG. 27 WELDON LIGHT ASSEMBLIES (SHEET 1 OF 3)

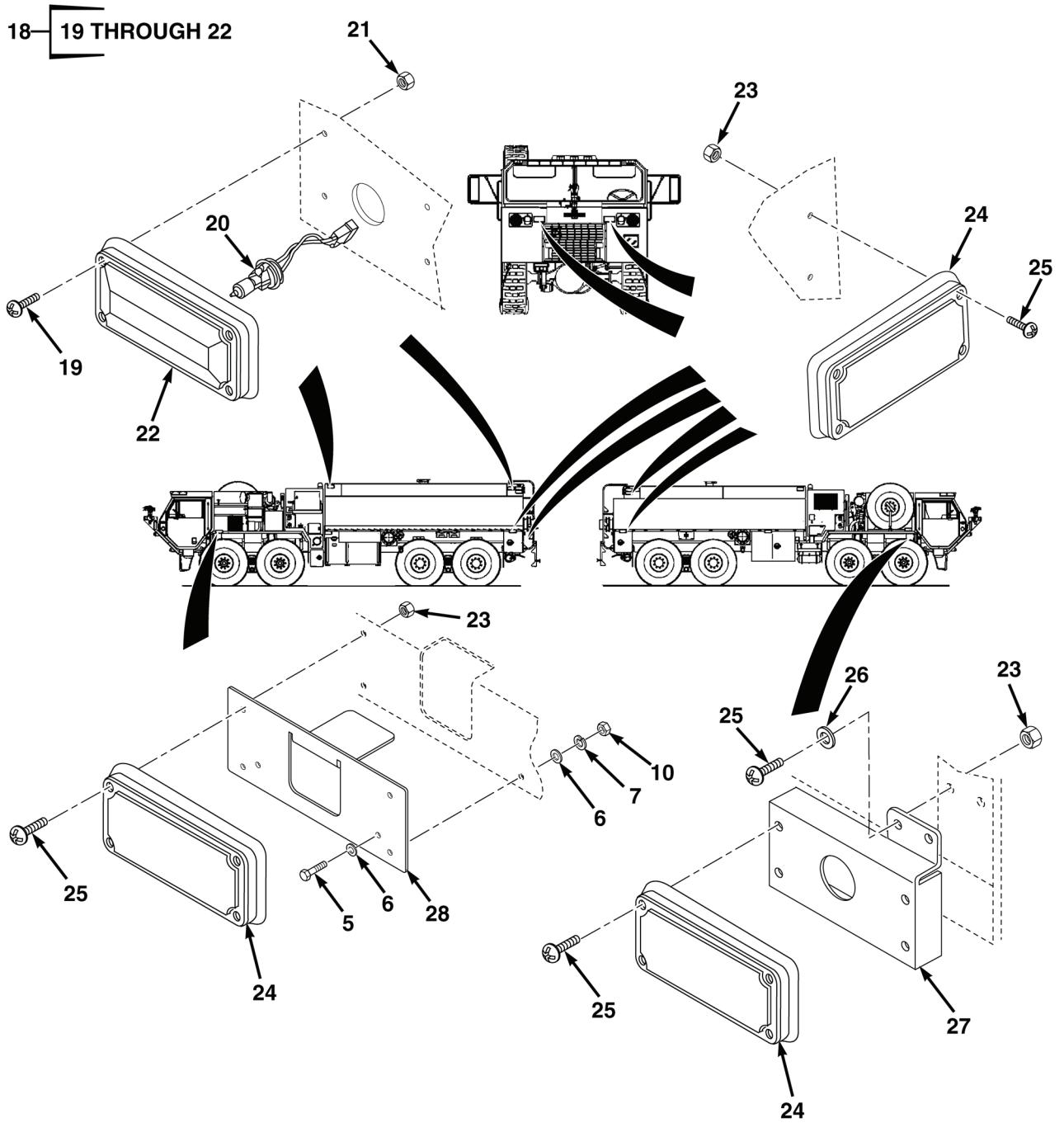


FIG. 27 WELDON LIGHT ASSEMBLIES (SHEET 2 OF 3)

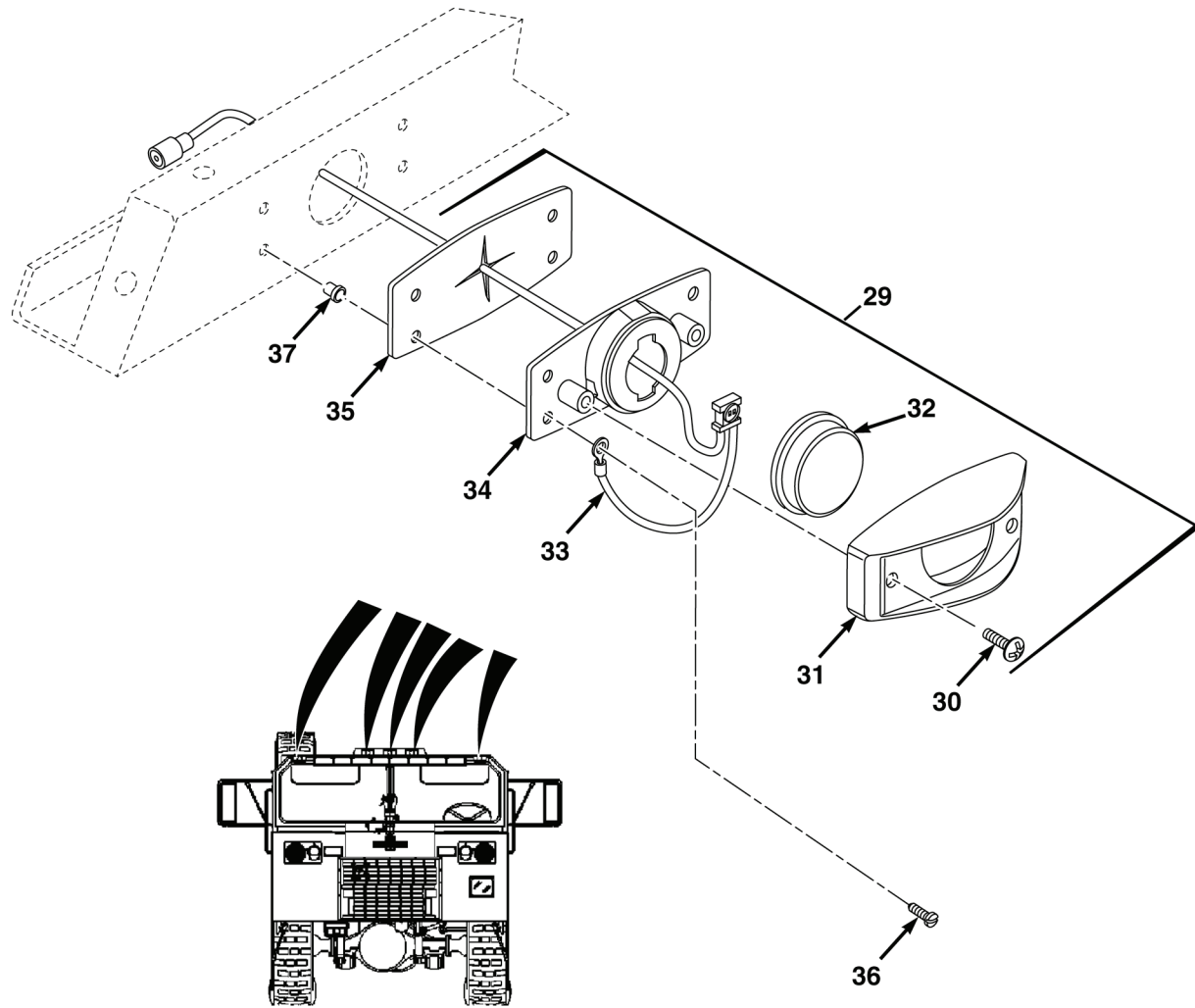


FIG. 27 WELDON LIGHT ASSEMBLIES (SHEET 3 OF 3)

(1)	(2)	(3)	(4)	(5)	(6)	(7)
ITEM NO.	SMR CODE	NSN	CAGEC	PART NUMBER	DESCRIPTION AND USABLE ON CODES (UOC)	QTY
					GROUP 7621 WARNING LIGHT ASSEMBLY FIG. 27 WELDON LIGHT ASSEMBLIES	
1	PAFZZ	5325-00-276-5954	96906	MS35489-49	GROMMET, NONMETALLIC.	2
2	PAFZZ	6220-01-517-6096	60359	3901-1604-00	LIGHT ASSEMBLY INDICATOR, LH	1
2	PAFZZ	6220-01-517-9338	60359	3901-1605-00	LIGHT ASSEMBLY INDICATOR, RH	1
3	PAFZZ		60359	0C90-1318-10	. SUBASSEMBLY, LED WARNING	2
4	PAFZZ	5305-00-984-6221	96906	MS35206-234	. SCREW, MACHINE 6-32X1.00.	8
5	PAFZZ	5306-00-543-4405	80205	MS35307-334	BOLT, MACHINE.	19
6	PAFZZ	5310-00-809-3078	96906	MS27183-11	WASHER, FLAT .25	35
7	PAFZZ	5310-00-883-9417	80205	MS35338-158	WASHER, LOCK 1/4.	19
8	PAFZZ	5310-00-052-9668	58536	A-A-55629-6	NUT, PLAIN, CAP	8
9	PFFZZ		04664	1199178	BRACKET, MOUNTING	1
10	PAFZZ	5310-00-880-7744	96906	MS51967-5	NUT, PLAIN, HEXAGON .31	9
11	PAFZZ		04664	64-4510-H001	HARNESS, LIGHT BAR.	1
12	PAFZZ	5340-01-384-3005	96906	MS52150-2SA-D	CLAMP, LOOP 1.25	2
13	PFFZZ		04664	1199179	BRACKET, MOUNTING RIGHT	1
14	PAFZZ	6220-01-517-6077	60359	3901-5903-00	LIGHT ASSEMBLY INDICATOR	1
15	PAFZZ		60359	0C90-1318-10	. SUBASSEMBLY, LED WARNING	8
16	PAFZZ	5305-00-984-6221	96906	MS35206-234	. SCREW, MACHINE 6-32X1.00.	32
17	PAFZZ	6150-01-517-9973	04664	1224981	CABLE ASSEMBLY, SPEC	1
18	PAFZZ		04664	61-0998-0042	LIGHT, MARKER, CLEARANCE, LED, CLEAR	6
19	PAFZZ	5305-00-984-6221	96906	MS35206-234	. SCREW, MACHINE 6-32X1.00.	1
20	PAFZZ		13548	S82110	. BULB, HALOGEN 50W.	1
21	PAFZZ	5310-01-482-0431	39428	90715A011	. NUT, SELF-LOCKING 10-24 NC	4
22	PAFZZ		13548	T02271	. LENS	1
23	PAFZZ	5310-01-483-2638	39428	91831A007	NUT, SELF-LOCKING HEX, 10-24	72
24	PAFZZ	6220-01-517-8551	60359	3861100010	LIGHT, INDICATOR.	18
25	PAFZZ	5305-00-855-0957	45152	2477HX	SCREW, TAPPING	72
26	PAFZZ	5310-01-517-4200	04664	82-1017-001	WASHER, FLAT 10-24	2
27	PFFZZ		04664	1218365	BRACKET, MOUNTING LIGHT	1
28	PFFZZ		04664	1345435	BRACKET, MOUNTING WARNING LIGHT	1
29	PAFZZ	6220-01-482-5574	13548	07407	LIGHT, MARKER CLEARANCE, LED, AMBER	5
30	PAFZZ	5305-00-059-3660	80205	MS51958-64	. SCREW, MACHINE 3/8 DIA X 32 UNF, 2A RH, 5/8 IN LG	2
31	PAFZZ	5340-01-527-9898	13548	07198	. BRACKET, MULTIPLE AN	1

(1)	(2)	(3)	(4)	(5)	(6)	(7)
ITEM NO.	SMR CODE	NSN	CAGEC	PART NUMBER	DESCRIPTION AND USABLE ON CODES (UOC)	QTY
32	PAFZZ	6220-01-482-5320	13548	30255Y	. LAMP UNIT,VEHICULAR LED,AMBER .	1
34	PAFZZ	5330-01-479-2244	13548	97045	. GASKET.....	1
35	PAFZZ	5975-01-485-8769	13548	07197	. BASE,MOUNTING,ELECT.....	1
36	PAFZZ	5305-01-352-2066	93907	B71-10015-002	SCREW,TAPPING.....	20
37	PAFZZ	5325-01-411-0066	78276	ALS4-1024-130	INSERT,SCREW THREAD 10-24.....	4

END OF FIGURE

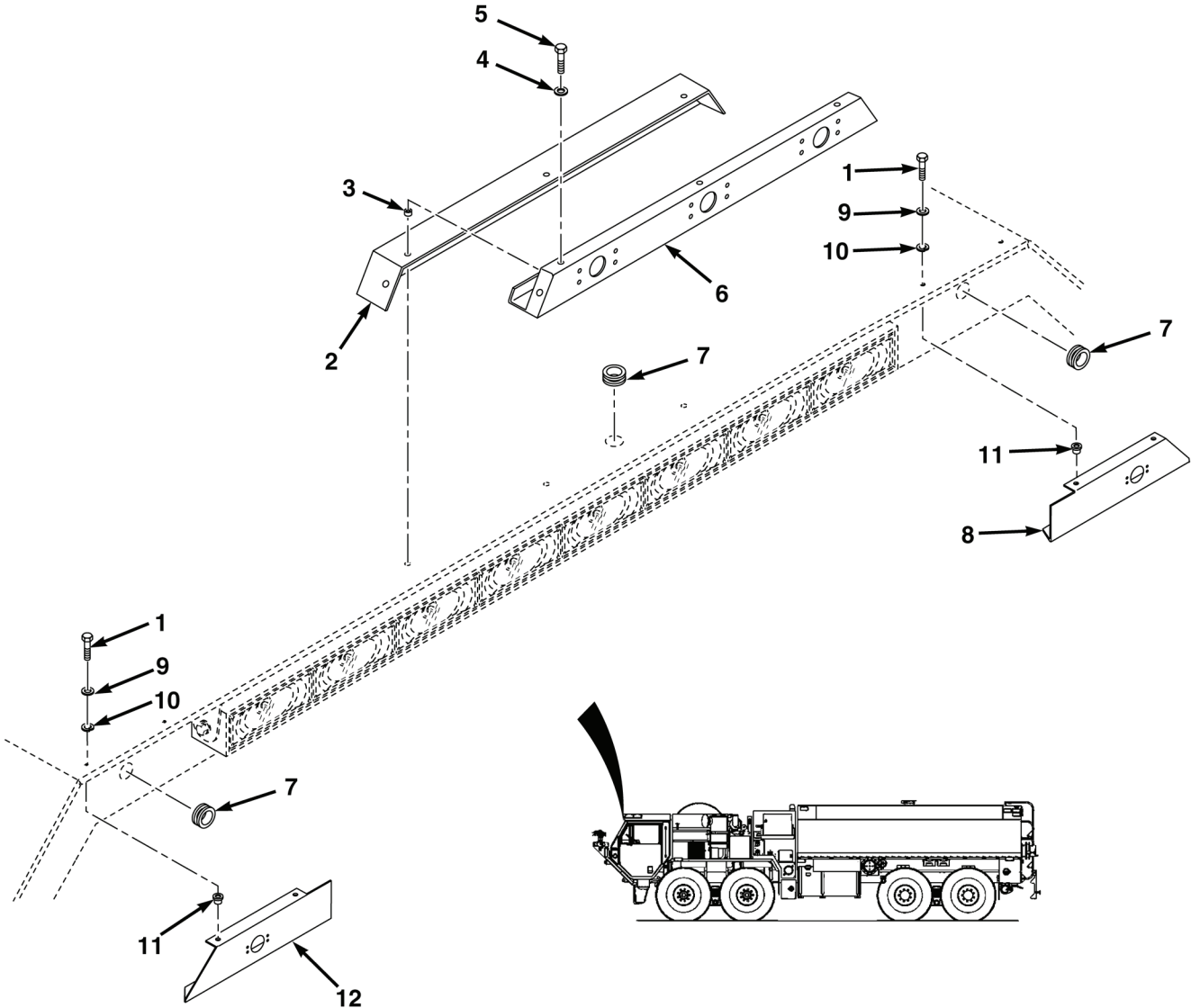


FIG. 28 BRACKETS, LIGHTS, ROOF MOUNTED

(1)	(2)	(3)	(4)	(5)	(6)	(7)
ITEM NO.	SMR CODE	NSN	CAGEC	PART NUMBER	DESCRIPTION AND USABLE ON CODES (UOC)	QTY
					GROUP 7621 WARNING LIGHT ASSEMBLY FIG. 28 BRACKETS, LIGHTS, ROOF MOUNTED	
1	PAFZZ	5305-00-225-3843	80204	B1821BH025C100N	SCREW,CAP,HEXAGON HEAD,.25-20 NC, 1.00 LG	4
2	PFFZZ		04664	1199173	BRACKET,MOUNTING BACK	1
3	PAFZZ	5325-01-411-0066	78276	ALS4-1024-130	INSERT,SCREW THREAD 10-24	5
4	PAFZZ	5310-00-765-3197	96906	MS27183-41	WASHER,FLAT	5
5	PAFZZ	5305-00-068-0502	80205	MS90725-6	SCREW,CAP,HEXAGON HEAD,1/4-20 X 3/4 NC	5
6	PFFZZ		04664	1199171	BRACKET,MOUNTING CENTER	1
7	PAFZZ	5325-00-276-5954	96906	MS35489-49	GROMMET,NONMETALLIC.	3
8	PFFZZ		04664	1199177	BRACKET,MOUNTING LEFT	1
9	PAFZZ	5310-00-823-8804	96906	MS27183-9	WASHER,FLAT .25	4
10	PAFZZ	5310-00-883-9417	80205	MS35338-158	WASHER,LOCK 1/4.	4
11	PAFZZ	5325-01-517-2270	04664	82-0257-0002	INSERT,SCREW THREAD 1/4-20	4
12	PFFZZ		04664	1199175	BRACKET,MOUNTING RIGHT	1
					END OF FIGURE	

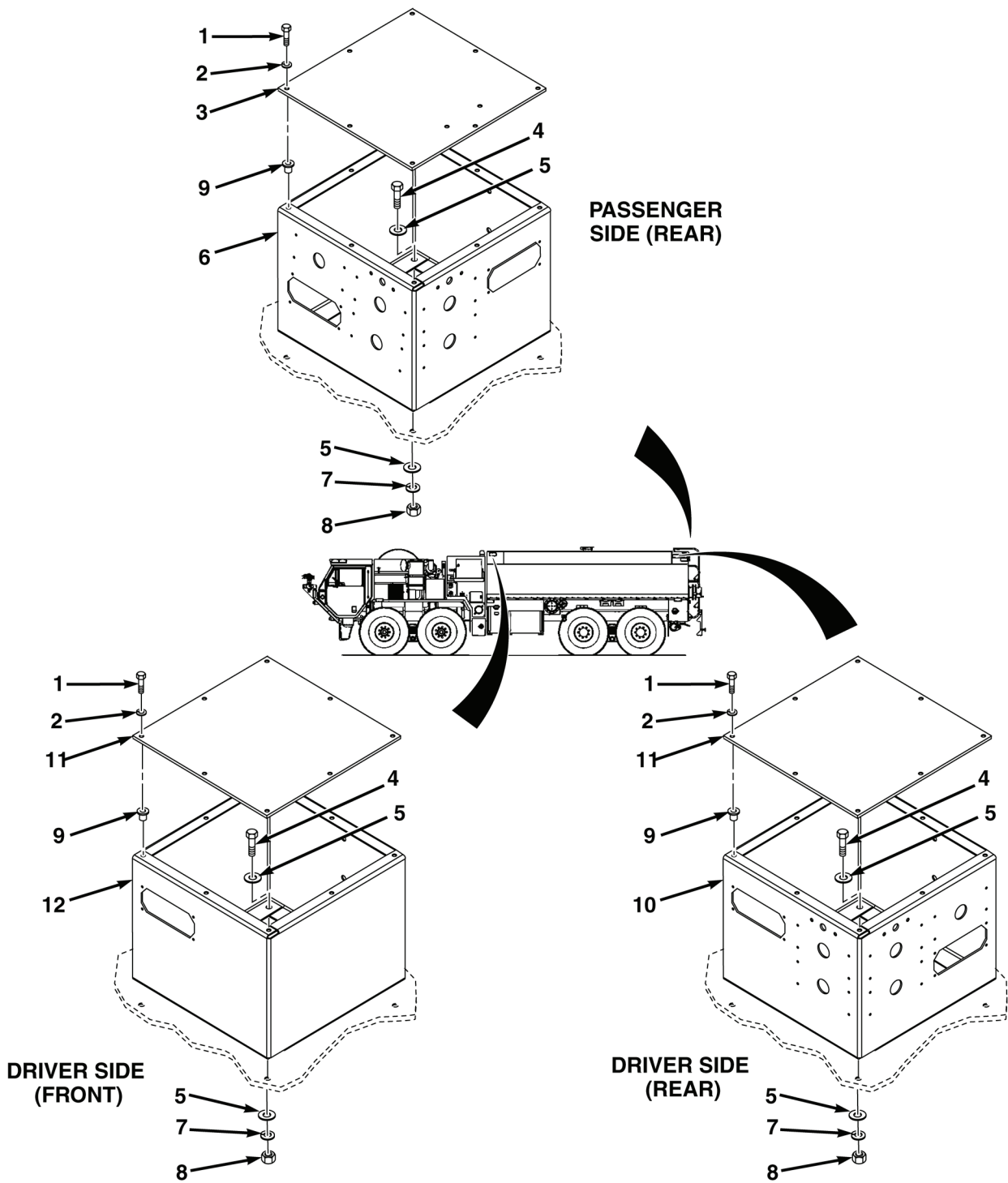


FIG. 29 LIGHT BEZEL ASSEMBLIES

(1)	(2)	(3)	(4)	(5)	(6)	(7)
ITEM NO.	SMR CODE	NSN	CAGEC	PART NUMBER	DESCRIPTION AND USABLE ON CODES (UOC)	QTY
					GROUP 7621 WARNING LIGHT ASSEMBLY	
					FIG. 29 LIGHT BEZEL ASSEMBLIES	
1	PAFZZ	5305-00-984-5687	96906	MS35206-307	SCREW,MACHINE 3/8-16 x .500	24
2	PAFZZ	5310-01-180-0277	80205	MS35333-76	WASHER,LOCK,3/8	24
3	PAFZZ		04664	1760217	COVER,LIGHT.	1
4	PAFZZ	5305-00-732-0511	80204	B1821BH050C113N	SCREW,CAP,HEXAGON HEAD,.500-13 x 1.25	12
5	PAFZZ	5310-00-809-5997	96906	MS27183-17	WASHER,FLAT 1/2	24
6	PFFZZ		04664	1582497	BRACKET,MOUNTING	1
7	PAFZZ	5310-00-584-5272	80205	MS35338-48	WASHER,LOCK 1/2.	12
8	PAFZZ	5310-00-768-0321	96906	MS51971-5	NUT,PLAIN,HEXAGON 1/2-13.	12
9	PAFZZ	5325-01-474-9732	78276	ALS7-616-150	INSERT,SCREW THREAD 3/8	24
10	PFFZZ		04664	1585530	BRACKET,MOUNTING LIGHT	1
11	PAFZZ		04664	1582495	COVER,LIGHT.	2
12	PFFZZ		04664	1585531	BRACKET,MOUNTING LIGHT FRONT . .	1
					END OF FIGURE	

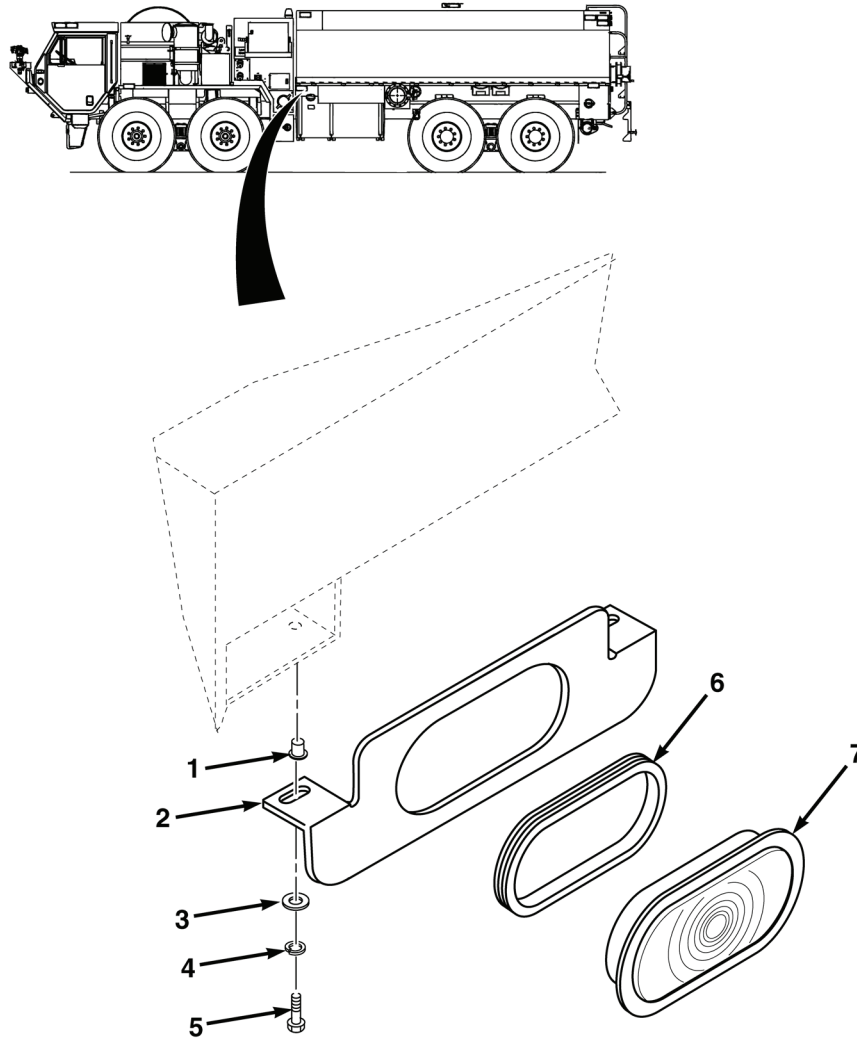


FIG. 30 LIGHT ASSEMBLY, CLEARANCE, AMBER (SHEET 1 OF 2)

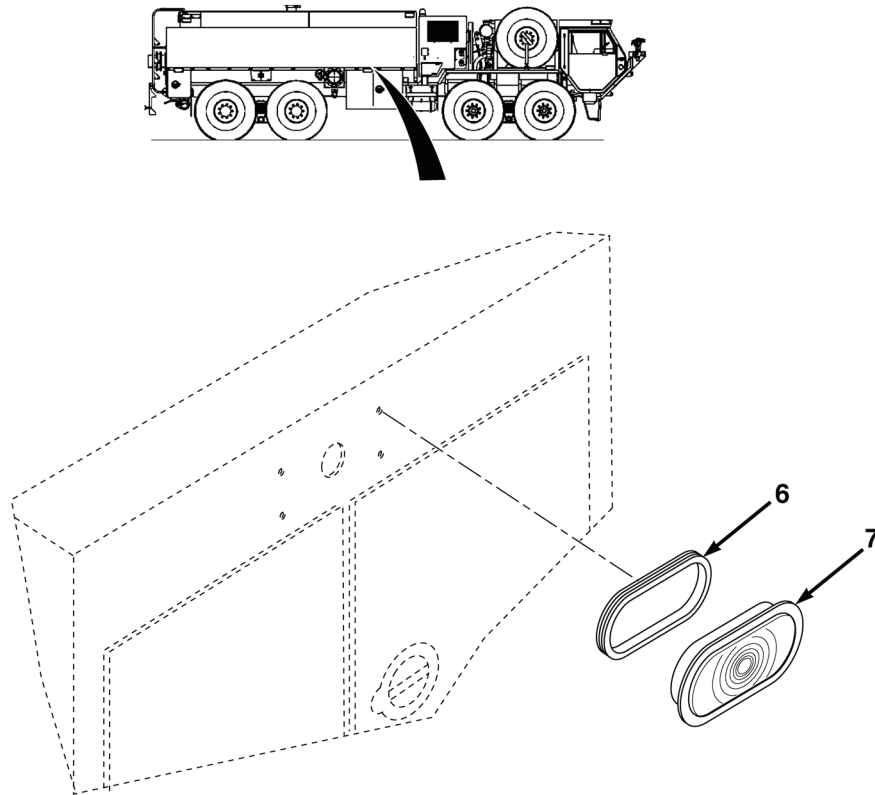


FIG. 30 LIGHT ASSEMBLY, CLEARANCE, AMBER (SHEET 2 OF 2)

(1)	(2)	(3)	(4)	(5)	(6)	(7)
ITEM NO.	SMR CODE	NSN	CAGEC	PART NUMBER	DESCRIPTION AND USABLE ON CODES (UOC)	QTY
					GROUP 7621 WARNING LIGHT ASSEMBLY	
					FIG. 30 LIGHT ASSEMBLY, CLEARANCE, AMBER	
1	PAFZZ	5325-01-394-2414	78276	ALS7-420-165	INSERT,SCREW THREAD 1/4-20	2
2	PFFZZ		04664	1689494	BRACKET,MOUNTING LIGHT	1
3	PAFZZ	5310-00-823-8804	96906	MS27183-9	WASHER,FLAT 1/4	2
4	PAFZZ	5310-00-883-9417	80205	MS35338-158	WASHER,LOCK 1/4	2
5	PAFZZ	5305-00-225-3843	80204	B1821BH025C100N	SCREW,CAP,HEXAGON HEAD, .25-20 NC, 1.00 LG	2
6	PAFZZ	5325-01-163-6558	13548	60700	GROMMET,NONMETALLIC.	2
7	PAFZZ	6220-01-517-8185	13548	60255Y	LIGHT,MARKER CLEARANCE	2
END OF FIGURE						

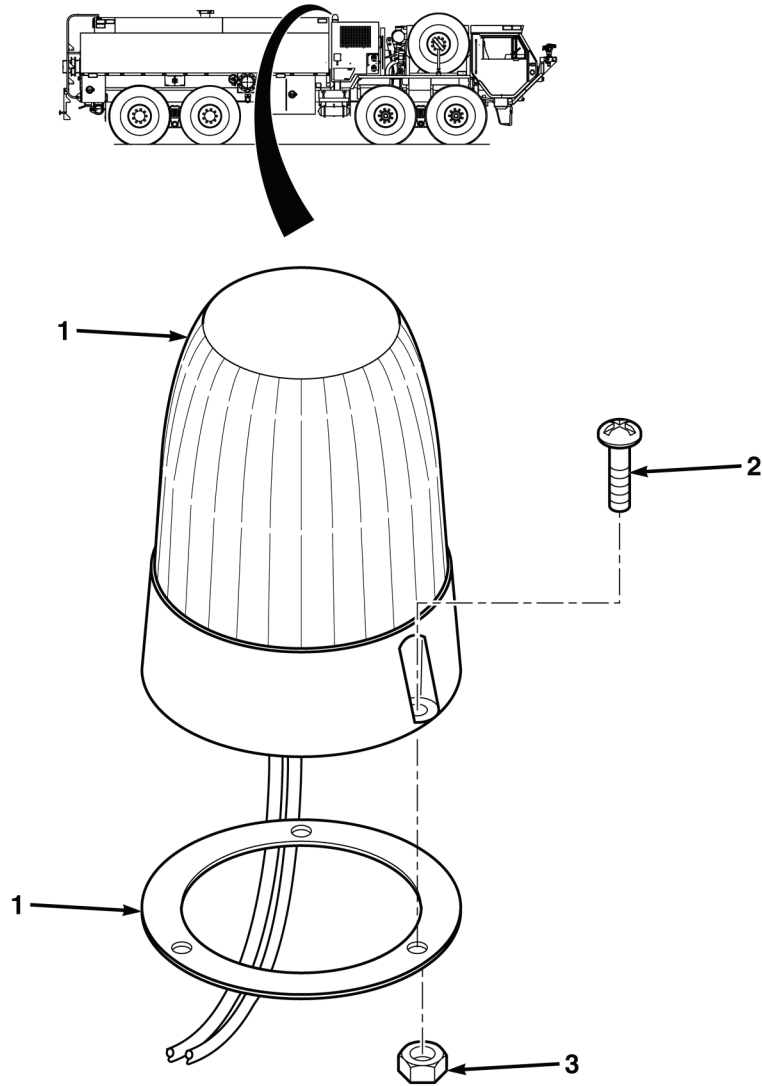


FIG. 31 STROBE LIGHT INSTALLATION

(1)	(2)	(3)	(4)	(5)	(6)	(7)
ITEM NO.	SMR CODE	NSN	CAGEC	PART NUMBER	DESCRIPTION AND USABLE ON CODES (UOC)	QTY
					GROUP 7621 WARNING LIGHT ASSEMBLY	
					FIG. 31 STROBE LIGHT INSTALLATION	
1	PAFZZ	6220-01-525-4424	10402	1200DHRP	LIGHT,WARNING.	1
2	PAFZZ	5305-00-225-3843	80204	B1821BH025C100N	SCREW,CAP,HEXAGON HEAD, .25-20 NC, 1.00 LG	3
3	PAFZZ	5310-01-066-6759	56878	21NE-040	NUT,SELF-LOCKING HEX,1/4-20 NC...	3
					END OF FIGURE	

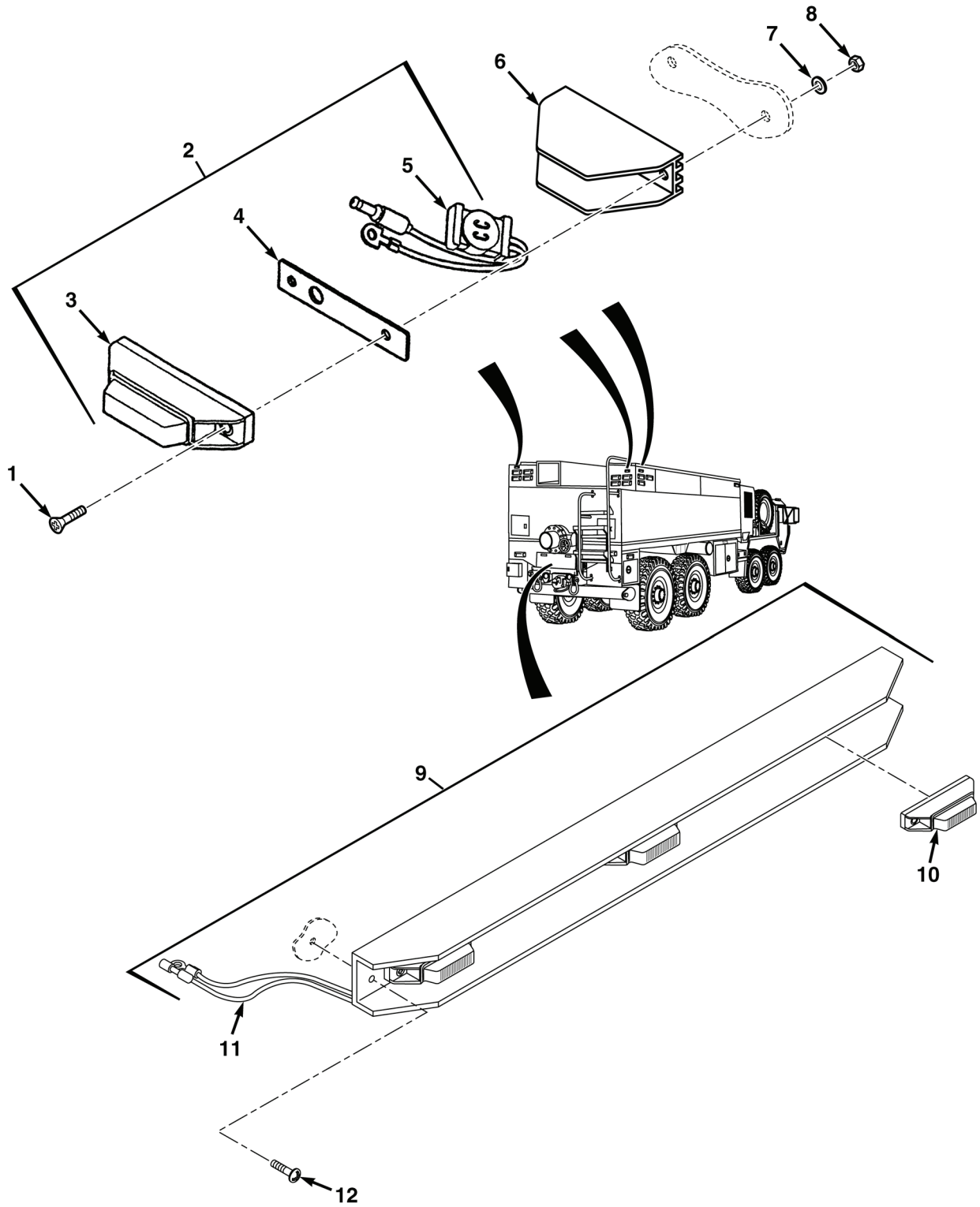


FIG. 32 LIGHT ASSEMBLY, REAR CLEARANCE

(1)	(2)	(3)	(4)	(5)	(6)	(7)
ITEM NO.	SMR CODE	NSN	CAGEC	PART NUMBER	DESCRIPTION AND USABLE ON CODES (UOC)	QTY
					GROUP 7621 WARNING LIGHT ASSEMBLY	
					FIG. 32 LIGHT ASSEMBLY, REAR CLEARANCE	
1	PAFZZ	5305-00-764-0071	80205	MS51959-47	SCREW,MACHINE .25X3/4	8
2	PAFZZ	6220-01-517-4352	13548	35005R	LIGHT,MARKER CLEARANCE	4
3	PAFZZ	6220-01-516-4925	13548	35890R	. LIGHT,MARKER,CLEARA	1
4	PAFZZ	5330-01-517-2194	13548	97035	. GASKET	1
5	PAFZZ	5935-01-517-8182	13548	94862	. CONNECTOR,PLUG ELECTRICAL . . .	1
6	PAFZZ	6220-01-511-0617	63330	MT10244E200 DET 2	GUARD,LAMP MARKER,CLEARANCE LIGHT	4
7	PAFZZ	5310-00-823-8804	96906	MS27183-9	WASHER,FLAT .25	8
8	PAFZZ	5310-00-905-0762	96906	MS51967-3	NUT,PLAIN,HEXAGON .25	8
9	PAFZZ	6220-01-517-6092	04664	61-1229	LIGHT ASSEMBLY CLEARANCE	1
10	PAFZZ	6220-01-517-8169	13548	35200R	. LIGHT,MARKER CLEARANCE	3
11	PAFZZ		13548	96989	. HARNESS	1
12	PAFZZ	5305-00-057-9621	96906	MS21207-10-24	SCREW,TAPPING 10-24 NC	2
END OF FIGURE						

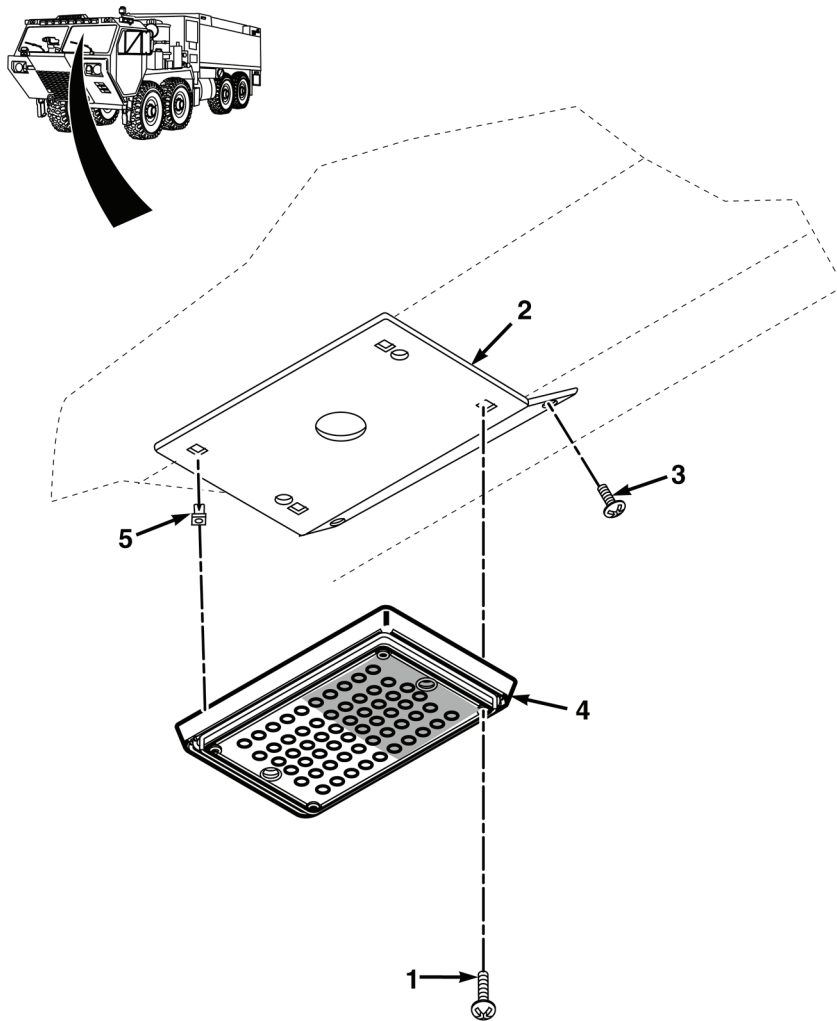


FIG. 33 CAB DOME LIGHTS

(1)	(2)	(3)	(4)	(5)	(6)	(7)
ITEM NO.	SMR CODE	NSN	CAGEC	PART NUMBER	DESCRIPTION AND USABLE ON CODES (UOC)	QTY
					GROUP 7623 DOME AND ENGINE LIGHT ASSEMBLY	
					FIG. 33 CAB DOME LIGHTS	
1	PAFZZ	5305-00-988-1727	80205	MS35206-283	SCREW,MACHINE 1/4-20 X 1.00	8
2	PFFZZ		04664	1690743	BRACKET,ANGLE	2
3	PAFZZ	5305-00-988-1723	80205	MS35206-279	SCREW,MACHINE 1/4-20 X 1/2 NC	4
4	PAFZZ		10402	01-0264263-000	LIGHT,WHELEN.	2
5	PAFZZ		39428	98550A515	INSERT,THREADED 1/4	8
END OF FIGURE						

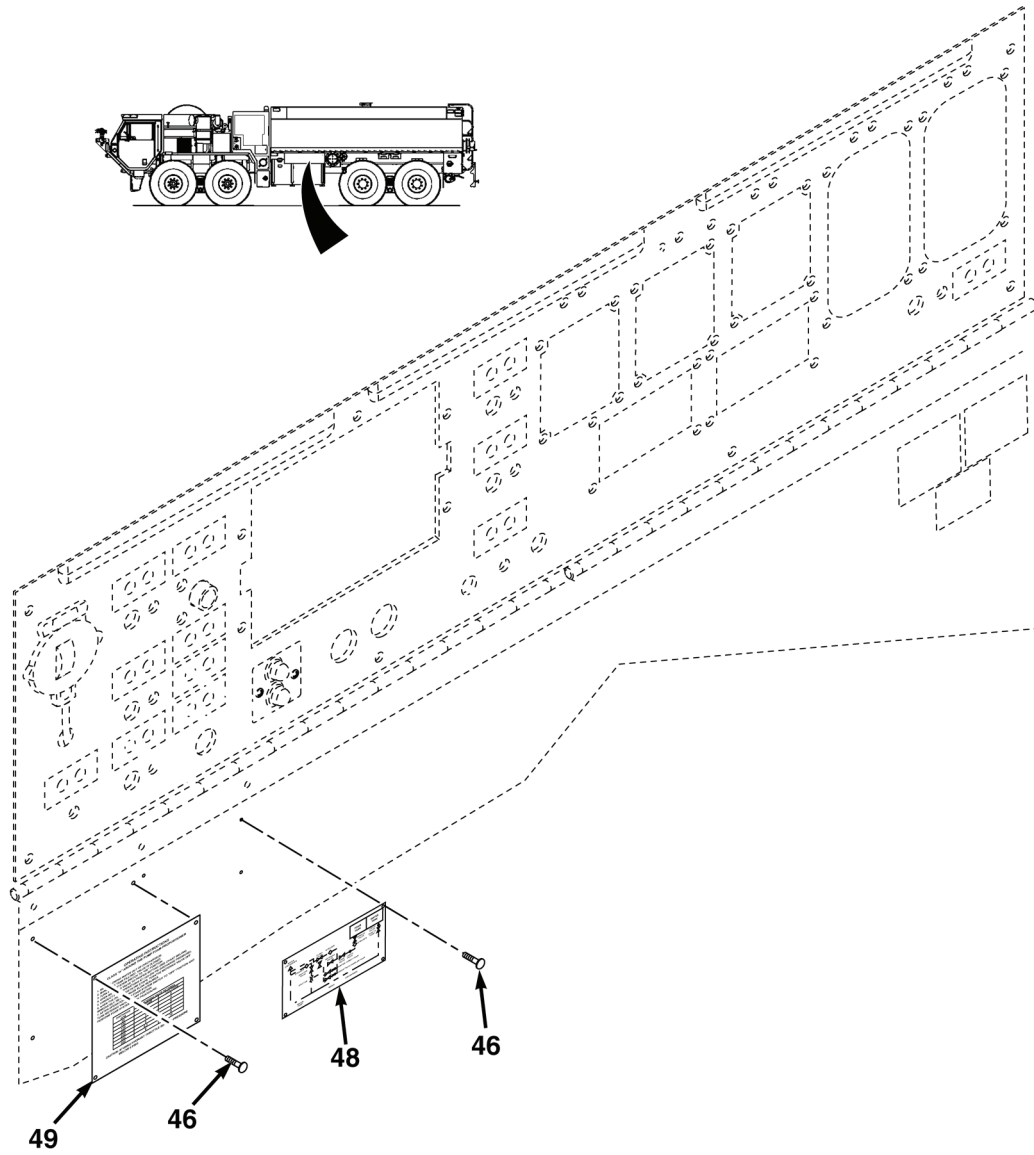


FIG. 34 PUMP PANEL ELECTRICAL COMPONENTS (SHEET 3 OF 3)

(1)	(2)	(3)	(4)	(5)	(6)	(7)
ITEM NO.	SMR CODE	NSN	CAGEC	PART NUMBER	DESCRIPTION AND USABLE ON CODES (UOC)	QTY
					GROUP 7626 MISCELLANEOUS ELECTRICAL COMPONENTS	
					FIG. 34 PUMP PANEL ELECTRICAL COMPONENTS	
1	PAFZZ	5325-01-411-0066	78276	ALS4-1024-130	INSERT,SCREW THREAD 10-24	66
2	PAFZZ	2590-01-517-3439	04664	1091733-0014	BEZEL,AUTOMOTIVE	11
3	PAFZZ	5305-00-052-6872	80205	MS24627-49	SCREW,TAPPING 10-24 X .625	33
4	PAFZZ		1JWQ8	1394315-0003	TAG-O,PUMP COOLER OFF/ON	1
5	PAFZZ		04664	1094345	BEZEL BLACK	2
6	PAFZZ		1JWQ8	1713198-0004	TAG,CAUTION PRESSURE PROTECTION	1
7	PAFZZ	6220-01-517-5870	04664	51-6031	LIGHT,INDICATOR.	8
8	PAFZZ	6240-00-143-3173	88204	1820	LAMP,INCANDESCENT 10 A	8
9	PAFZZ	5930-00-042-7034	96906	MS24658-21E	SWITCH,TOGGLE MOMENTARY	3
10	PAFZZ	5930-01-463-5688	96906	MS24658-22	SWITCH,TOGGLE	4
11	PAFZZ	5930-00-811-4663	96906	MS24658-23D	SWITCH,TOGGLE	3
12	PAFZZ		1JWQ8	1394307-0003	TAG-O,TANK TO PUMP CLOSED-OPEN	1
13	PAFZZ		1JWQ8	1713208-0003	TAG-O,REEL DISCHARGE,CLOSED-OPEN	1
14	PAFZZ		1JWQ8	1394318-0003	TAG-O,DIRECT TANK	1
15	PFFZZ		04664	1677486	BRACKET,GOVERNOR DISPLAY	1
16	PAFZZ	5310-01-518-0051	04664	82-1043-0010	WASHER,LOCK NO.10	4
17	PAFZZ	5305-00-989-7435	80205	MS35207-264	SCREW,MACHINE HEAD,10-24 NC X 5/8	4
18	PAFZZ		005K6	ELD-02 MODEL 4000992	DISPLAY,OPTO ELECTR	1
19	PAFZZ	5305-01-531-6772	39428	92316A624	SCREW,CAP,HEXAGON HEAD, 3/8-16X1.00	2
20	PAFZZ	5310-00-180-0277	80205	MS35333-76	WASHER,LOCK 3/8.	2
21	PAFZZ	6350-01-517-8574	56493	SP-563	BUZZER.	2
22	PAFZZ		1JWQ8	1713166-0003	TAG-O,MANUAL PRESSURE CONTROL	1
23	PAFZZ		1JWQ8	1099123-0004	TAG,CAUTION OPERATING PRIMING PUMP.	1
24	PAFZZ		1JWQ8	1394319-0003	TAG-O,DRIVERS MAIN INLET BLEEDER	1
25	PAFZZ		1JWQ8	1394311-0003	TAG-O,FOAM FLUSH OFF/ON	1
26	PAFZZ		1JWQ8	1394326-0003	TAG-O,FOAM SYSTEM OFF/ON	1
27	PAFZZ		1JWQ8	1098447-0003	TAG-O,PANEL LIGHTS	1
28	PAFZZ	5930-00-111-8619	27315	79Z1297	SWITCH,PUSH	1
29	PAFZZ		04664	1705878	TAG MOUNTING,REMOTE	5

(1)	(2)	(3)	(4)	(5)	(6)	(7)
ITEM NO.	SMR CODE	NSN	CAGEC	PART NUMBER	DESCRIPTION AND USABLE ON CODES (UOC)	QTY
30	PAFZZ	5305-00-984-6214	80205	MS35206-267	SCREW,MACHINE 10-24 X 1 NC	30
31	PAFZZ		1JWQ8	1123746-0003	TAG-O,TANK FILL AND RECIRCULATING LINE	1
32	PAFZZ		04664	1091733-0007	BEZEL YELLOW	1
33	PAFZZ		1JWQ8	1098111-0003	TAG-O,AUXILIARY INL DRIVER SIDE . .	1
34	PAFZZ		04664	1091733-0012	BEZEL GREEN	1
35	PAFZZ		1JWQ8	1098112-0003	TAG-O,AUXILIARY INL PASSENGER SIDE	1
36	PAFZZ		04664	1091733-0001	BEZEL RED	1
37	PAFZZ		1JWQ8	1104751-0003	TAG-O,#1 DISCHARGE DRIVER SIDE . .	1
38	PAFZZ		04664	1091733-0002	BEZEL BLUE	1
39	PAFZZ		1JWQ8	1105396-0003	TAG-O,#2 DISCHARGE PASSENGER SIDE	1
40	PAFZZ	4820-01-518-0228	00912	1364842-0015	VALVE,FLOW CONTROL.	2
41	PAFZZ		00912	93050101	CONTROLLER,VALVE.	2
42	PAFZZ		1JWQ8	1394325-0003	TAG-O,WATER TANK DRAIN,CLOSED/ OPEN	1
43	PAFZZ		00912	93030004	CONTROLLER,VALVE.	3
44	PAFZZ		0X6Y7	5001MFXP-24	GAUGE,FOAM LEVEL MASTER SLAVE.	1
45	PAFZZ		0X6Y7	5002MWLC-24	GAUGE,WATER LEVEL MASTER SLAVE	1
46	PAFZZ	5305-00-184-1421	96906	MS24628-53	SCREW,TAPPING 10-24 X 1.250	14
47	PAFZZ		10402	01-0663506NC9	LIGHT,STRIP	3
48	PAFZZ		04664	1701679	TAG,FOAM SYSTEM FLOW	1
49	PAFZZ		04664	1700419	TAG,FOAM SYSTEM FLOW	1

END OF FIGURE

1 — 2 THROUGH 15

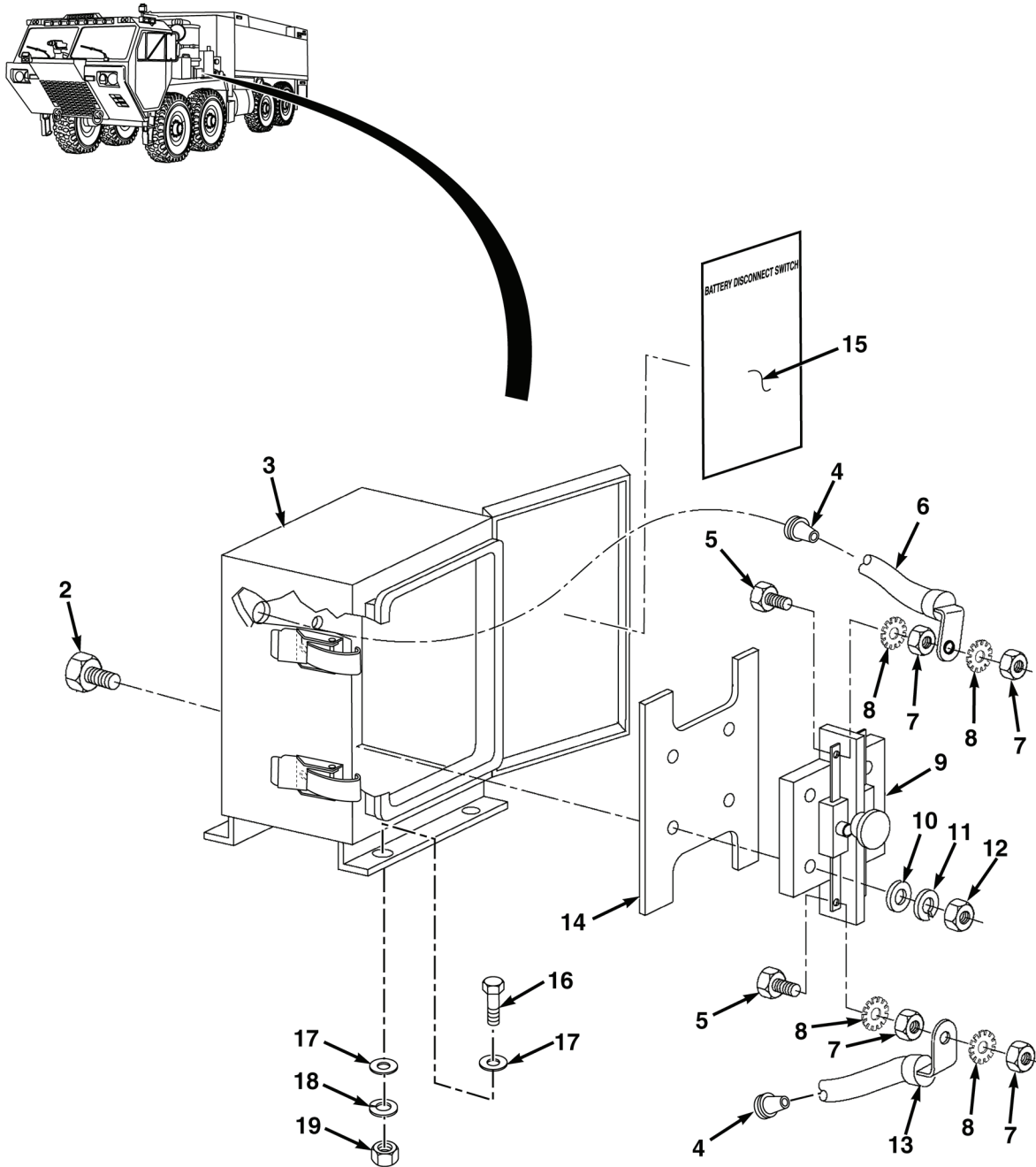


FIG. 35 BATTERY DISCONNECT

(1)	(2)	(3)	(4)	(5)	(6)	(7)
ITEM NO.	SMR CODE	NSN	CAGEC	PART NUMBER	DESCRIPTION AND USABLE ON CODES (UOC)	QTY
					GROUP 7626 MISCELLANEOUS ELECTRICAL COMPONENTS	
					FIG. 35 BATTERY DISCONNECT	
1	PAFZZ	5930-01-464-8368	45152	3179320	SWITCH,BOX	1
2	PAFZZ	5305-01-288-1284	45152	25967AX	. SCREW,CAP,HEXAGON HEAD, .25-20 X .88	4
3	PFFZZ	6160-01-505-1228	07AG3	3124423	. BATTERY BOX	1
4	PAFZZ		70485	1695	.. GROMMET,RUBBER #10-32 X 1/2...	2
5	PAFZZ	5305-00-725-4183	80205	MS90726-113	. SCREW,CAP,HEXAGON HEAD, .50-20 X 1.50	4
6	PAFZZ	6150-01-465-3348	45152	3206756	. WIRING HARNESS BATTERY DISCONNECT	1
7	PAFZZ	5310-00-834-8734	96906	MS35691-37	. NUT,PLAIN,HEXAGON .50-20.	8
8	PAFZZ	5310-00-935-8984	96906	MS45904-84	. WASHER,LOCK.	8
9	PAFZZ	5930-12-348-4212	D1510	24.01.00.901	. SWITCH,PUSH	1
10	PAFZZ	5310-00-809-4058	96906	MS27183-10	. WASHER,FLAT .25	4
11	PAFZZ	5310-00-582-5965	80205	MS35338-44	. WASHER,LOCK .25.	4
12	PAFZZ	5310-01-058-3183	45152	767HX1	. NUT,PLAIN,HEXAGON .25-20.	4
13	PAFZZ	6150-01-465-3350	45152	3124427	. WIRING HARNESS POLARITY PROTEC	1
14	PAFZZ	5970-01-465-0095	45152	3179321	. INSULATOR,PLATE.	1
15	PAFZZ	9905-01-506-6675	45152	3191098	. PLATE,INSTRUCTION.	1
16	PAFZZ	5305-00-068-0510	80204	B1821BH038C100N	SCREW,CAP,HEXAGON HEAD, .375-16 X 1.00	8
17	PAFZZ	5310-00-087-7493	96906	MS27183-13	WASHER,FLAT 3/8	16
18	PAFZZ	5310-00-180-0277	80205	MS35333-76	WASHER,LOCK 3/8.	8
19	PAFZZ	5310-01-156-7704	96906	MS16286-3	NUT,PLAIN,HEXAGON 3/8	8
END OF FIGURE						

1 — 2 THROUGH 4

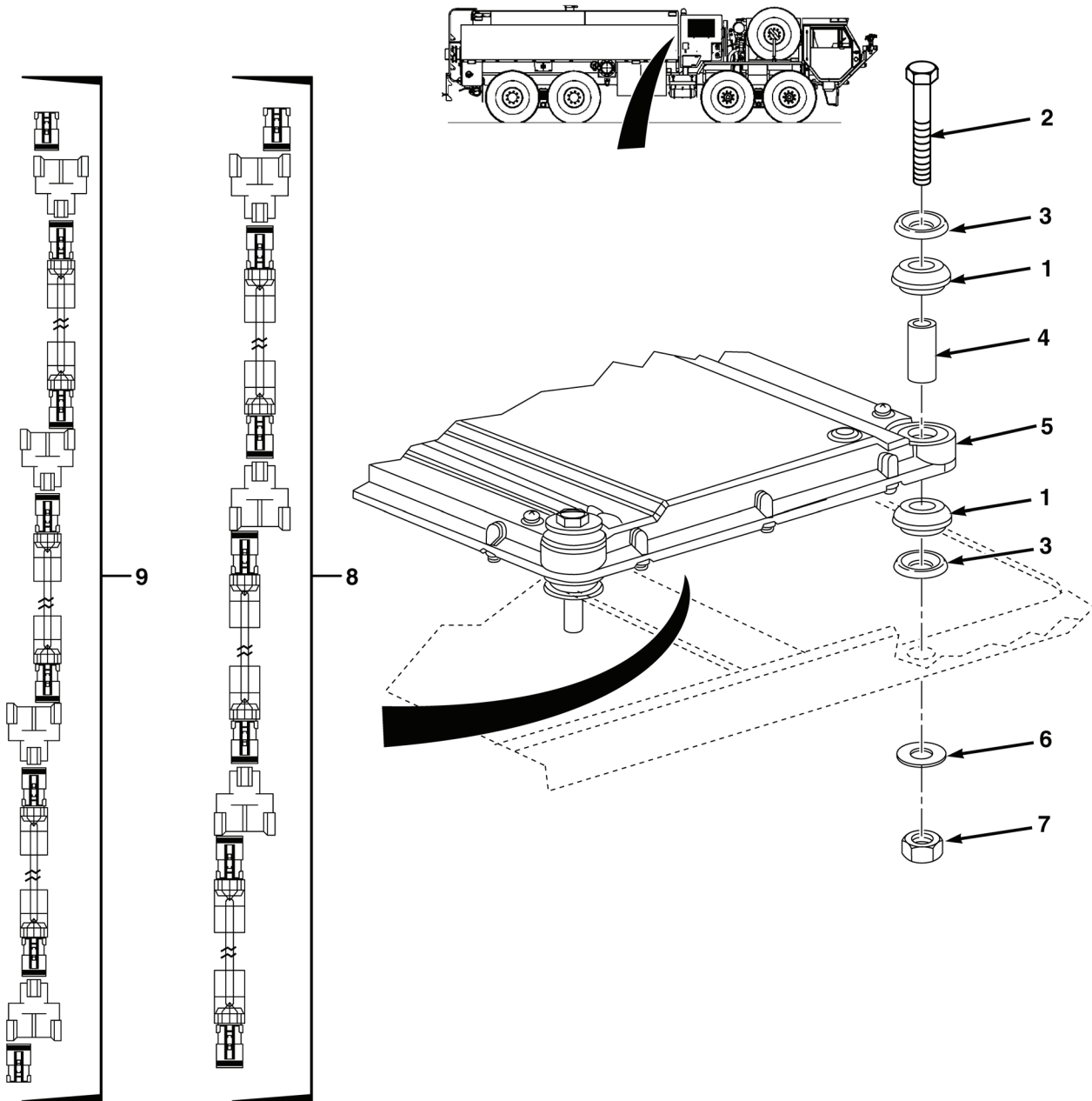


FIG. 36 ECU

(1)	(2)	(3)	(4)	(5)	(6)	(7)
ITEM NO.	SMR CODE	NSN	CAGEC	PART NUMBER	DESCRIPTION AND USABLE ON CODES (UOC)	QTY
					GROUP 7626 MISCELLANEOUS ELECTRICAL COMPONENTS FIG. 36 ECU	
1	PAFZZ		1NYJ9	4001629	KIT,ECU MOUNTING.....	1
2	PAFZZ	5306-00-226-4833	80204	B1821BH031C200N	. BOLT,MACHINE 5/16X2.00	4
3	PAFZZ		39428	98466A030	. WASHER,CUPPED 5/16	8
4	PAFZZ		39428	92825A201	. SPACER.....	4
5	PBFFF		005K6	ECU-MM	CONTROLLER,ECU	1
6	PAFZZ	5310-00-809-3078	96906	MS27183-11	WASHER,FLAT 5/16	4
7	PAFZZ		39428	94812A030	NUT,NYLON 5/16-18 NC	4
8	PAFZZ		04664	64-4513-H001	CABLE ASSEMBLY,DATA GREEN, DISPLAY MODULE	2
9	PAFZZ		04664	64-4512-H001	CABLE ASSEMBLY,DATA YELLOW,HEMTT ECU TO HEWATT ECU	1
END OF FIGURE						

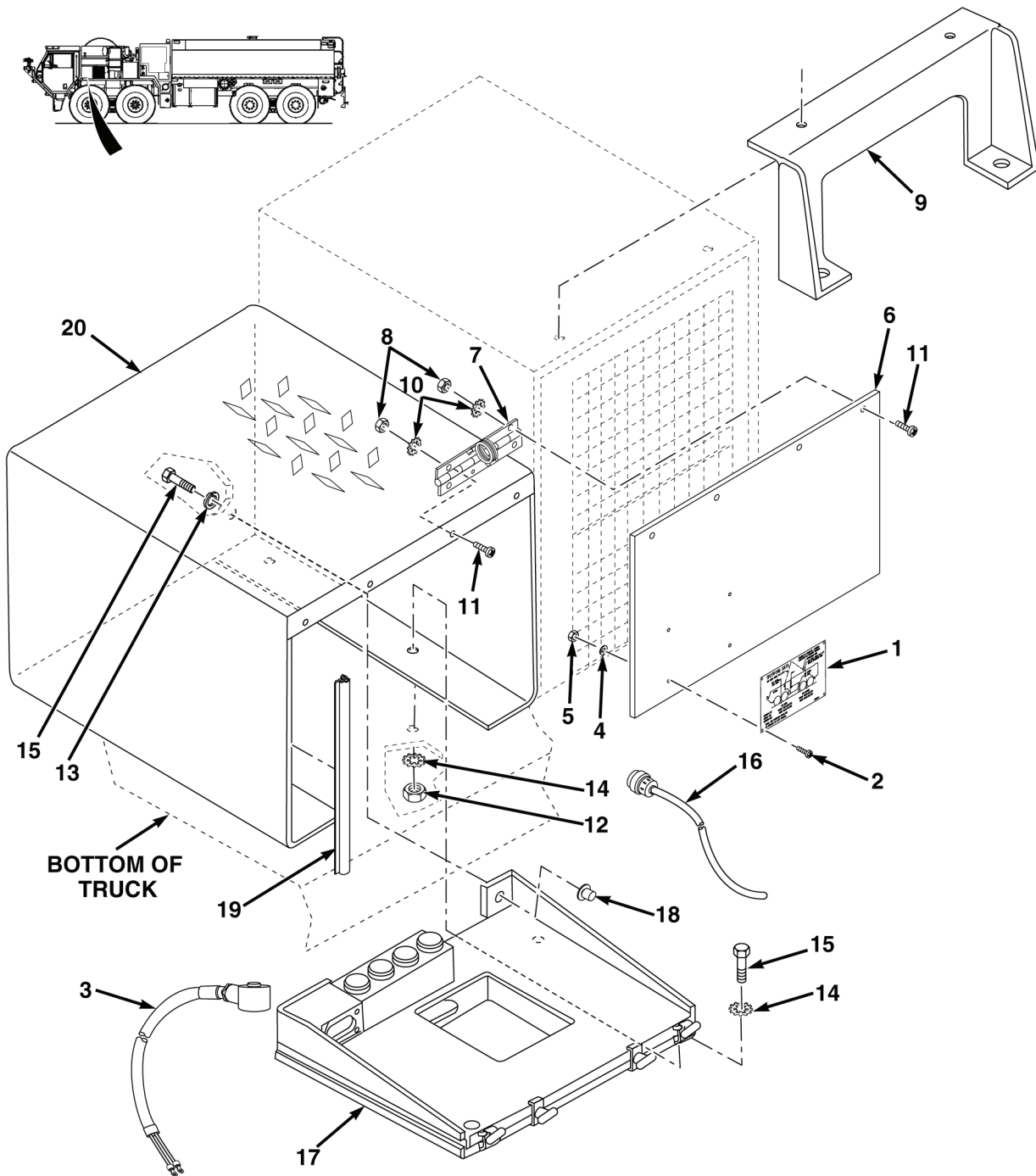


FIG. 37 SINGARS

(1)	(2)	(3)	(4)	(5)	(6)	(7)
ITEM NO.	SMR CODE	NSN	CAGEC	PART NUMBER	DESCRIPTION AND USABLE ON CODES (UOC)	QTY
					GROUP 7626 MISCELLANEOUS ELECTRICAL COMPONENTS	
					FIG. 37 SINGGARS	
1	PAFZZ		04664	1665904	LABEL,VEHICLE DATA	1
2	PAFZZ	5305-00-889-3000	80205	MS35206-230	SCREW,MACHINE 6-32 X .500.	4
3	PAFZZ	5995-01-219-1843	80063	A3014039-2	CABLE,RADIO POWER 9FT.	1
4	PAFZZ	5310-00-983-8483	96906	MS27183-5	WASHER,FLAT NO.6.	4
5	PAFZZ	5310-00-053-8390	58536	A-A-55629-1	NUT,PLAIN,CAP 6-32	4
6	PAFZZ		04664	1620308	DOOR,SINGGARS COVER.	1
7	PAFZZ		04664	1642878	HINGE ASSY,SINGGARS	2
8	PAFZZ	5310-01-142-7049	45152	1817HX	NUT,PLAIN,HEXAGON	8
9	PFFZZ	5340-01-521-3488	04664	1265541	BRACKET,MOUNTING LADDER MOUNTING	1
10	PAFZZ	5310-00-080-9786	96906	MS46904-60	WASHER,LOCK 10-24.	8
11	PAFZZ	5305-00-050-9229	96906	MS51957-63	SCREW,MACHINE 10.24	8
12	PAFZZ	5310-01-156-7704	96906	MS16286-3	NUT,PLAIN,HEXAGON 3/8	4
13	PAFZZ	5310-00-180-0277	80205	MS35333-76	WASHER,LOCK 3/8.	5
14	PAFZZ	5310-00-953-8628	96906	MS45904-77	WASHER,LOCK 3/8.	5
15	PAFZZ	5305-00-068-0510	80204	B1821BH038C100N	SCREW,CAP,HEXAGON .375-16 X 1.00.	5
16	PAFZZ		04664	1436639	CABLE,RADIO INTERFA.	1
17	PAFZZ	5975-01-188-8873	80063	A3013367-1	MOUNTING BASE,ELECT	1
18	PAFZZ	5325-01-394-2418	78276	ALS7-513-312	INSERT,SCREW THREAD 3/8	1
19	MFFZZ		04664	25-3193-0013.35	BEZEL,AUTOMOTIVE MAKE FROM BEZEL P/N 75000343, CAGE 82654, 13.35 INCH	2
20	PAFZZ		04664	1620311	COVER,SINGGARS RADI.	1
END OF FIGURE						

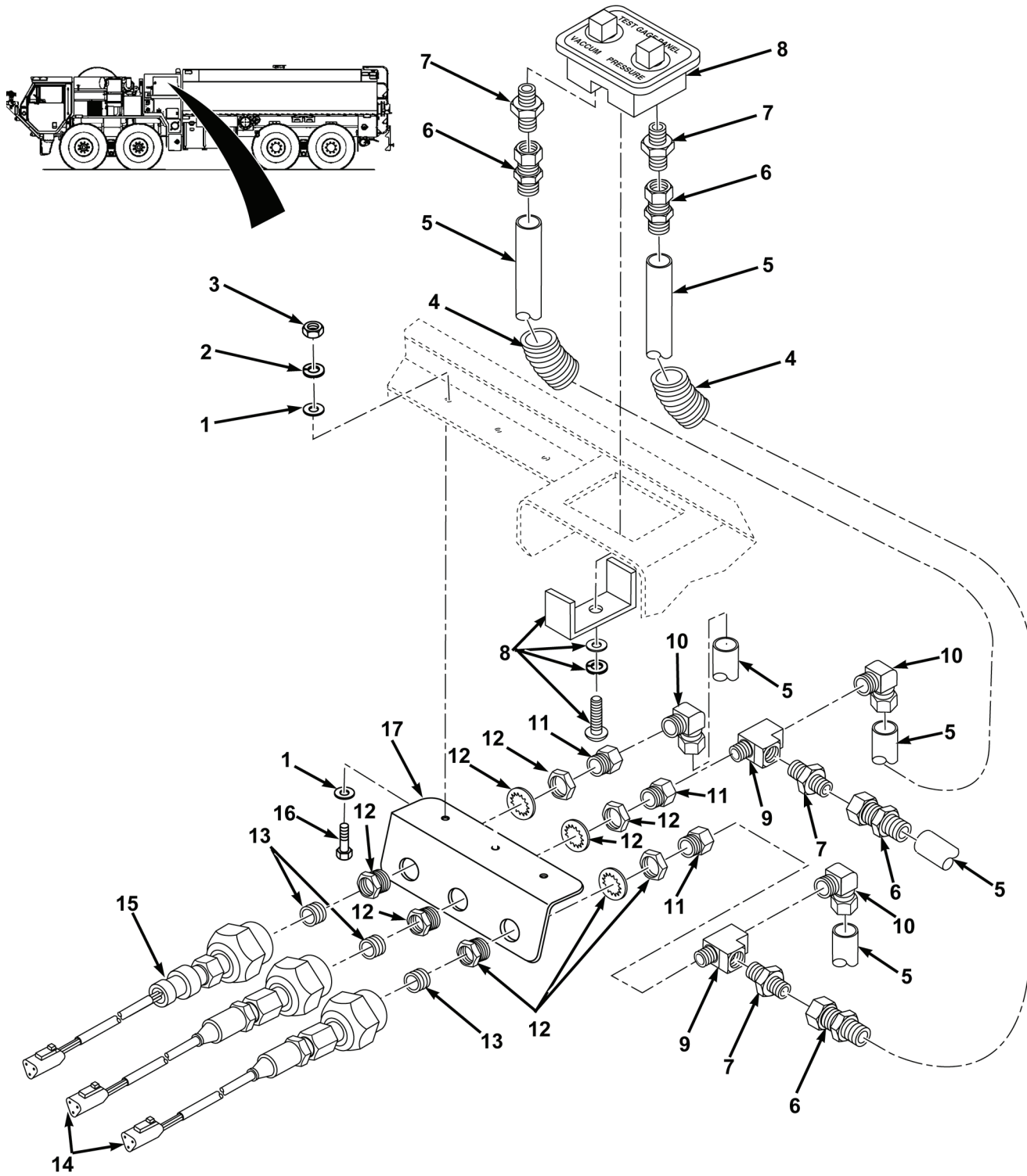


FIG. 38 PRESSURE AND VACUUM TRANSDUCERS

(1)	(2)	(3)	(4)	(5)	(6)	(7)
ITEM NO.	SMR CODE	NSN	CAGEC	PART NUMBER	DESCRIPTION AND USABLE ON CODES (UOC)	QTY
					GROUP 7626 MISCELLANEOUS ELECTRICAL COMPONENTS	
					FIG. 38 PRESSURE AND VACUUM TRANSDUCERS	
1	PAFZZ	5310-00-823-8804	96906	MS27183-9	WASHER,FLAT 1/4	6
2	PAFZZ	5310-00-883-9417	80205	MS35338-158	WASHER,LOCK 1/4.....	3
3	PAFZZ	5310-00-997-1888	80205	MS35649-2252	NUT,PLAIN,HEXAGON 1/4-20.....	3
4	MFFZZ		04664	64-2264-0120	TUBING,SPLIT MAKE FROM TUBING P/N 64-2264, CAGE 04664, 120 INCH ..	1
5	MFFZZ		04664	944035-0120	HOSE,NONMETALLIC MAKE FROM HOSE P/N 6-6527, CAGE 19239, 120 INCH	1
6	PAFZZ	4730-01-062-2570	81343	6-4 100102BA	ADAPTER,STRAIGHT PIPE	5
7	PAFZZ	4730-00-277-8289	81343	4-4 130137B	NIPPLE,PIPE	4
8	PAFZZ	6685-01-517-4940	04664	52-0061	HOUSING,GAGE	1
9	PAFZZ	4730-00-277-9615	08441	A17004-2	TEE,PIPE	3
10	PAFZZ	4730-00-069-1187	26697	205102	ELBOW,PIPE TO TUBE.....	5
11	PAFZZ	4730-01-348-6542	93061	209P-8-4	BUSHING,PIPE	3
12	PAFZZ	4730-00-407-0571	93061	207ACBH-8	COUPLING,PIPE	3
13	PAFZZ	4730-00-222-1839	81346	B687R-58B	NIPPLE,PIPE	3
14	PAFZZ		04664	1696084	TRANSDUCER,PRESSURE	2
15	PAFZZ		04664	1696086	TRANSDUCER,VACUUM	1
16	PAFZZ	5305-00-225-3843	80204	B1821BH025C100N	SCREW,CAP,HEXAGON .25-20 NC, 1.00 LG	3
17	PFFZZ		04664	1690747	BRACKET,MOUNTING TRANSDUCER ..	1
END OF FIGURE						

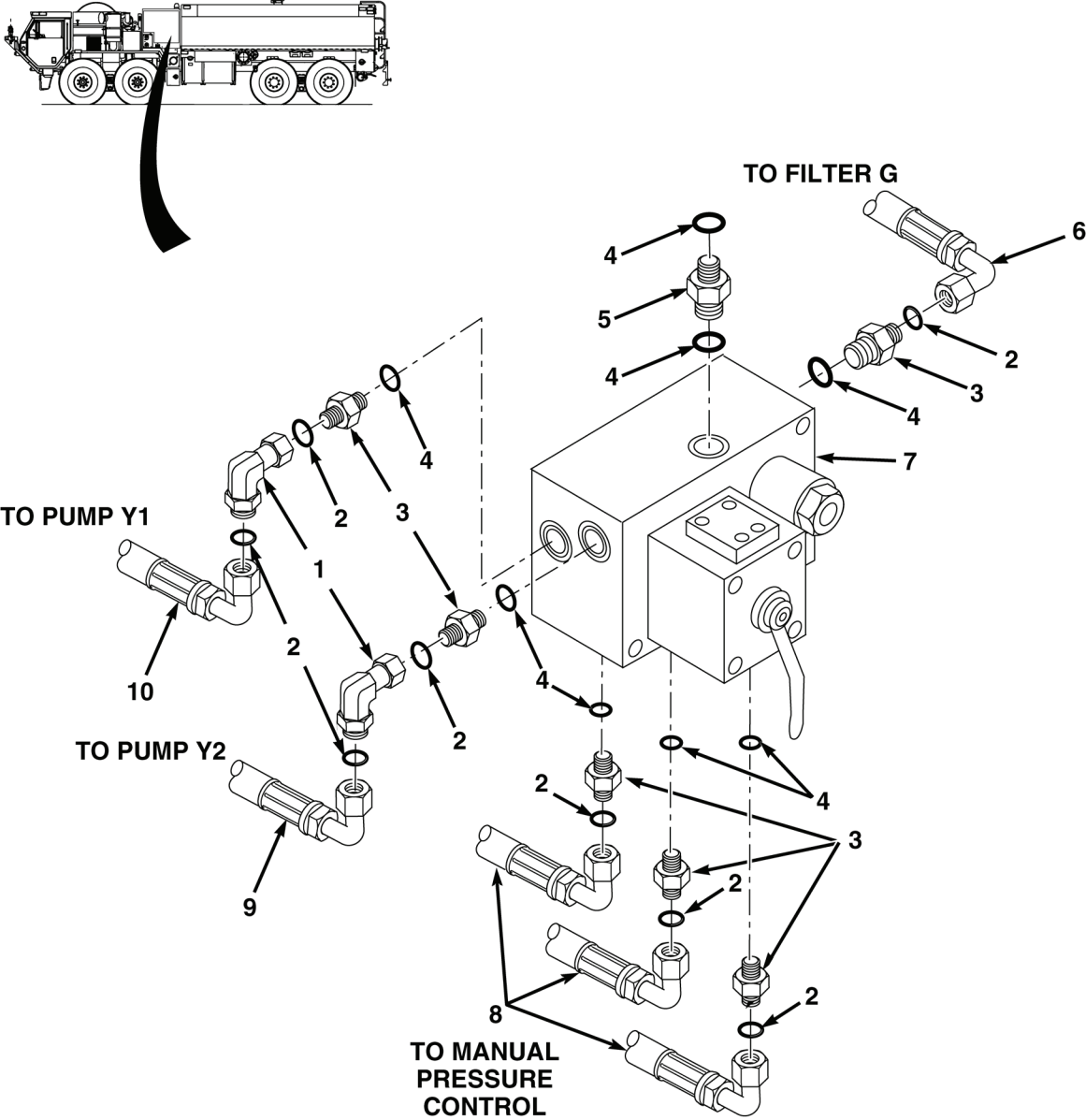


FIG. 39 MANUAL OVERRIDE MANIFOLD

(1)	(2)	(3)	(4)	(5)	(6)	(7)
ITEM NO.	SMR CODE	NSN	CAGEC	PART NUMBER	DESCRIPTION AND USABLE ON CODES (UOC)	QTY
					GROUP 7626 MISCELLANEOUS ELECTRICAL COMPONENTS	
					FIG. 39 MANUAL OVERRIDE MANIFOLD	
1	PAFZZ		01276	4535X4	ELBOW 90 DEGREE	2
2	PAFZZ	5331-00-805-2966	81343	MS28778-4	O-RING 1/4	8
3	PAFZZ	4730-01-145-0454	30780	0101-4-6	REDUCER,PIPE 1/4X3/8.	6
4	PAFZZ	5331-00-804-5695	81343	MS28778-6	O-RING 3/8	6
5	PAFZZ	4730-00-278-3725	19207	7350903	NIPPLE,PIPE	1
6	PAFZZ		1ET59	205091203-112	HOSE,FILTER G TO MANUAL CONTROL	1
7	PAFZZ		1ET59	205091203-63	MANIFOLD,MANUAL OVERRIDE	1
8	PAFZZ		1ET59	205091203-115	HOSE,MANUAL CONTROL TO PUMP PANEL	3
9	PAFZZ		1ET59	205091203-113	HOSE,MANUAL CONTROL Y1 TO PUMP Y1.	1
10	PAFZZ		1ET59	205091203-114	HOSE,MANUAL CONTROL Y2 TO PUMP Y2.	1
					END OF FIGURE	

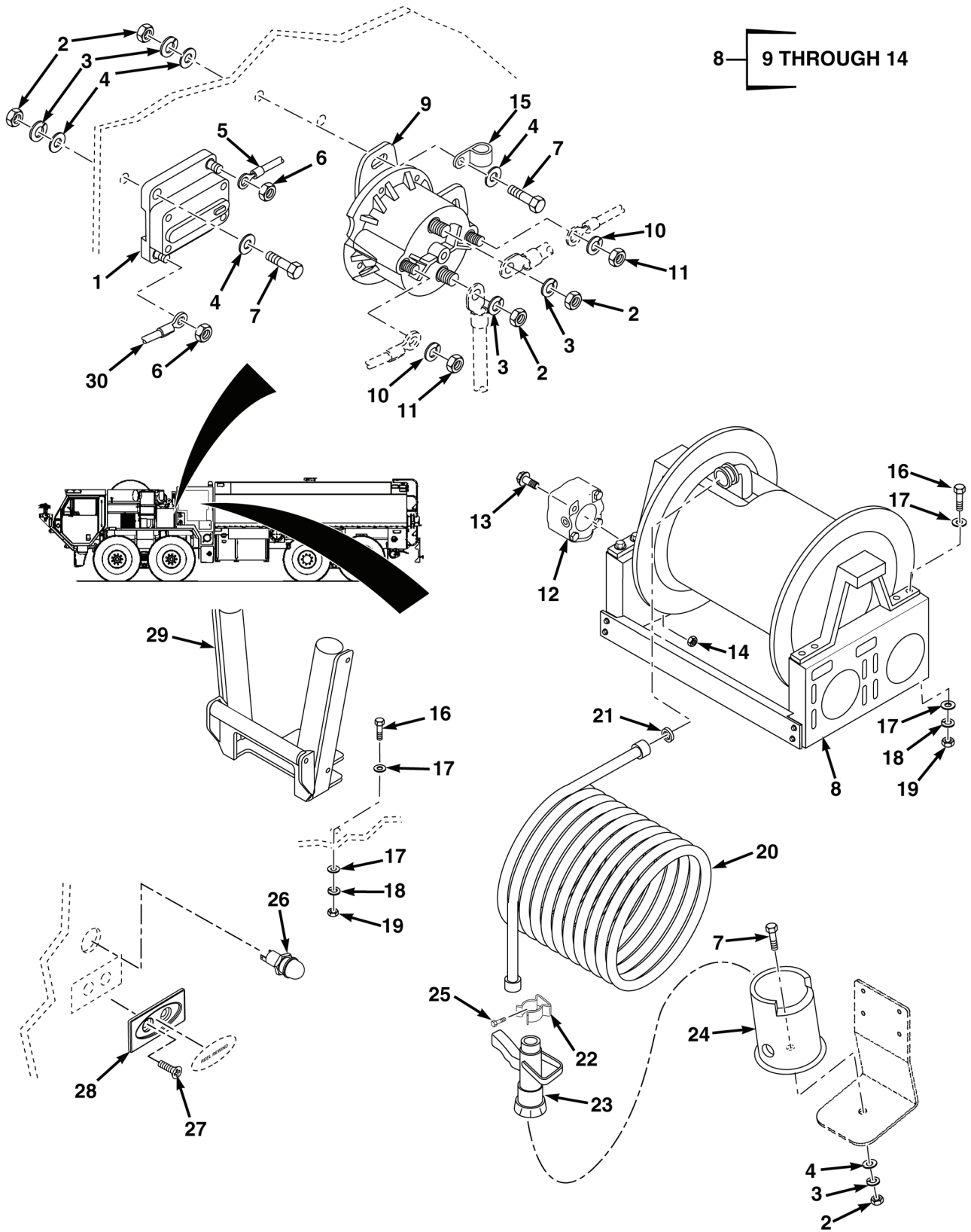


FIG. 40 HOSE REEL CONTROL & INSTALLATION

(1)	(2)	(3)	(4)	(5)	(6)	(7)
ITEM NO.	SMR CODE	NSN	CAGEC	PART NUMBER	DESCRIPTION AND USABLE ON CODES (UOC)	QTY
					GROUP 7626 MISCELLANEOUS ELECTRICAL COMPONENTS FIG. 40 HOSE REEL CONTROL & INSTALLATION	
1	PAFZZ	5925-01-525-4319	5S327	185040F-11	CIRCUIT BREAKER	1
2	PAFZZ	5310-00-997-1888	80205	MS35649-2252	NUT,PLAIN,HEXAGON 1/4-20.	9
3	PAFZZ	5310-00-883-9417	80205	MS35338-158	WASHER,LOCK 1/4.	5
4	PAFZZ	5310-00-582-5677	80205	MS15795-810	WASHER,FLAT 1/4	9
5	PAFZZ	6150-01-517-7804	04664	1296580	CABLE ASSEMBLY SPECIAL.	1
6	PAFZZ	5310-01-066-6759	56878	21NE-040	NUT,SELF-LOCKING HEX,1/4-20 NC. . .	2
7	PAFZZ	5305-00-071-2509	80204	B1821BH025C150N	SCREW,CAP,HEXAGON HEAD,.25-20 x 1.50	5
8	PBFFF		92858	EPF32-21-22-8-LT	REEL,HOSE.	1
9	PAFZZ		92858	9917.0052	. SOLENOID,MOTOR CONTROL AND SWITCH.	1
10	PAFZZ	5310-00-194-9209	96906	MS35336-21	. WASHER,LOCK NO.10	2
11	PAFZZ	5310-01-142-7049	45152	1817HX	. NUT,PLAIN,HEXAGON 10-24	2
12	PAFZZ		30335	P56SX123	. MOTOR,REEL	1
13	PAFZZ	5305-01-145-4003	96906	MS51871-6	. SCREW,TAPPING .25-20X1.125.	4
14	PAFZZ	5310-00-807-1468	80205	MS21042-4	. NUT,SELF-LOCKING EXTENDED WASHER,.25-20	4
15	PAFZZ	5340-01-153-9425	75272	COV-1109Z1	CLAMP,LOOP 3/4	1
16	PAFZZ	5305-00-543-2866	80204	B1821BH038C250N	SCREW,CAP,HEXAGON HEAD,.375-16 x 2.50	10
17	PAFZZ	5310-00-809-8533	96906	MS27183-23	WASHER,FLAT 3/4	20
18	PAFZZ	5310-00-584-7888	96906	MS35338-51	WASHER,LOCK 3/4.	10
19	PAFZZ	5310-00-851-2682	96906	MS35691-17	NUT,PLAIN,HEXAGON .375-16.	10
20	PAFFF		04664	51-2922	HOSE,BOOST 1"X200'	1
21	PAFZZ	5331-00-584-1589	78640	43921	O-RING 1.00 INCH ID	1
22	PAFZZ		00912	PPBK	BRACKET,MOUNTING	1
23	PAFFF		5M752	BL-BGH	NOZZLE.	1
24	PAFZZ		04664	1695040	CUP,NOZZLE.	1
25	PAFZZ	5305-00-057-9602	96906	MS21207-8-10	SCREW,TAPPING .164 x .625.	1
26	PAFZZ	5930-00-132-8283	13445	9280	SWITCH,PUSH	1

(1)	(2)	(3)	(4)	(5)	(6)	(7)
ITEM NO.	SMR CODE	NSN	CAGEC	PART NUMBER	DESCRIPTION AND USABLE ON CODES (UOC)	QTY
27	PAFZZ	5305-00-052-6872	80205	MS24627-49	SCREW,TAPPING 10-24X.625	2
28	PAFZZ	2590-01-517-3439	04664	1091733-0014	BEZEL,AUTOMOTIVE	1
29	PBFFF		04664	1663794	ROLLER,PRECONNECT	1
30	PAFZZ		18179	1709233	CABLE ASSEMBLY,#6 132.00 INCHES..	1

END OF FIGURE

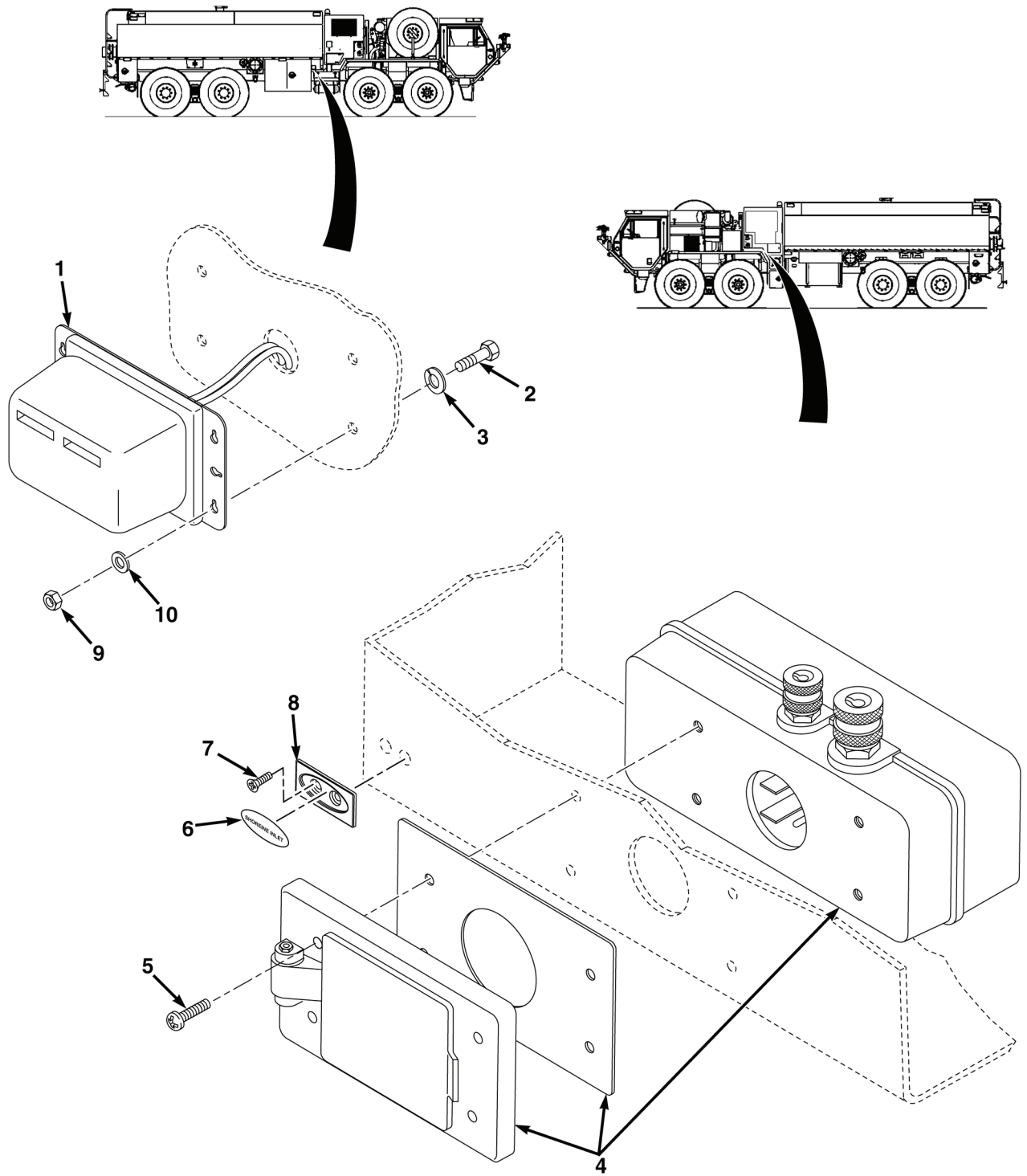


FIG. 41 SHORELINE INLET RECEPTACLE (SHEET 1 OF 2)

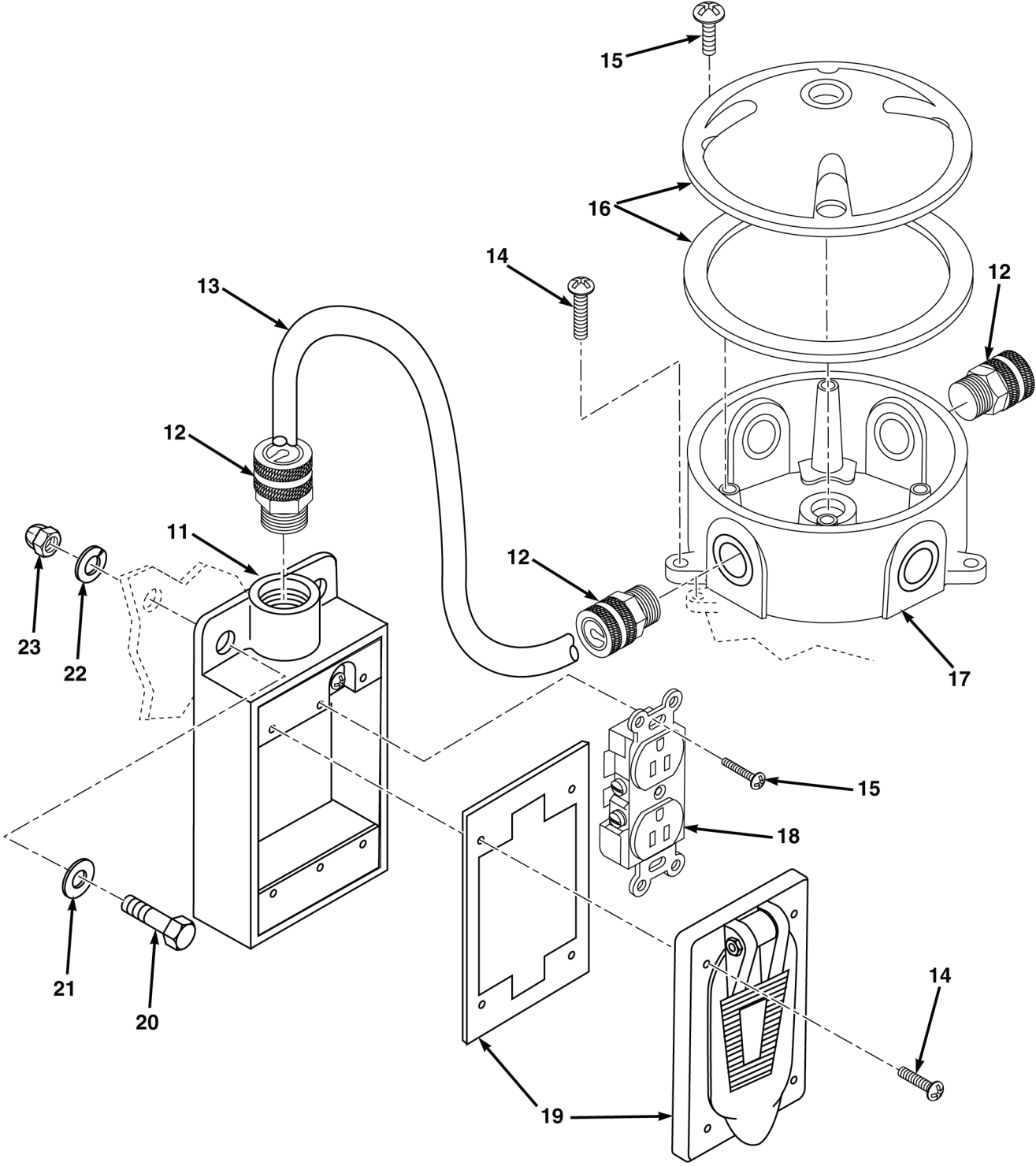


FIG. 41 SHORELINE INLET RECEPTACLE (SHEET 2 OF 2)

(1)	(2)	(3)	(4)	(5)	(6)	(7)
ITEM NO.	SMR CODE	NSN	CAGEC	PART NUMBER	DESCRIPTION AND USABLE ON CODES (UOC)	QTY
GROUP 7626 MISCELLANEOUS ELECTRICAL COMPONENTS						
FIG. 41 SHORELINE INLET RECEPTACLE						
1	PAFZZ		1YNE9	DUAL PRO 15X2	CHARGER,DUAL PRO	1
2	PAFZZ	5305-00-068-0502	00365	F98	SCREW,CAP,HEXAGON HEAD,1/4-20 X 3/4 NC	4
3	PAFZZ	5310-00-883-9417	80205	MS35338-158	WASHER,LOCK 1/4-20	4
4	PAFZZ	5935-01-517-8969	04664	1325472-0001	CONNECTOR,RECEPTACL	1
5	PAFZZ	5305-00-984-5678	96906	MS35206-298	SCREW,MACHINE	4
6	PAFZZ		1JWQ8	1116482-0003	TAG-O,SHORELINE INLET	1
7	PAFZZ	5305-00-052-6872	80205	MS24627-49	SCREW,TAPPING 10-24 x .625	2
8	PAFZZ	2590-01-517-3439	04664	1091733-0014	BEZEL,AUTOMOTIVE	1
9	PAFZZ	5310-01-066-6759	56878	21NE-040	NUT,SELF-LOCKING HEX,1/4-20 NC	4
10	PAFZZ	5310-00-582-5677	80205	MS15795-810	WASHER,FLAT 1/4	8
11	PAFZZ	5975-01-008-6886	03743	FS-1-50-A	CONDUIT OUTLET	1
12	PAFZZ	5975-01-283-8699	05574	SHC-1024	BOX,CONNECTOR ELECTRICAL	3
13	MFFZZ		04664	640053-0050	CABLE MAKE FROM CABLE P/N 4A-1203-PRC, CAGE 8X646, 50 INCH	1
14	PAFZZ	5305-00-050-9233	96906	MS51957-67	SCREW,MACHINE #10-24 X 1	6
15	PAFZZ	5305-00-003-9252	96906	MS51851-66	SCREW,TAPPING #10-24 X 3/4	6
16	PAFZZ		04664	63-0348	COVER	1
17	PAFZZ		52081	WPRB35	BOX,SPLICE	1
18	PAFZZ		05574	HBL5252	RECEPTACLE 125V,15A,3W.	1
19	PAFZZ	5975-01-052-1433	74545	HBL5221	PLATE,WALL,ELECTRIC OUTLET	1
20	PAFZZ	5305-00-071-1318	96906	MS51957-83	SCREW,MACHINE	2
21	PAFZZ	5310-01-103-6042	96906	MS51412-4	WASHER,FLAT	2
22	PAFZZ	5310-00-883-9417	80205	MS35338-158	WASHER,LOCK.	2
23	PAFZZ	5310-00-984-3805	58536	AA55629-5	NUT,PLAIN,CAP	2
END OF FIGURE						

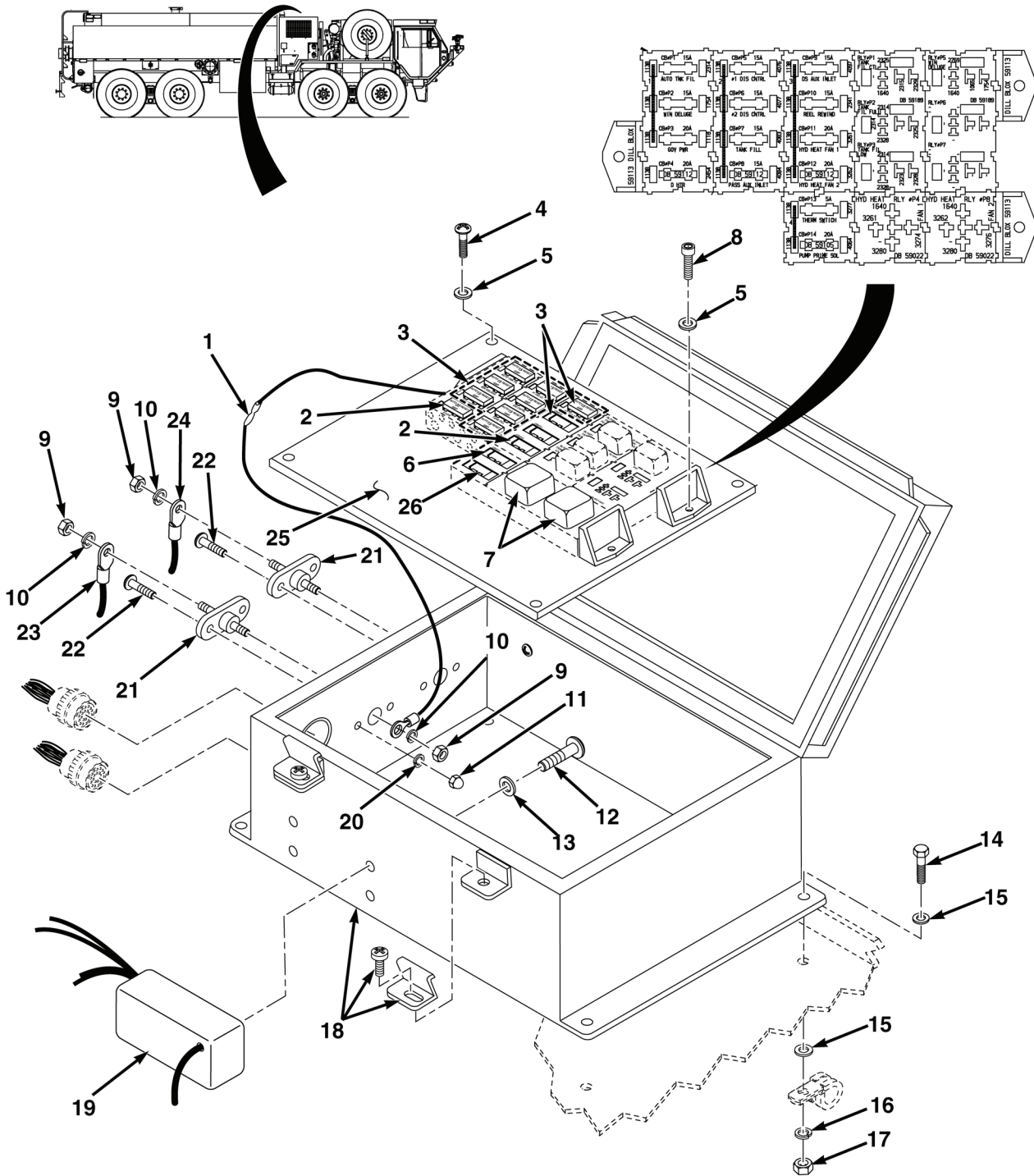


FIG. 42 ELECTRICAL GROUP, POWER DISTRIBUTION

(1)	(2)	(3)	(4)	(5)	(6)	(7)
ITEM NO.	SMR CODE	NSN	CAGEC	PART NUMBER	DESCRIPTION AND USABLE ON CODES (UOC)	QTY
					GROUP 7626 MISCELLANEOUS ELECTRICAL COMPONENTS	
					FIG. 42 ELECTRICAL GROUP, POWER DISTRIBUTION	
1	PAFZZ	5961-01-518-0263	04664	64-0425	SEMICONDUCTOR DEVICE.....	2
2	PAFZZ	5925-01-517-6602	58723	1771-2032	CIRCUIT BREAKER AUT 20A.....	5
3	PAFZZ	5925-01-517-6372	58723	1771-1522	CIRCUIT BREAKER AUT 15A.....	8
4	PAFZZ	5305-00-050-9231	96906	MS51957-65	SCREW,MACHINE 10-24 X 3/4 NC.....	4
5	PAFZZ	5310-00-809-8544	96906	MS27183-7	WASHER,FLAT #10.....	5
6	PAFZZ		04664	64-2299-0005	CIRCUIT BREAKER AUT 5A.....	1
7	PAFZZ	5945-12-159-7938	D8015	0332204204	RELAY,ELECTROMAGNET.....	2
8	PAFZZ		39428	92610A245	SCREW,CAP,SOCKET 10-24 X 3/4.....	3
9	PAFZZ	5310-00-997-1888	80205	MS35649-2252	NUT,PLAIN,HEXAGON.....	4
10	PAFZZ	5310-00-883-9417	80205	MS35338-158	WASHER,LOCK 1/4-20.....	4
11	PAFZZ	5310-01-395-0148	65664	ANNY-1024-9-M	NUT,PLAIN,CAP.....	4
12	PAFZZ	5305-00-054-6670	96906	MS51957-45	SCREW,MACHINE 8-32 x 1/2 UNC.....	4
13	PAFZZ	5310-00-823-8804	96906	MS27183-9	WASHER,FLAT 1/4.....	9
14	PAFZZ	5305-00-725-2317	80204	B1821BH038C150N	SCREW,CAP,HEXAGON HEAD,375-16 x 1.50.....	4
15	PAFZZ	5310-00-080-6004	96906	MS27183-14	WASHER,FLAT 3/8.....	8
16	PAFZZ	5310-00-180-0277	80205	MS35333-76	WASHER,LOCK 3/8.....	4
17	PAFZZ	5310-01-156-7704	96906	MS16286-3	NUT,PLAIN,HEXAGON 3/8.....	4
18	PFFZZ		05574	B-12105CH	BOX,JUNCTION.....	1
19	PAFZZ	6680-01-518-0523	04664	1000736	SWITCH,LIQUID LEVEL.....	1
20	PAFZZ	5310-00-933-8122	96906	MS35338-159	WASHER,LOCK 5/16.....	4
21	PAFZZ	5340-01-518-1252	04664	30705	BLOCK,TERMINAL.....	2
22	PAFZZ	5305-00-050-9229	96906	MS51957-63	SCREW,MACHINE 1/4-20 X 1/2 NC.....	4
23	PAFZZ		18179	1709231	CABLE ASSEMBLY,#6 116.00 INCHES ..	1
24	PAFZZ		18179	1709227	CABLE ASSEMBLY,#4 96.00 INCHES ..	1
25	PFFZZ		05574	P-1210	PANEL,SUB.....	1
26	PAFZZ	5945-01-484-7194	53867	0332207402	RELAY,ELECTROMAGNET.....	4
END OF FIGURE						

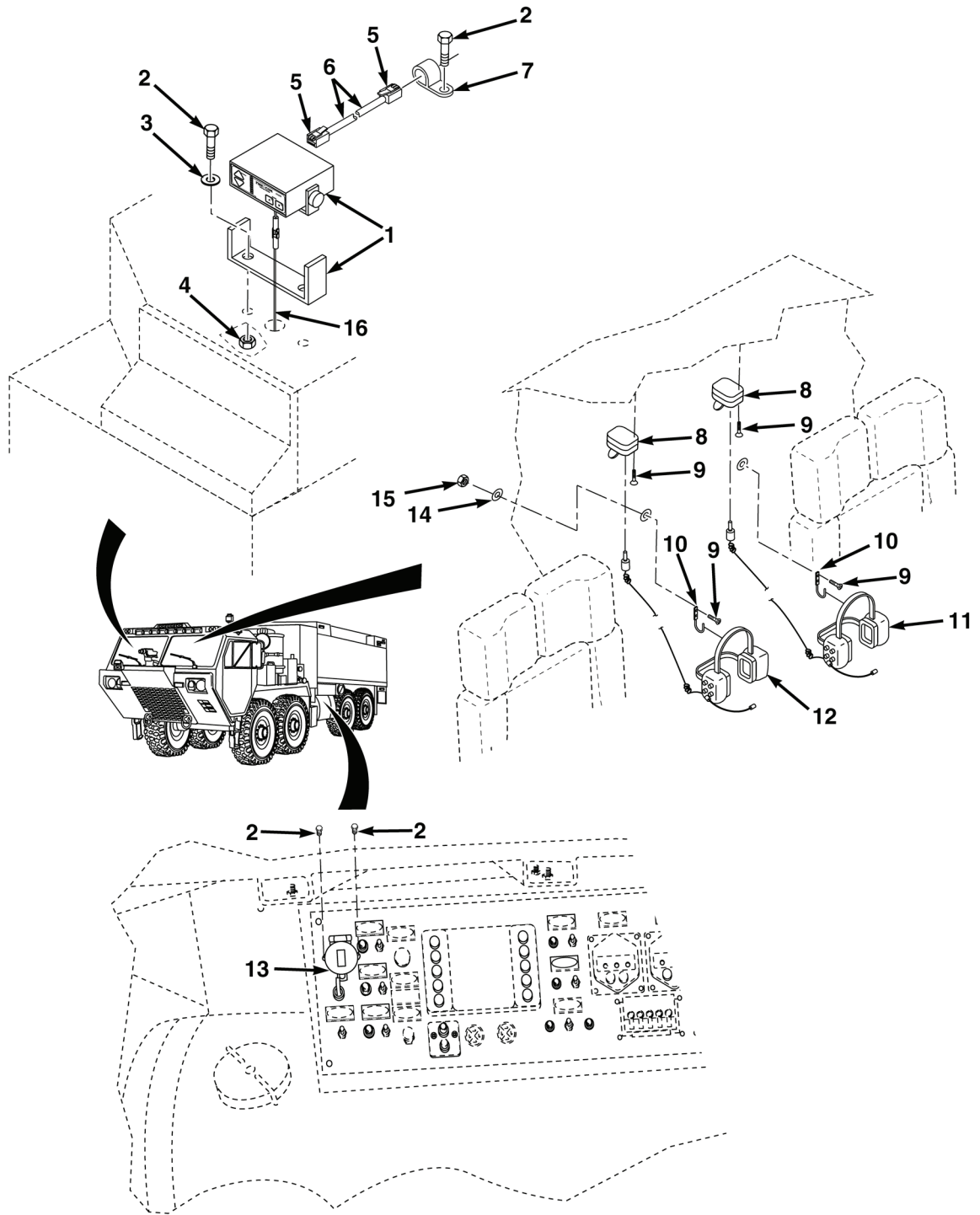


FIG. 43 INTERCOM ASSEMBLY (SHEET 1 OF 2)

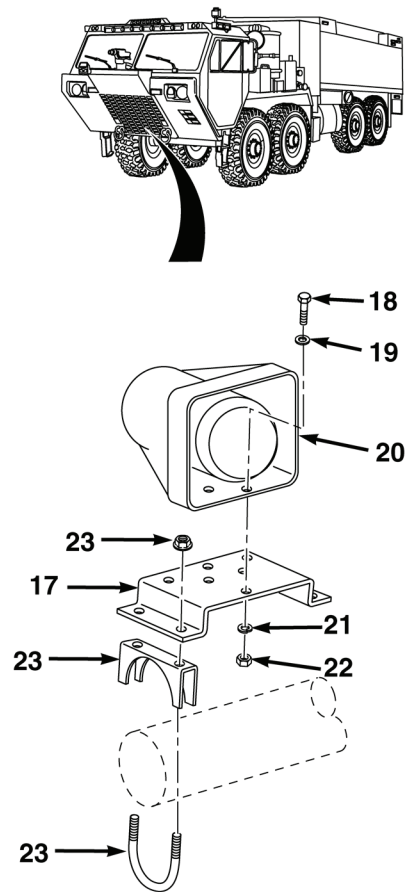


FIG. 43 INTERCOM ASSEMBLY (SHEET 2 OF 2)

(1)	(2)	(3)	(4)	(5)	(6)	(7)
ITEM NO.	SMR CODE	NSN	CAGEC	PART NUMBER	DESCRIPTION AND USABLE ON CODES (UOC)	QTY
GROUP 7626 MISCELLANEOUS ELECTRICAL COMPONENTS						
FIG. 43 INTERCOM ASSEMBLY						
1	PAFZZ		0SEA5	3020	INTERCOM	1
2	PAFZZ	5305-00-984-6214	80205	MS35206-267	SCREW,MACHINE 10-24X1.00.	14
3	PAFZZ	5310-01-517-4200	04664	82-1017-001	WASHER,FLAT 10-24	2
4	PAFZZ	5310-00-807-1466	80205	MS21042-08	NUT,SELF-LOCKING 10-24 NC	2
5	PAFZZ		0SEA5	RJ-12	CONNECTOR,MODULAR	5
6	MFFZZ		04664	1135539-0120	CABLE,INTERCOM MAKE FROM CABLE P/N 108-0100-00, CAGE 0SEA5, 120 INCH	1
7	PAFZZ	5340-01-153-9425	75272	COV-1109Z1	CLAMP,LOOP 3/4	10
8	PAFZZ		0SEA5	HM-10	INTERCOM,REMOTE MODULE	2
9	PAFZZ	5305-00-052-6871	80205	MS24627-48	SCREW,TAPPING	10
10	PAFZZ		0SEA5	HGR-1	HANGER,HEADSET	2
11	PAFZZ		0SEA5	105-0192-00	HEADSET,INTERCOM	1
12	PAFZZ		0SEA5	105-0196-00	HEADSET,INTERCOM	1
13	PAFZZ		0SEA5	PP-20	INTERCOM,REMOTE MODULE	1
14	PAFZZ	5310-00-019-0669	80205	MS35333-105	WASHER,LOCK NO.6	2
15	PAFZZ	5310-00-934-9747	80205	MS35649-262	NUT,PLAIN,HEXAGON NO.6	2
16	PAFZZ		0SEA5	110-5101-30	CABLE,RADIO 20 FOOT	1
17	PFFZZ		04664	1215641	BRACKET,MOUNTING SIREN SPEAKER	1
18	PAFZZ	5305-00-071-2055	80204	B1821BH044C150N	SCREW,CAP,HEXAGON HEAD, .4375-14 X 1.500	5
19	PAFZZ	5310-00-809-4061	96906	MS27183-15	WASHER,FLAT 7/16	5
20	PAFZZ	5965-01-517-4911	66461	PB100B	LOUDSPEAKER PERMANENT.	1
21	PAFZZ	5310-00-019-0669	80205	MS35333-105	WASHER,LOCK .138.	5
22	PAFZZ	5310-00-880-8189	96906	MS51967-11	NUT,PLAIN,HEXAGON 7/16	5
23	PAFZZ	5340-01-244-4707	04664	80-6006	CLAMP,LOOP	2
END OF FIGURE						

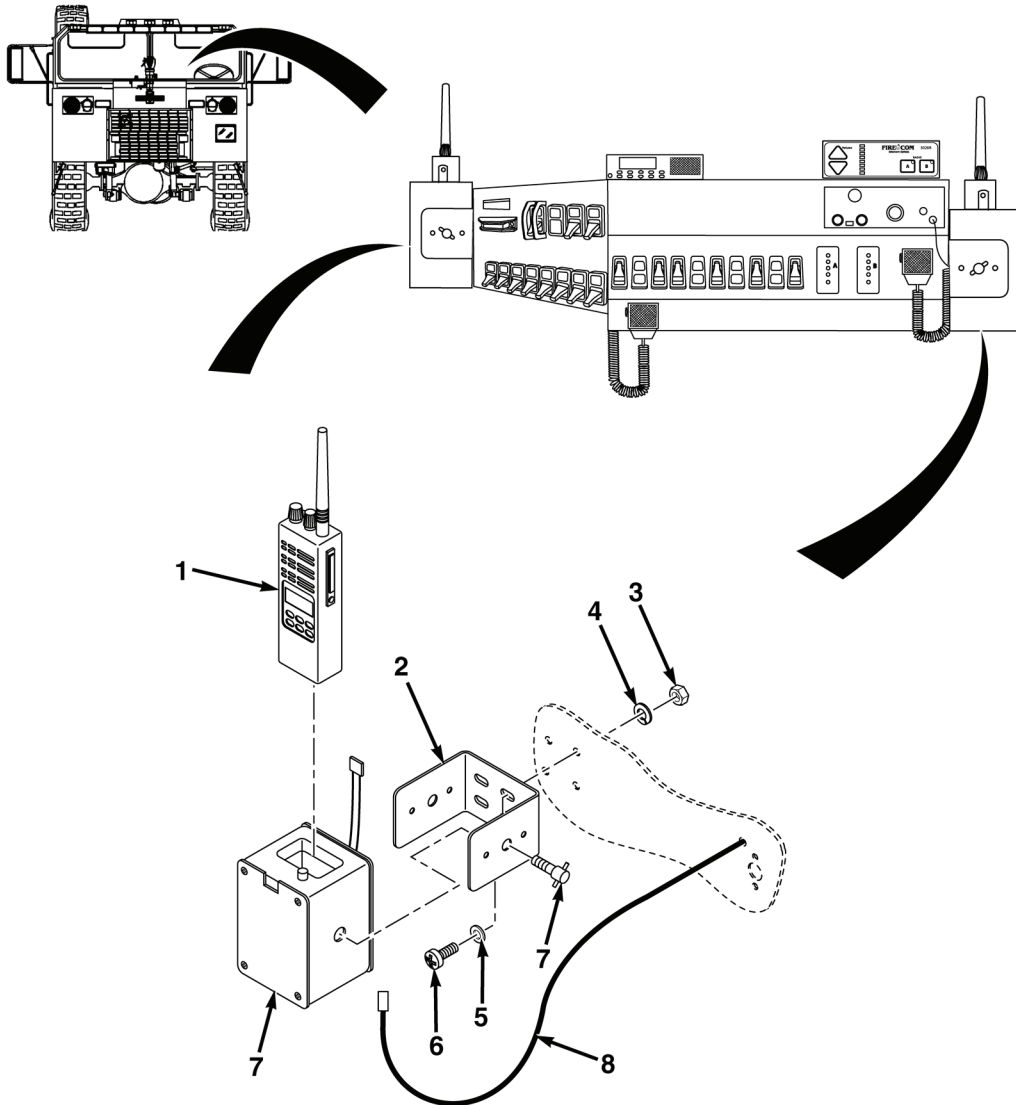


FIG. 44 RADIO ASSEMBLY AND MOUNTING INSTALLATION

(1)	(2)	(3)	(4)	(5)	(6)	(7)
ITEM NO.	SMR CODE	NSN	CAGEC	PART NUMBER	DESCRIPTION AND USABLE ON CODES (UOC)	QTY
					GROUP 7626 MISCELLANEOUS ELECTRICAL COMPONENTS	
					FIG. 44 RADIO ASSEMBLY AND MOUNTING INSTALLATION	
1	PAFZZ	5820-01-518-2921	0B1A3	HT1250	RECEIVER TRANSMITTER	2
2	PFFZZ		04664	1394889	BRACKET,MOUNTING HAND HELD RADIO	2
3	PAFZZ	5310-00-474-3798	58536	MS24679-7	NUT,PLAIN,CAP	8
4	PAFZZ	5310-00-869-9576	96906	MS35338-157	WASHER,LOCK.	8
5	PAFZZ	5310-00-765-3197	96906	MS27183-41	WASHER,FLAT	8
6	PAFZZ	5305-00-050-9226	96906	MS51957-60	SCREW,MACHINE 10-24 X 5/16 NC. . . .	8
7	PAFZZ		78205	RLN5233A	CHARGER,BATTERY MOTOROLA	2
8	PAFZZ		00KN3	3080384N09	CABLE ASSEMBLY FUSED POWER . . .	1
					END OF FIGURE	

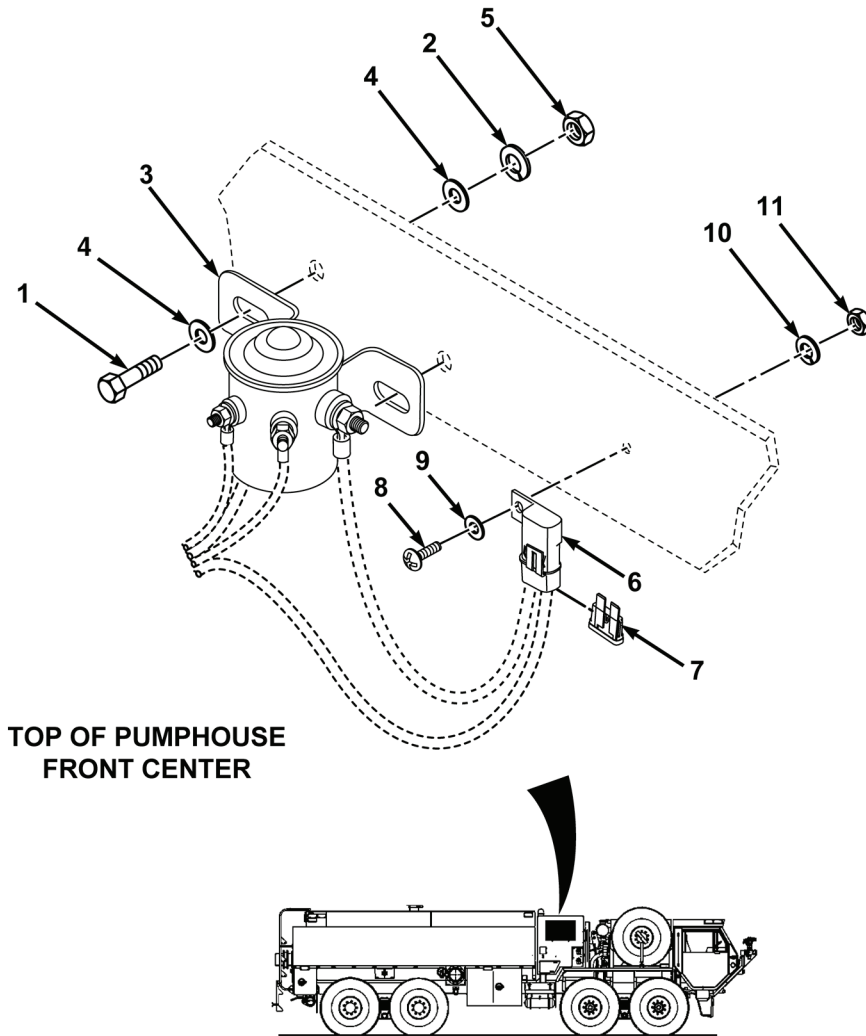


FIG. 45 MOTOR CONTROL SOLENOID

(1)	(2)	(3)	(4)	(5)	(6)	(7)
ITEM NO.	SMR CODE	NSN	CAGEC	PART NUMBER	DESCRIPTION AND USABLE ON CODES (UOC)	QTY
					GROUP 7626 MISCELLANEOUS ELECTRICAL COMPONENTS	
					FIG. 45 MOTOR CONTROL SOLENOID	
1	PAFZZ	5305-01-531-6772	39428	92316A624	SCREW,CAP,HEXAGON HEAD, 3/8-16X1.00	2
2	PAFZZ	5310-00-926-5877	96906	MS35338-160	WASHER,LOCK 3/8.	2
3	PAFZZ	5945-00-081-9491	13445	24063	RELAY,ELECTROMAGNET 24 VOLT ...	1
4	PAFZZ	5310-00-080-6004	96906	MS27183-14	WASHER,FLAT 3/8	2
5	PAFZZ	5310-01-156-7704	96906	MS16286-3	NUT,PLAIN,HEXAGON 3/8-16, G8	2
6	PAFZZ	5920-01-543-3350	75915	MAH1	FUSEHOLDER,RECEPTAC	1
7	PAFZZ	5920-00-131-9915	81349	F02A32V20A	FUSE,CARTRIDGE 20A	1
8	PAFZZ	5305-00-988-1727	80205	MS35206-283	SCREW,MACHINE .25-20X1.00	1
9	PAFZZ	5310-00-823-8804	96906	MS27183-9	WASHER,FLAT .25	1
10	PAFZZ	5310-00-883-9417	80205	MS35338-158	WASHER,LOCK .25.	1
11	PAFZZ	5310-00-997-1888	80205	MS35649-2252	NUT,PLAIN,HEXAGON 1/4-20.	1
					END OF FIGURE	

7 — 8 THROUGH 17

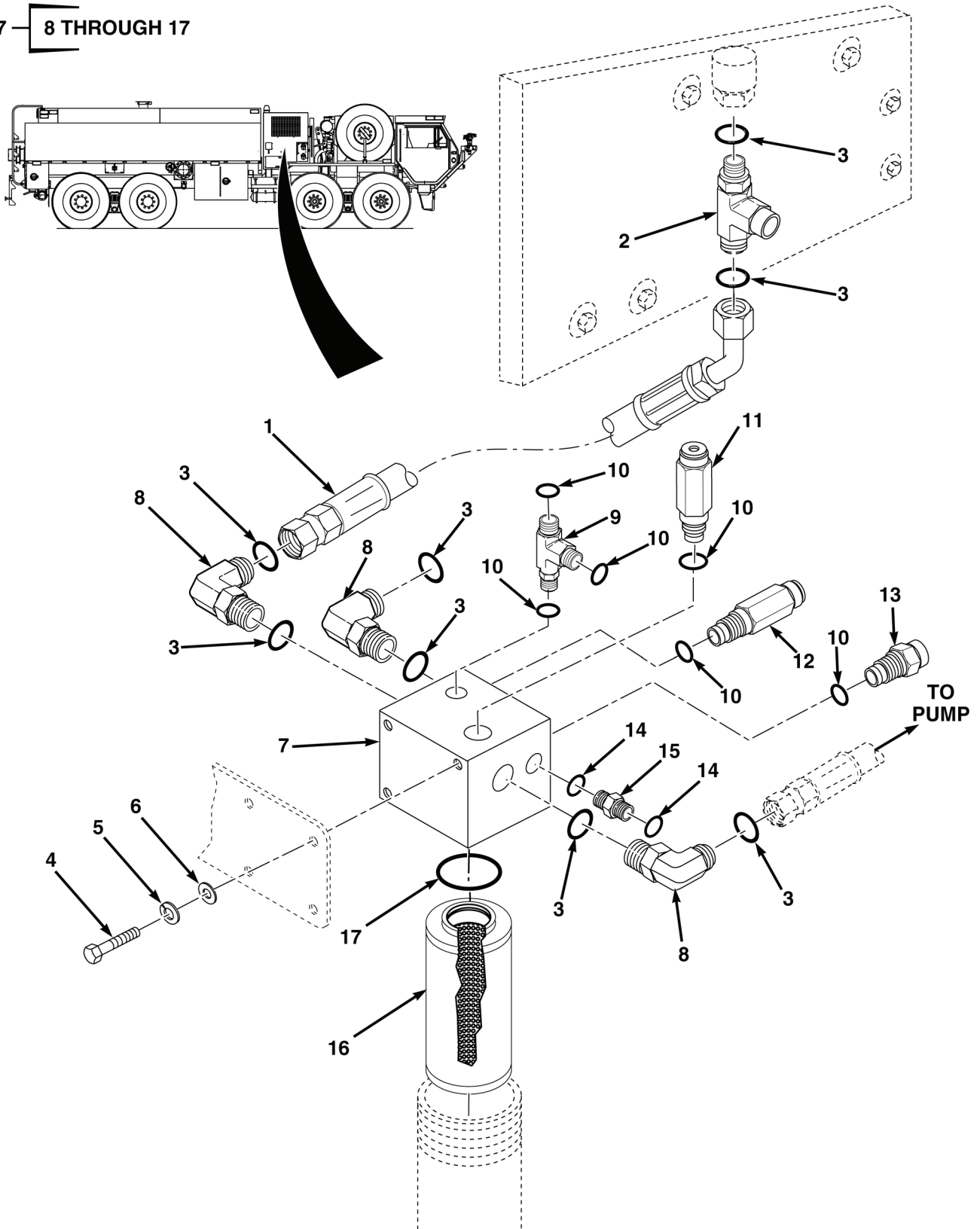


FIG. 46 FILTER MANIFOLD ASSEMBLY

(1)	(2)	(3)	(4)	(5)	(6)	(7)
ITEM NO.	SMR CODE	NSN	CAGEC	PART NUMBER	DESCRIPTION AND USABLE ON CODES (UOC)	QTY
					GROUP 7626 MISCELLANEOUS ELECTRICAL COMPONENTS	
					FIG. 46 FILTER MANIFOLD ASSEMBLY	
1	PAFZZ		1ET59	205091203-104	HOSE,FILTER T1 TO COOLER.	1
2	PAFZZ		1NYJ9	7015-56-14	CONTROL,FLOW	1
3	PAFZZ	5331-00-251-8839	81343	MS28778-12	O-RING 3/4	8
4	PAFZZ	5305-00-680-4262	80205	MS35308-360	SCREW,CAP,HEXAGON HEAD, 3/8-24 x 1.00	3
5	PAFZZ	5310-00-926-5877	96906	MS35338-160	WASHER,LOCK 3/8.....	3
6	PAFZZ	5310-01-073-7031	96906	MS51859-8	WASHER,FLAT 3/8	3
7	PFFZZ		1ET59	205091203-51-A	MANIFOLD,FILTER	1
8	PAFZZ	4730-00-278-3862	96906	MS51504B12	. ELBOW,PIPE TO TUBE.....	3
9	PAFZZ		01276	4716X4	. TEE,STRAIGHT	1
10	PAFZZ	5331-00-805-2966	81343	MS28778-4	. O-RING 1/4	5
11	PAFZZ		1ET59	RV10-26H-0-N-15/15	. VALVE,RELIEF.	1
12	PAFZZ		1ET59	RV10-26H-0-N-4/3.5	. VALVE,RELIEF.	1
13	PAFZZ		1ET59	FR08-20F-0-N-1.0	. FLOW CONTROL	1
14	PAFZZ	5331-00-804-5695	81343	MS28778-6	. O-RING 3/8	2
15	PAFZZ	4730-00-278-3725	81343	6-6 140137C	. NIPPLE,PIPE 3/8X3/8	1
16	PAFZZ		1ET59	0240D010BHNC	. FILTER,ELEMENT	1
17	PAFZZ	5331-00-285-9847	81343	MS28778-32	. O-RING	1
END OF FIGURE						

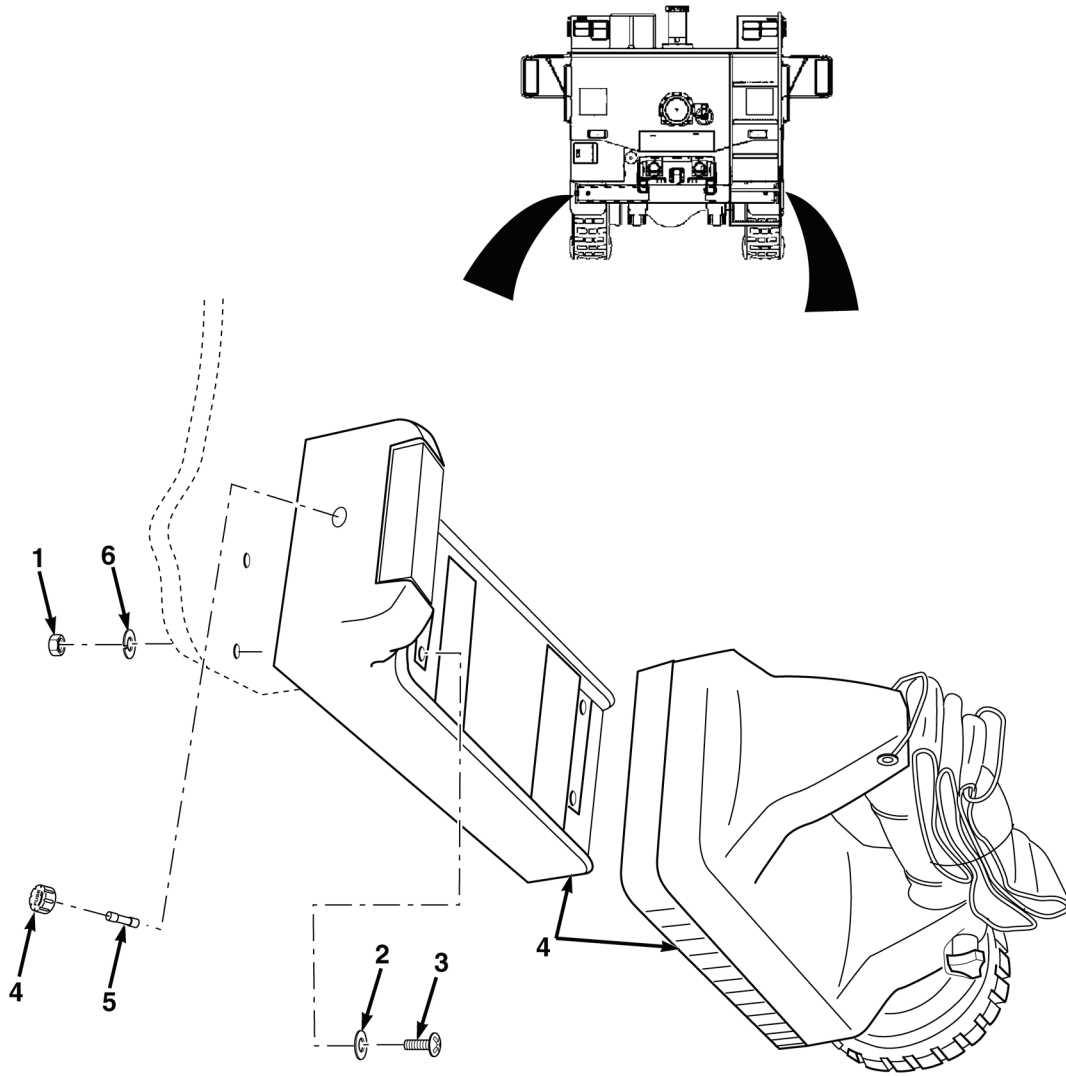


FIG. 47 STREAMLIGHT

(1)	(2)	(3)	(4)	(5)	(6)	(7)
ITEM NO.	SMR CODE	NSN	CAGEC	PART NUMBER	DESCRIPTION AND USABLE ON CODES (UOC)	QTY
					GROUP 7626 MISCELLANEOUS ELECTRICAL COMPONENTS	
					FIG. 47 STREAMLIGHT	
1	PAFZZ	5310-01-283-4637	96906	MS24679-23	NUT,PLAIN,CAP 1/4	8
2	PAFZZ	5310-00-582-5677	80205	MS15795-810	WASHER,FLAT 1/4	8
3	PAFZZ	5305-00-988-1727	80205	MS35206-283	SCREW,MACHINE 1/4-20 x 1.00	8
4	PAFZZ	6230-01-516-9420	56654	45451	SPOTLIGHT	2
5	PAFZZ	5920-00-280-4960	81349	F02A250V2A	. FUSE,CARTRIDGE	1
6	PAFZZ	5310-00-883-9417	80205	MS35338-158	WASHER,LOCK .25	8
					END OF FIGURE	

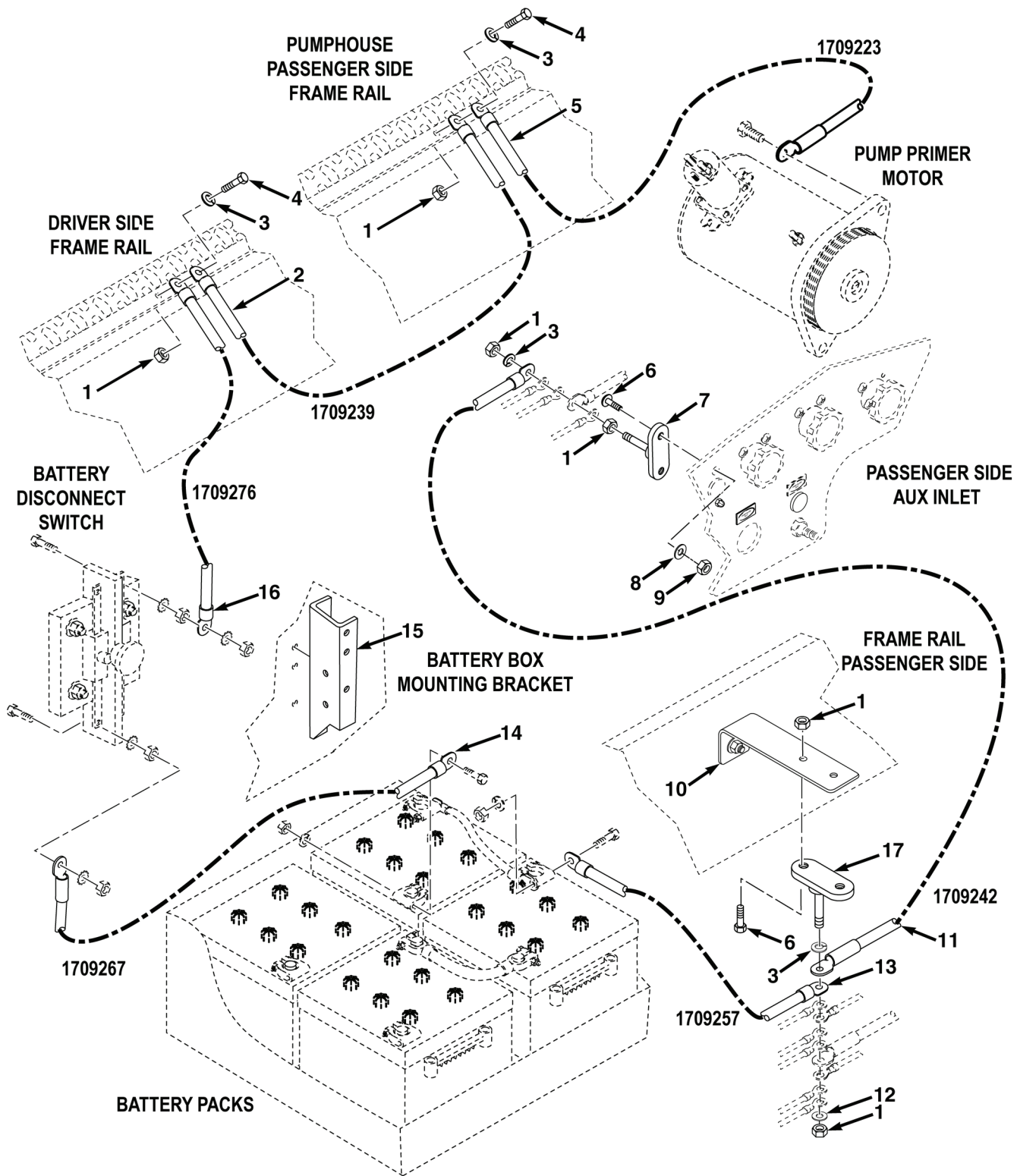


FIG. 48 CABLE ASSEMBLIES

(1)	(2)	(3)	(4)	(5)	(6)	(7)
ITEM NO.	SMR CODE	NSN	CAGEC	PART NUMBER	DESCRIPTION AND USABLE ON CODES (UOC)	QTY
					GROUP 7626 MISCELLANEOUS ELECTRICAL COMPONENTS	
					FIG. 48 CABLE ASSEMBLIES	
1	PAFZZ	5310-00-851-2682	96906	MS35691-17	NUT,PLAIN,HEXAGON .375-16.	7
2	PAFZZ		18179	1709239	CABLE ASSEMBLY,#1 168.00 INCHES .	1
3	PAFZZ	5310-00-926-5877	96906	MS35338-160	WASHER,LOCK 3/8.	3
4	PAFZZ	5305-00-984-5691	80205	MS35206-311	SCREW,MACHINE 3/8-16 x 1.00	2
5	PAFZZ		18179	1709223	CABLE ASSEMBLY,#4 48.00 INCHES . .	1
6	PAFZZ	5305-00-988-1727	80205	MS35206-283	SCREW,MACHINE 1/4-20 x 1.00	4
7	PAFZZ		0EUT9	0000-0001	BLOCK,TERMINAL	1
8	PAFZZ	5310-00-823-8804	96906	MS27183-9	WASHER,FLAT 1/4	2
9	PAFZZ	5310-00-851-2674	96906	MS35691-1	NUT,PLAIN,HEXAGON 1/4-20.	2
10	PFFZZ		04664	1288504	BRACKET,WIRE HARNES	13
11	PAFZZ		18179	1709242	CABLE ASSEMBLY,#1 120.00 INCHES .	1
12	PAFZZ	5310-00-080-6004	96906	MS27183-14	WASHER,FLAT 3/8	1
13	PAFZZ		18179	1709257	CABLE ASSEMBLY,#1 84.00 INCHES . .	1
14	PAFZZ		18179	1709267	CABLE ASSEMBLY,#1 96.00 INCHES . .	1
15	PFFZZ		04664	1183921	BRACKET,BATTERY BOX,DRIVER SIDE	1
16	PAFZZ		18179	1709276	CABLE ASSEMBLY,#1 132.00 INCHES .	1
17	PAFZZ	2920-01-518-1329	0FXW9	TSD-240-7000	TERMINAL BLOCK ELECTRICAL.	1
END OF FIGURE						

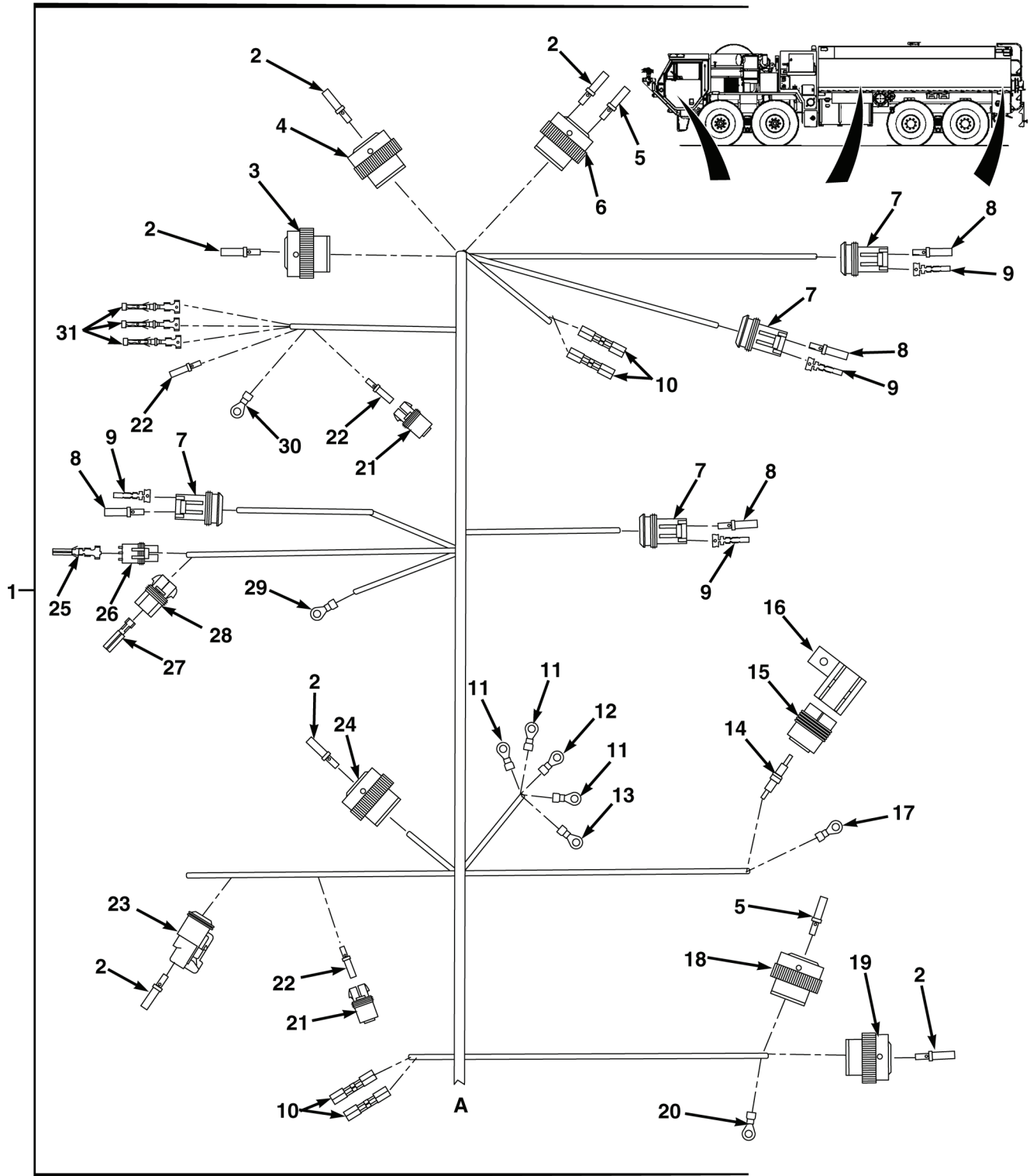


FIG. 49 HARNESS ASSEMBLY, MAIN (SHEET 1 OF 3)

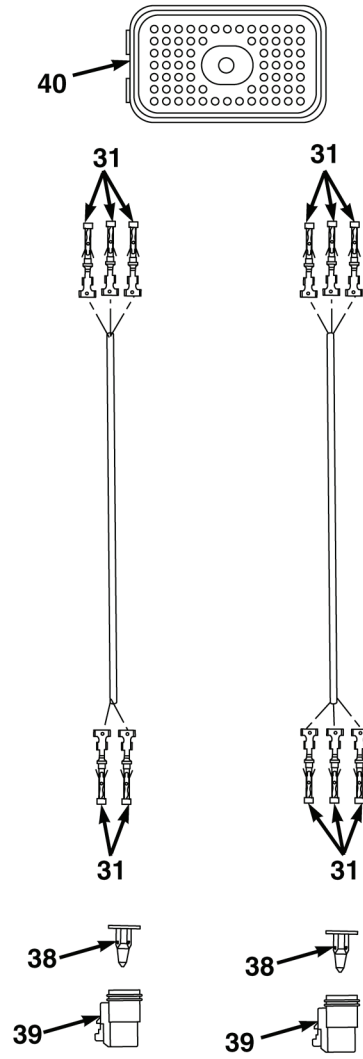


FIG. 49 HARNESS ASSEMBLY, MAIN (SHEET 3 OF 3)

(1)	(2)	(3)	(4)	(5)	(6)	(7)
ITEM NO.	SMR CODE	NSN	CAGEC	PART NUMBER	DESCRIPTION AND USABLE ON CODES (UOC)	QTY
					GROUP 7626 MISCELLANEOUS ELECTRICAL COMPONENTS FIG. 49 HARNESS ASSEMBLY, MAIN	
1	PFFFF		04664	64-4501-H002	HARNESS,MAIN	1
2	PAFZZ	5999-01-372-4955	11139	5962-202-16141	. CONTACT,ELECTRICAL 16-14, SOCKET, #15.	89
3	PAFZZ	5935-01-519-1190	11139	HDP26-24-23SN	. CONNECTOR,PLUG ELECTRICAL . . .	1
4	PAFZZ	5935-01-517-5349	11139	HDP26-24-21SN	. CONNECTOR,PLUG ELECTRICAL . . .	1
5	PAFZZ		11139	1060-12-0166PS	. CONTACT,ELECTRICAL 14-12 GA, SOCKET,#12	29
6	PAFZZ		11139	HDP26-24-19SE	. CONNECTOR,PLUG ELECTRICAL . . .	1
7	PAFZZ	5935-01-508-1750	00779	282087-1	. CONNECTOR BODY PLUG	1
8	PAFZZ	5999-01-452-9967	00779	171639-1	. CONTACT,ELECTRICAL 20-16 GA, SOCKET	18
9	PAFZZ		00779	282110-1	. CONTACT,ELECTRICAL	24
10	PAFZZ	5940-00-636-6363	1NJK8	YSV14	. SPLICE,CONDUCTOR 16-14 GA,BUTT	10
11	PAFZZ	5940-00-682-2445	96906	MS25036-158	. TERMINAL,LUG 12-10 GA,RING,1/2. . .	3
12	PAFZZ		00779	320745	. TERMINAL,LUG 16-14 GA,RING,7/16. .	1
13	PAFZZ	5940-00-815-4825	00779	34160	. TERMINAL,LUG 8 GA,RING,1/2	1
14	PAFZZ	5920-00-090-8396	19200	11746479	. FUSEHOLDER INLINE	2
15	PAFZZ	5935-01-336-7622	77060	1203 3769	. CONNECTOR BODY PLUG	1
16	PAFZZ	5935-01-337-0288	64678	1208-9272	. DUMMY CONNECTOR RECEPTACLE .	1
17	PAFZZ	5940-00-113-9826	81343	MS25036-114	. TERMINAL,LUG 3/8,RING.	1
18	PAFZZ		11139	HDP26-24-16SE	. CONNECTOR,PLUG ELECTRICAL . . .	2
19	PAFZZ	5935-01-519-1190	11139	HDP26-24-23SN	. CONNECTOR,PLUG ELECTRICAL . . .	1
20	PAFZZ	5940-00-114-1305	81343	MS25036-116	. TERMINAL,LUG 8 GA,1/4,RING	1
21	PAFZZ	5935-01-214-4163	22785	12010973	. CONNECTOR BODY,PLUG PLUG	2
22	PAFZZ	5999-01-406-4110	77060	12124582	. CONTACT,ELECTRICAL 16-14 GA, MALE	5
23	PAFZZ		11139	DT06-2S-P012	. CONNECTOR,PLUG ELECTRICAL . . .	1
24	PAFZZ		11139	HDP26-24-31ST	. CONNECTOR RECEPTACLE	1
25	PAFZZ	5999-01-214-9682	45152	1624090	. CONTACT,ELECTRICAL FEMALE	2
26	PAFZZ	5935-01-214-5259	77060	12015792	. CONNECTOR BODY,PLUG.	1
27	PAFZZ	5940-01-469-7988	0FW39	12421926	. TERMINAL,STUD 16-14 GA,FEMALE .	2
28	PAFZZ	5935-01-308-7866	77060	15300027	. CONNECTOR BODY PLUG	1
29	PAFZZ	5940-00-143-4794	81343	MS25036-112	. TERMINAL,LUG NO.10,RING	1
30	PAFZZ	5940-00-113-9828	96906	MS25036-148	. TERMINAL,LUG NO.6,RING	1
31	PAFZZ	5999-00-150-4726	00779	66101-3	. CONTACT,ELECTRICAL	13

(1)	(2)	(3)	(4)	(5)	(6)	(7)
ITEM NO.	SMR CODE	NSN	CAGEC	PART NUMBER	DESCRIPTION AND USABLE ON CODES (UOC)	QTY
32	PAFZZ	5940-01-342-3883	77060	1201 5857	. TERMINAL,QUICK DISCONNECT, 18-14,FEMALE SLIDE,,250	2
33	PAFZZ	5995-01-518-1330	77326	52-627	. LEAD SET,ELECTRICAL 16-18,PIN ...	3
34	PAFZZ	5935-01-517-6605	77326	52-625	. SHELL,ELECTRICAL	1
35	PAFZZ	5975-01-518-9783	77326	52-626	. CABLE NIPPLE ELECTRICAL	1
36	PAFZZ	5999-01-286-5843	12361	7-689-000797	. CONTACT,ELECTRICAL 14-12,PIN. ...	11
37	PAFZZ		11139	HDP24-24-16PE	. CONNECTOR RECEPTACLE	1
38	PAFZZ		11139	W3S-P012	. LOCK,SECONDARY	2
39	PAFZZ		11139	DT06-3S-EP11	. CONNECTOR BODY,PLUG ELECTRICAL	2
40	PAFZZ		005K6	4000942	CONNECTOR,70-PIN	1

END OF FIGURE

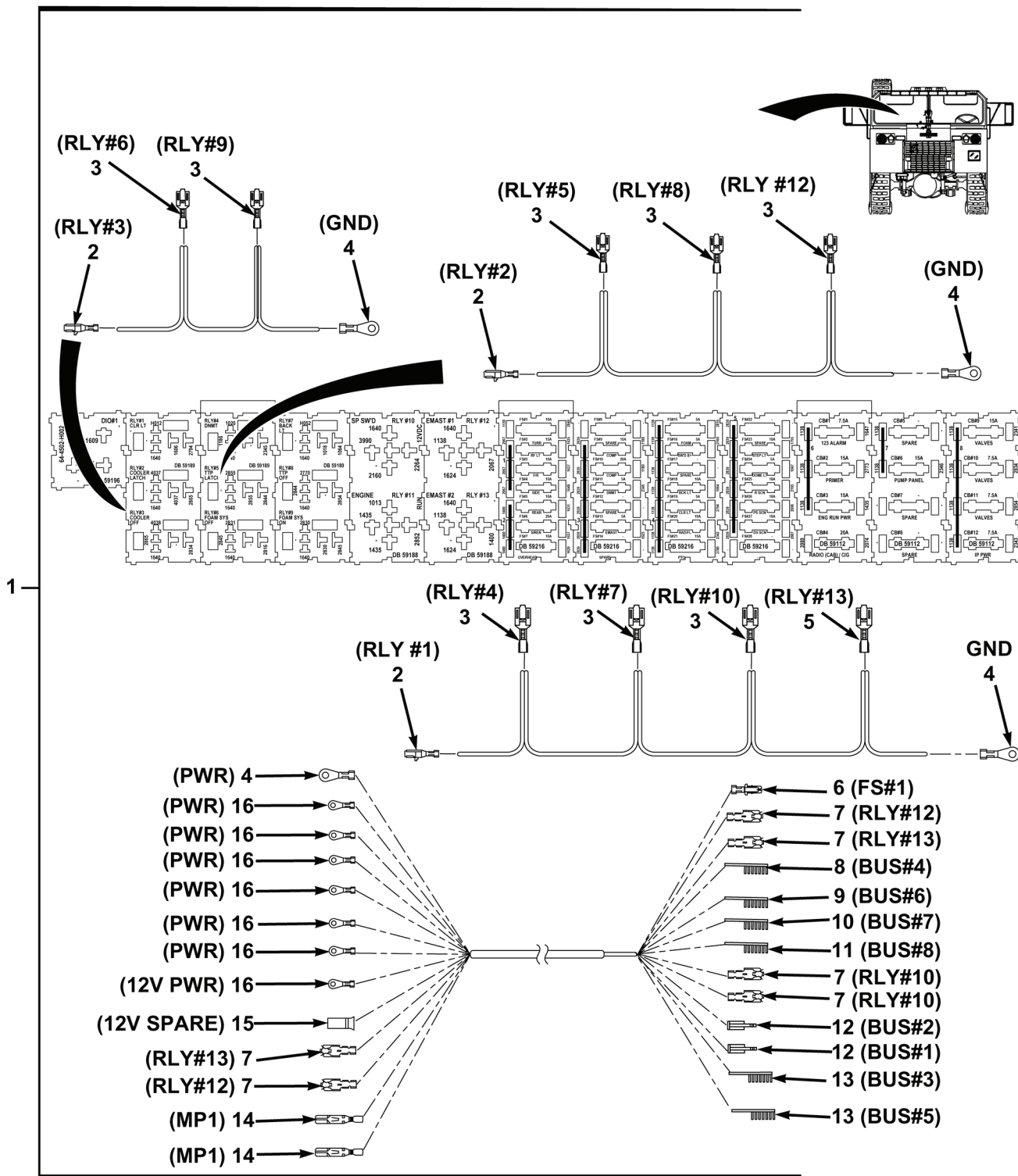


FIG. 50 HARNESS ASSEMBLY, POWER DISTRIBUTION (SHEET 1 OF 5)

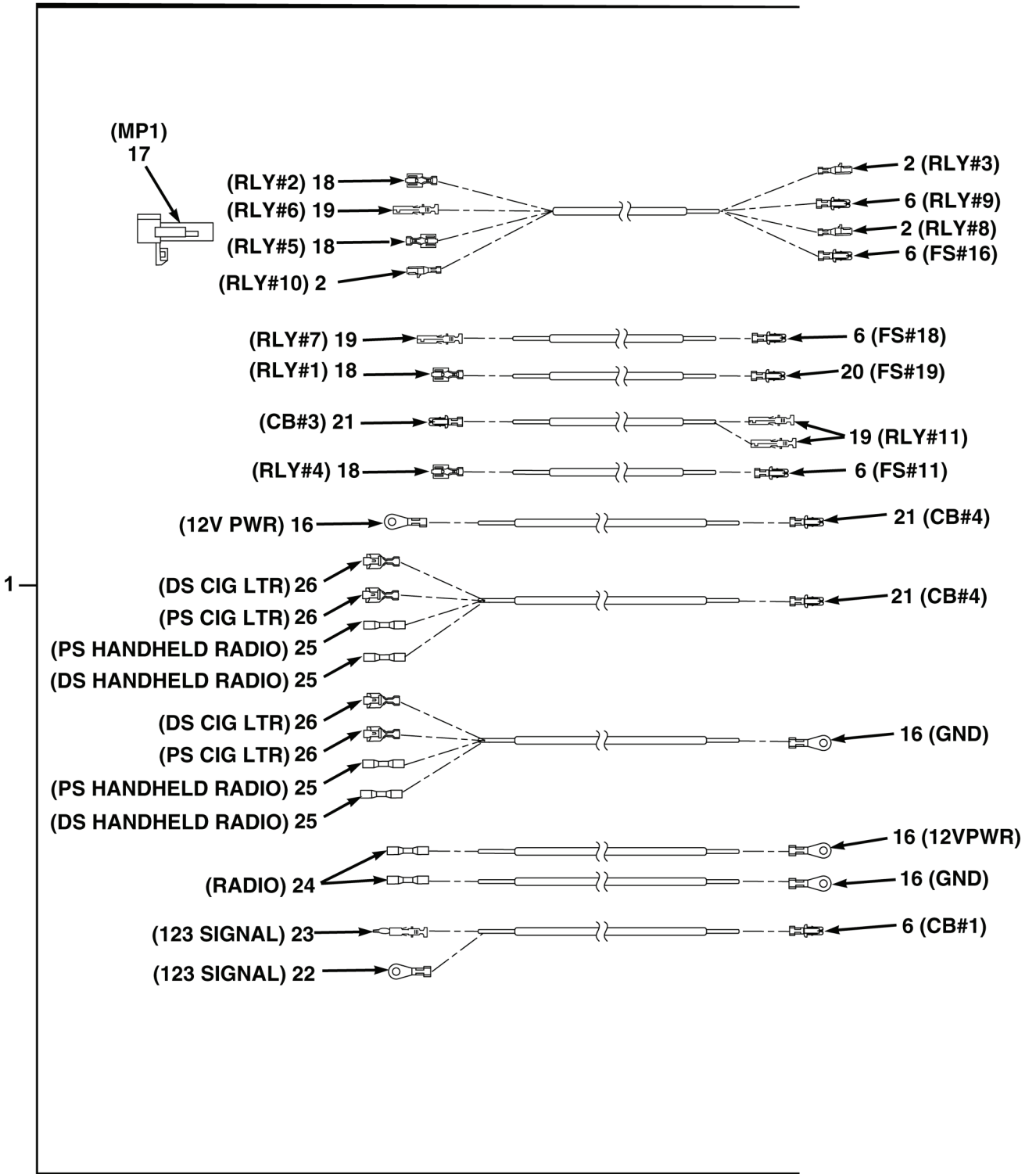


FIG. 50 HARNESS ASSEMBLY, POWER DISTRIBUTION (SHEET 2 OF 5)

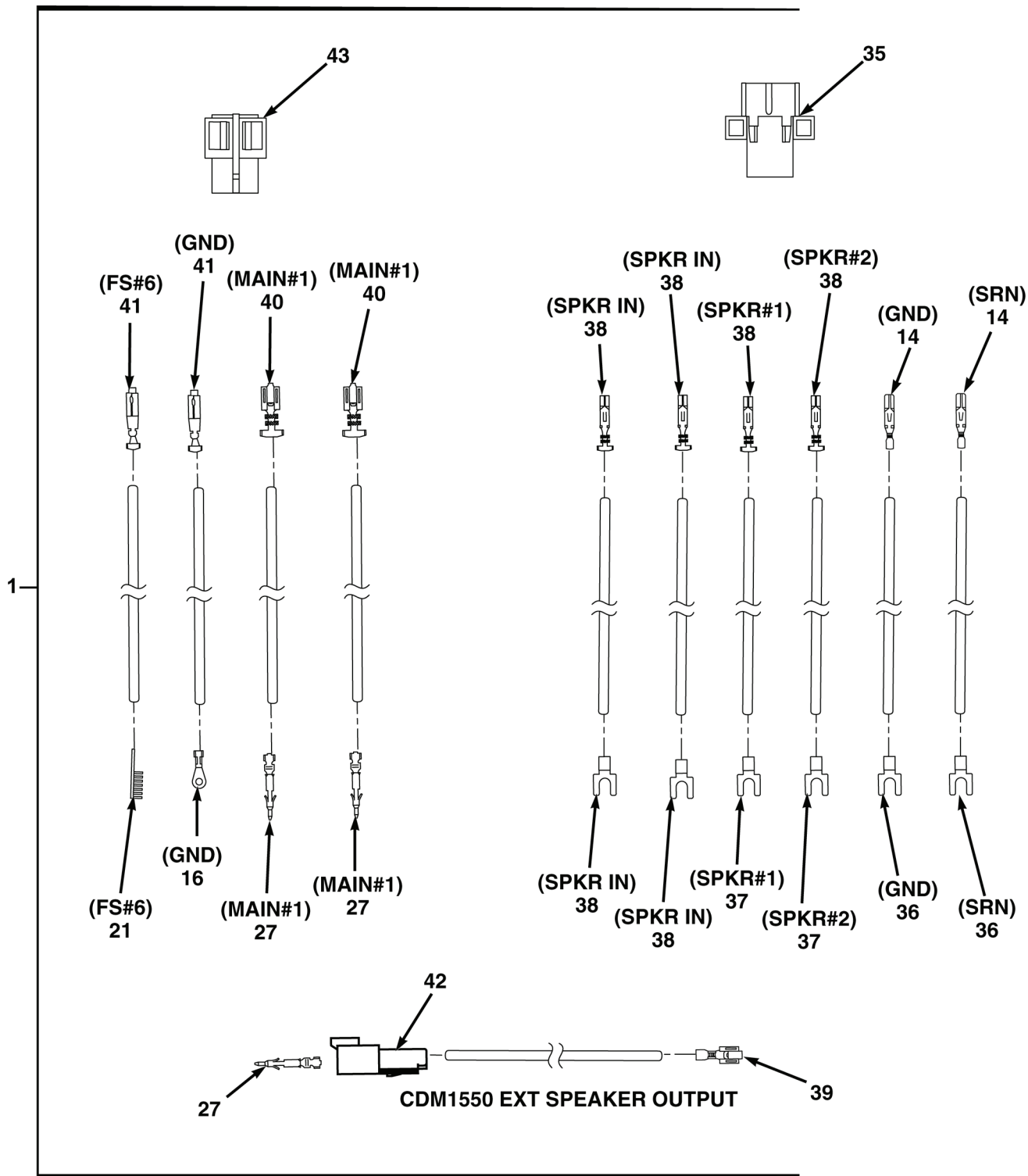


FIG. 50 HARNESS ASSEMBLY, POWER DISTRIBUTION (SHEET 3 OF 5)

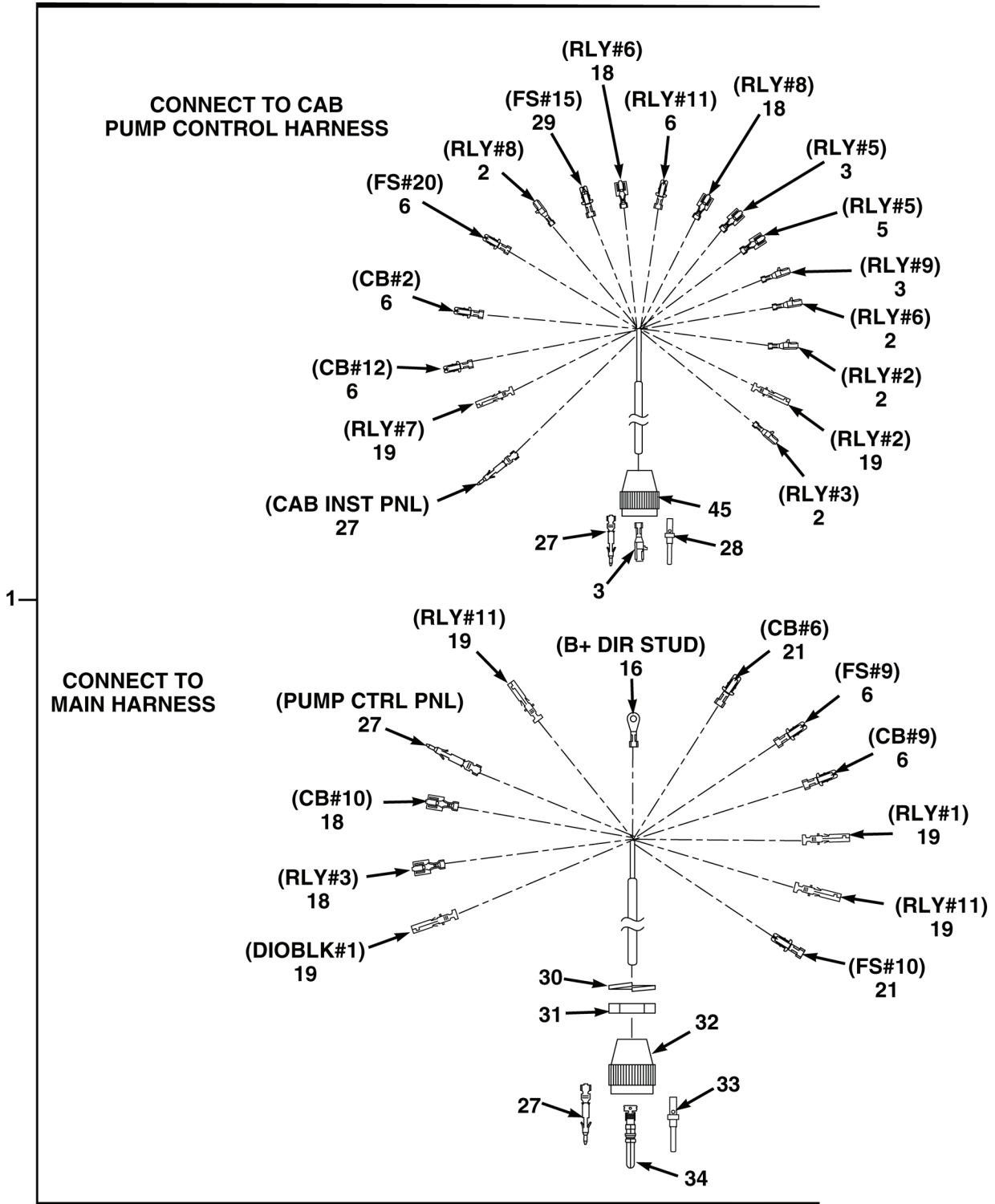


FIG. 50 HARNESS ASSEMBLY, POWER DISTRIBUTION (SHEET 4 OF 5)

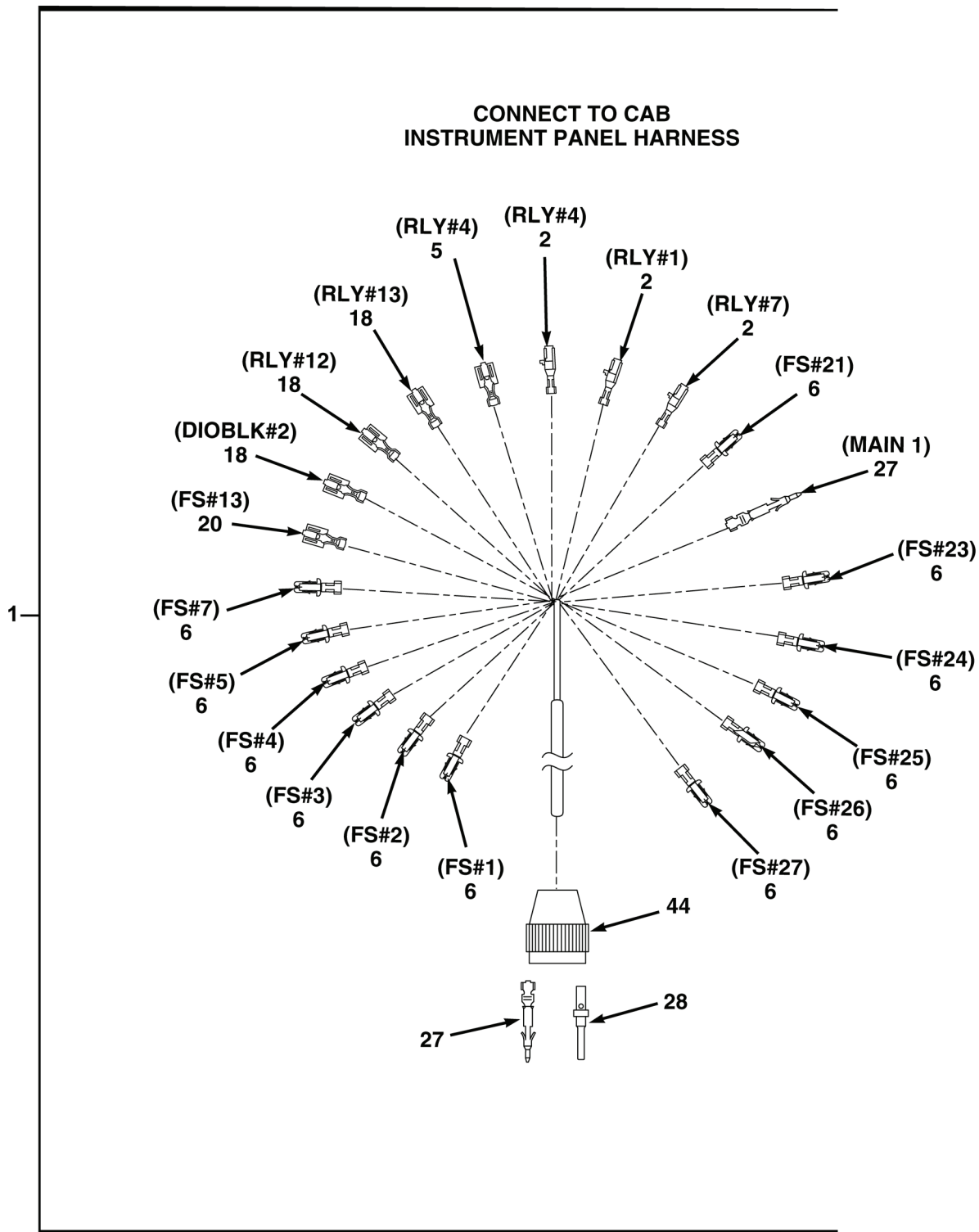


FIG. 50 HARNESS ASSEMBLY, POWER DISTRIBUTION (SHEET 5 OF 5)

(1)	(2)	(3)	(4)	(5)	(6)	(7)
ITEM NO.	SMR CODE	NSN	CAGEC	PART NUMBER	DESCRIPTION AND USABLE ON CODES (UOC)	QTY
					GROUP 7626 MISCELLANEOUS ELECTRICAL COMPONENTS	
					FIG. 50 HARNESS ASSEMBLY, POWER DISTRIBUTION	
1	PFFFF		04664	64-4502-H002	HARNESS,POWER DIST	1
2	PAFZZ	5999-01-518-0157	77060	12065894	. CONTACT,ELECTRICAL 18-16 GA.,187	13
3	PAFZZ	5940-01-340-9064	77060	1201 5870	. TERMINAL,QUICK DISCONNECT, 18 GA.,187	11
4	PAFZZ	5940-00-143-4793	81343	AS25036-110	. TERMINAL,LUG 16-14 GA,3/8,RING . .	4
5	PAFZZ	5940-01-340-9064	77060	1201 5870	. TERMINAL,QUICK DISCONNECT, 20-18 (2),FEMALE	3
6	PAFZZ	5999-01-517-9046	2E480	TF-14PC1UC	. CONTACT,ELECTRICAL	23
7	PAFZZ		2E480	TF-10PC1UC	. CONTACT,ELECTRICAL 12-10 GA,FUSEBREAKER	6
8	PAFZZ	6150-01-339-8299	2E480	092580	. BUS,CONDUCTOR 6 TERMINAL	1
9	PAFZZ	6150-01-359-5773	2E480	092578	. BUS,CONDUCTOR 3 TERMINAL, 8-10 GA	1
10	PAFZZ	6150-01-517-7770	2E480	092648	. BUS,CONDUCTOR 2 TERMINAL	1
11	PAFZZ	6150-01-337-5039	2E480	092579	. BUS,CONDUCTOR 4 TERMINAL	1
12	PAFZZ	5340-01-376-0541	2E480	59056	. CLIP,RETAINING	2
13	PAFZZ		2E480	092634	. BUS,CONDUCTOR 5 TERMINAL, 8-10 GA	2
14	PAFZZ	5940-01-342-0558	77060	1203 3820	. TERMINAL,QUICK DISCONNECT, 12-10 GA,MALE	4
15	PAFZZ		00779	571-3244-84	. CAP,WIRE	1
16	PAFZZ	5940-00-113-9826	81343	MS25036-114	. TERMINAL,LUG 3/8,RING	13
17	PAFZZ	5935-01-516-9355	77060	12034344	. SHELL,ELECTRICAL CO	1
18	PAFZZ	5999-01-517-9332	77060	12015869	. CONTACT,ELECTRICAL 18 GA FEMALE	11
19	PAFZZ	5999-01-422-9740	19207	12420936	. CONTACT,ELECTRICAL 16-14 GA, FEMALE	10
20	PAFZZ	5999-01-517-9045	2E480	TF-18PC1UC	. CONTACT,ELECTRICAL 20-18 GA, FUSEBREAKER	3
21	PAFZZ		2E480	TF-10PC1UC	. CONTACT,ELECTRICAL	6
22	PAFZZ	5940-00-113-9828	96906	MS25036-148	. TERMINAL,LUG NO.6,RING	1
23	PAFZZ	5999-01-406-4110	77060	12124582	. CONTACT,ELECTRICAL 16-14 GA, MALE	1
24	PAFZZ	5940-01-079-1936	81349	M7928/5-5	. SPLICE,CONDUCTOR 20-14 GA,END CAP	2

(1)	(2)	(3)	(4)	(5)	(6)	(7)
ITEM NO.	SMR CODE	NSN	CAGEC	PART NUMBER	DESCRIPTION AND USABLE ON CODES (UOC)	QTY
25	PAFZZ	5940-00-003-5290	06090	D-136-07	. SPLICE, CONDUCTOR 22-18, BUTT . . .	4
26	PAFZZ	5940-00-409-6659	77060	2962447	. TERMINAL, QUICK DISCONNECT, 16-14 GA, FEMALE SLIDE	4
27	PAFZZ		00779	171638-1	. CONTACT, ELECTRICAL 20-16 GA, PIN #16	41
28	PAFZZ	5999-01-216-3648	11139	0460-202-16141	. CONTACT, ELECTRICAL #16, PIN	4
29	PAFZZ	5999-01-517-5026	2E480	TF-17PC1UC	. CONTACT, ELECTRICAL 20-18 (2), FUSEBREAKER.	1
30	PAFZZ		11139	2414-001-2486	. WASHER, LOCK.	1
31	PAFZZ	5310-01-519-0209	11139	2411-001-2405	. NUT, PLAIN, ROUND.	1
32	PAFZZ	5935-01-517-8130	11139	HDP24-24-19PN	. CONNECTOR RECEPTACLE	1
33	PAFZZ	5999-01-286-5843	12361	7-689-000797	. CONTACT, ELECTRICAL 14-12, PIN.	5
34	PAFZZ		00779	213841-7	. CONTACT, ELECTRICAL 10-8 GA, PIN #8.	1
35	PAFZZ	5935-01-516-9371	77060	12015345	. CONNECTOR, MODULAR PLUG.	1
36	PAFZZ		58961	322451	. TERMINAL, LOCKSPADE 12-10, #6	2
37	PAFZZ	5940-00-867-1862	00779	322996	. TERMINAL, LOCKSPADE 12-10 GA, FEMALE	4
38	PAFZZ	5999-01-337-0088	77060	1206 4735	. CONTACT, ELECTRICAL 16-14 GA, MALE	4
39	PAFZZ	5940-01-345-6269	77060	12015860	. TERMINAL, QUICK DISCONNECT, 20-18 GA FEMALE.	2
40	PAFZZ	5940-01-342-3882	77060	1205 2455	. TERMINAL, QUICK DISCONNECT, 16-14 GA, FEMALE.	2
41	PAFZZ		77060	12015858	. TERMINAL, QUICK DISCONNECT, 12-10 GA, FEMALE.	2
42	PAFZZ		11139	DT04-2P-E004	. CONNECTOR RECEPTACLE	1
43	PAFZZ	5935-01-518-0417	77060	12015344	. CONNECTOR, PLUG, ELEC	1
44	PAFZZ		11139	HDP24-24-31PT	. CONNECTOR.	1
45	PAFZZ	5935-01-517-8126	11139	HDP24-24-23PN	. CONNECTOR.	1

END OF FIGURE

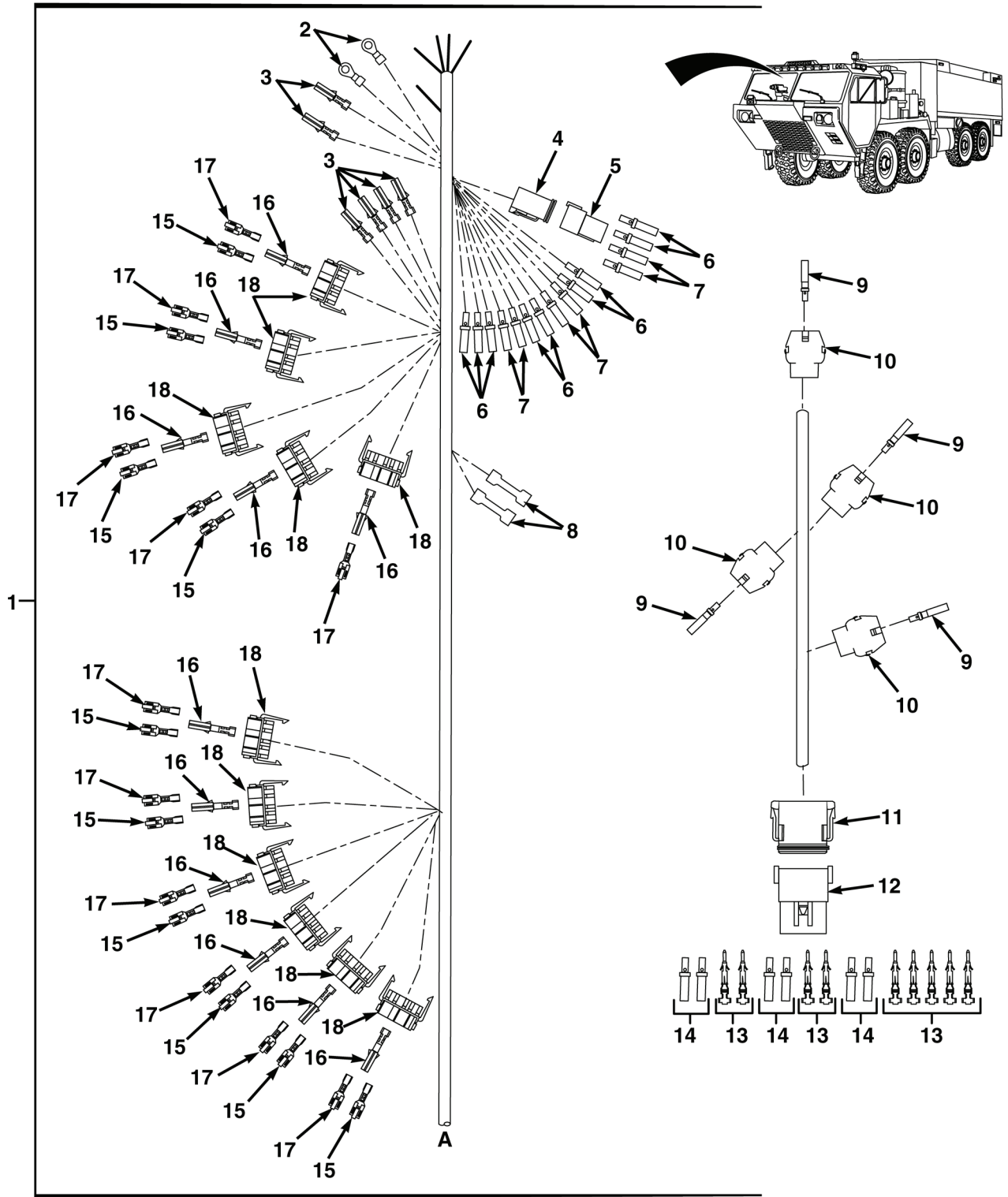


FIG. 51 HARNESS ASSEMBLY, CAB INSTRUMENT PANEL (SHEET 1 OF 2)

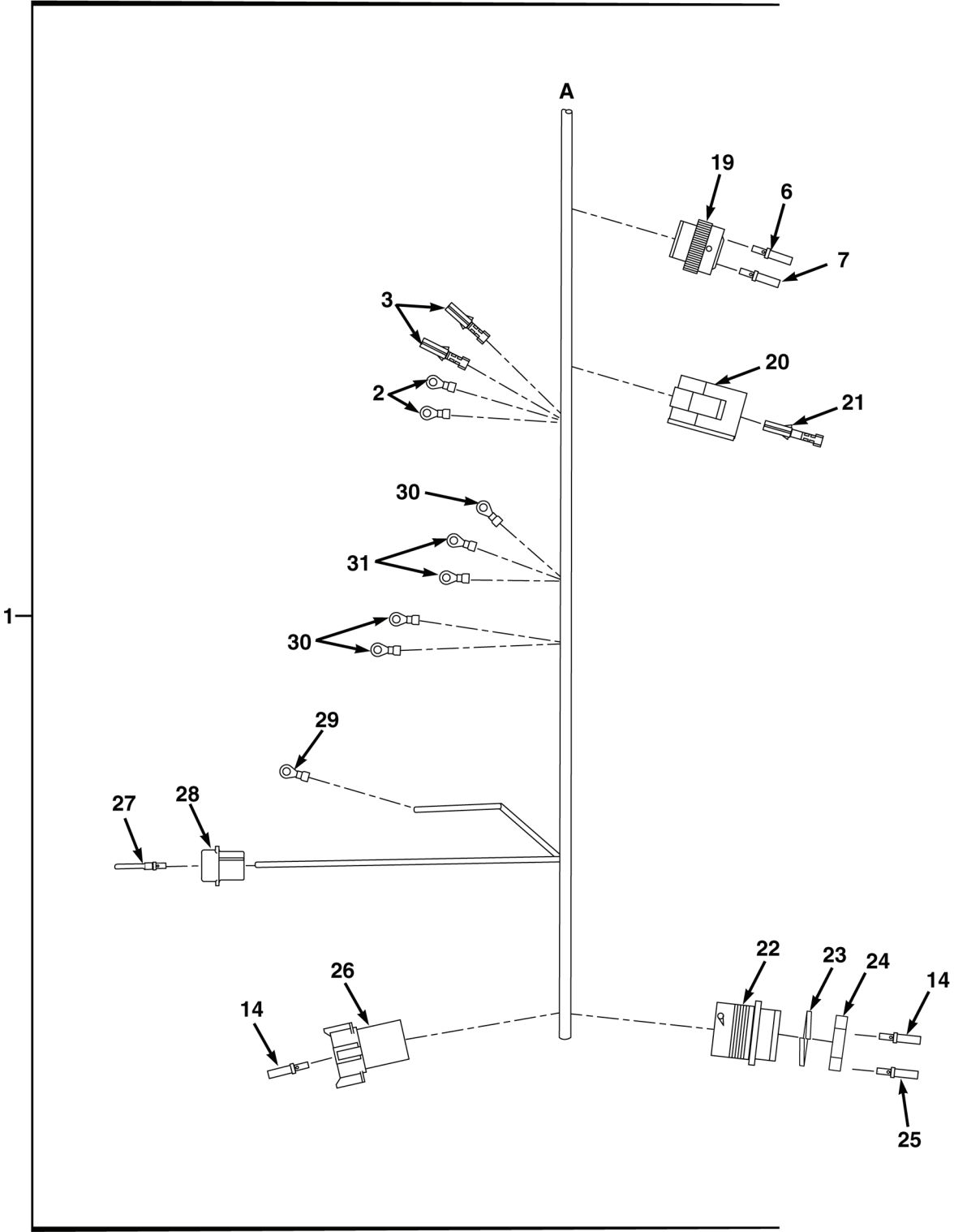


FIG. 51 HARNESS ASSEMBLY, CAB INSTRUMENT PANEL (SHEET 2 OF 2)

(1)	(2)	(3)	(4)	(5)	(6)	(7)
ITEM NO.	SMR CODE	NSN	CAGEC	PART NUMBER	DESCRIPTION AND USABLE ON CODES (UOC)	QTY
					GROUP 7626 MISCELLANEOUS ELECTRICAL COMPONENTS FIG. 51 HARNESS ASSEMBLY, CAB INSTRUMENT PANEL	
1	PBFFF		04664	64-4503-H001	HARNESS,CAB INSTRUMENT PANEL .	1
2	PAFZZ	5940-00-143-4794	81343	MS25036-112	. TERMINAL,LUG NO.10,RING,12-10 GA	4
3	PAFZZ	5940-01-342-3883	77060	1201 5857	. TERMINAL,QUICK DISCONNECT, 18-14, FEMALE SLIDE,,250	8
4	PAFZZ		11139	DT06-4S-P012	. CONNECTOR RECEPTACLE	1
5	PAFZZ		11139	DT04-4P-E004	. CONNECTOR,PLUG ELECTRICAL . . .	1
6	PAFZZ	5999-01-203-6687	11139	0462-201-16141	. CONTACT,ELECTRICAL 20-16, SOCKET,#16	28
7	PAFZZ	5999-01-372-4955	11139	5962-202-16141	. CONTACT,ELECTRICAL 16-14, SOCKET,#16	8
8	PAFZZ	5940-00-003-5290	06090	D-136-07	. SPLICE,CONDUCTOR 22-18,BUTT	2
9	PAFZZ		11139	0462-201-2031	. CONTACT,ELECTRICAL 20-14, SOCKET	19
10	PAFZZ	5935-01-323-6817	00779	1-480705-0	. CONNECTOR BODY RECEPTACLE . .	4
11	PAFZZ		11139	DT06-12SA-B016	. CONNECTOR RECEPTACLE	1
12	PAFZZ	5935-01-518-5782	11139	DT04-12PA-B016	. CONNECTOR,PLUG ELECTRICAL . . .	1
13	PAFZZ		00779	171638-1	. CONTACT,ELECTRICAL 20-16 GA,PIN #16	9
14	PAFZZ	5999-01-216-3648	11139	0460-202-16141	. CONTACT,ELECTRICAL #16,PIN	30
15	PAFZZ	5999-01-422-9740	19207	12420936	. CONTACT,ELECTRICAL 16-14 GA, FEMALE.	19
16	PAFZZ	5940-01-345-6269	77060	12015860	. TERMINAL,QUICK DISCONNECT, 20-18 GA FEMALE	22
17	PAFZZ	5999-01-517-9332	77060	12015869	. CONTACT,ELECTRICAL 18 GA, FEMALE.	14
18	PAFZZ		81118	28-5558	. CONNECTOR RECEPTACLE	11
19	PAFZZ		11139	HDP26-24-31ST	. CONNECTOR RECEPTACLE	1
20	PAFZZ	5935-01-517-5021	77060	12034343	. CONNECTOR,PLUG ELECTRICAL . . .	1
21	PAFZZ		77060	12015858	. TERMINAL,QUICK DISCONNECT, 12-10 GA,FEMALE	2
22	PAFZZ	5935-01-516-9367	11139	HDP24-24-21PN	. CONNECTOR RECEPTACLE	1
23	PAFZZ		11139	2414-001-2486	. WASHER,LOCK.	1
24	PAFZZ	5310-01-519-0209	11139	2411-001-2405	. NUT,PLAIN,ROUND.	1
25	PAFZZ	5999-01-286-5843	12361	7-689-000797	. CONTACT,ELECTRICAL 14-12,PIN . . .	1
26	PAFZZ		11139	DT04-08PA-E004	. CONNECTOR,PLUG ELECTRICAL . . .	1

(1)	(2)	(3)	(4)	(5)	(6)	(7)
ITEM NO.	SMR CODE	NSN	CAGEC	PART NUMBER	DESCRIPTION AND USABLE ON CODES (UOC)	QTY
27	PAFZZ		11139	0462-201-2031	. CONTACT,ELECTRICAL 20-14 GA,PIN	3
28	PAFZZ	5932-00-108-7261	00779	1-480305-0	. CONNECTOR,BODY PLUG.....	1
29	PAFZZ	5940-00-012-0942	96906	MS17143-18	. TERMINAL,LUG NO.10,RING,16-14 GA	1
30	PAFZZ	5940-00-113-9826	81343	MS25036-114	. TERMINAL,LUG 3/8,RING.....	3
31	PAFZZ	5940-00-143-4793	81343	AS25036-110	. TERMINAL,LUG 16-14 GA,3/8,RING...	2

END OF FIGURE

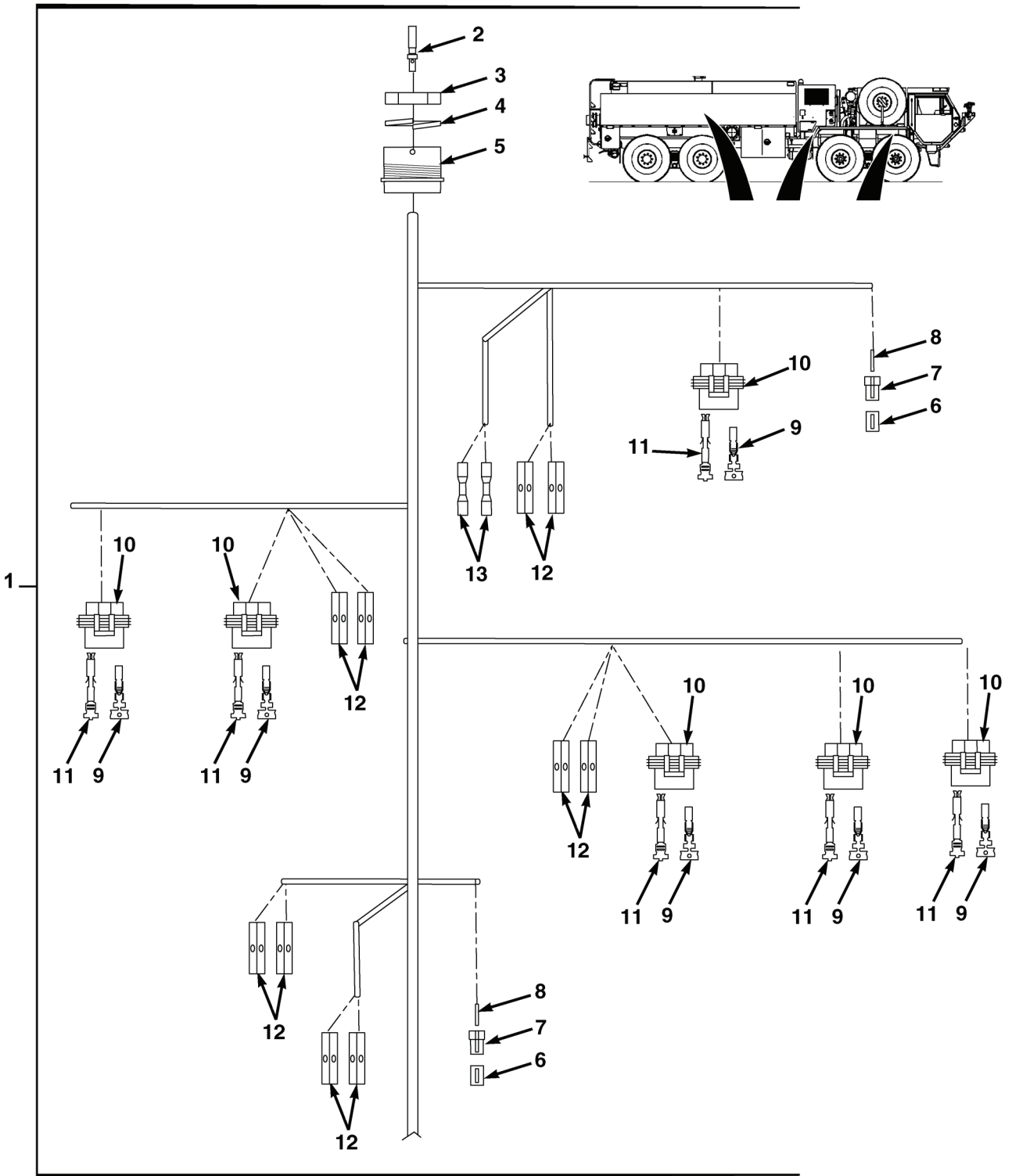


FIG. 52 HARNESS ASSEMBLY, PASSENGER SIDE BODY (SHEET I OF 2)

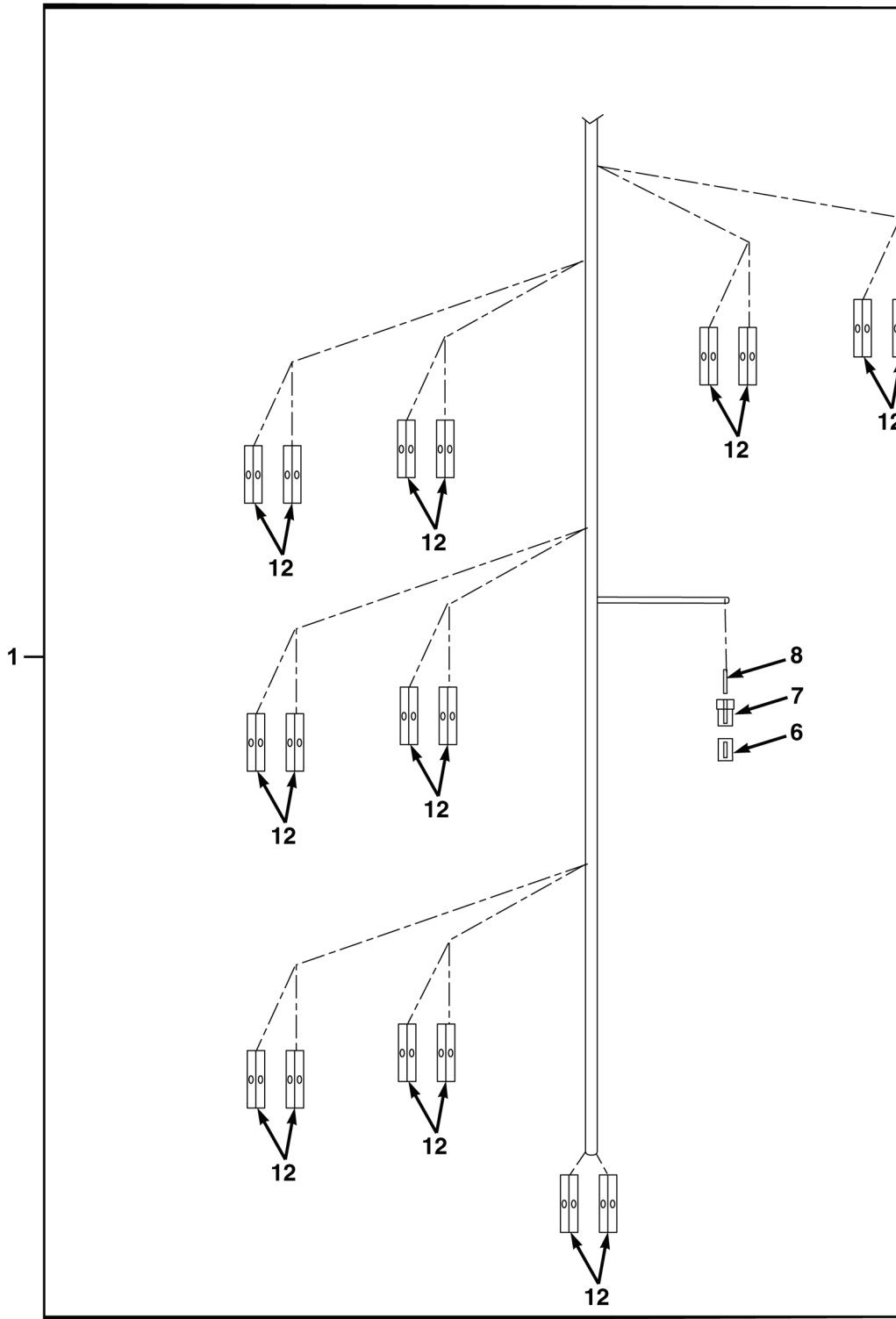


FIG. 52 HARNESS ASSEMBLY, PASSENGER SIDE BODY (SHEET 2 OF 2)

(1)	(2)	(3)	(4)	(5)	(6)	(7)
ITEM NO.	SMR CODE	NSN	CAGEC	PART NUMBER	DESCRIPTION AND USABLE ON CODES (UOC)	QTY
					GROUP 7626 MISCELLANEOUS ELECTRICAL COMPONENTS	
					FIG. 52 HARNESS ASSEMBLY, PASSENGER SIDE BODY	
1	PAFFF		04664	64-4504-H001	HARNESS,BODY RIGHT HAND	1
2	PAFZZ	5999-01-286-5843	12361	7-689-000797	. CONTACT,ELECTRICAL	12
3	PAFZZ	5310-01-086-7726	11139	112263-90	. NUT,PLAIN,HEXAGON	1
4	PAFZZ	5310-01-081-0799	11139	112264	. WASHER,LOCK.	1
5	PAFZZ	5935-01-517-8129	11139	HDP24-24-16PN	. CONNECTOR	1
6	PAFZZ	5975-01-518-9783	77326	52-626	. CABLE NIPPLE ELECTRICAL	3
7	PAFZZ	5935-01-517-6605	77326	52-625	. SHELL,ELECTRICAL.	3
8	PAFZZ	5995-01-518-1330	77326	52-627	. LEAD SET,ELECTRICAL	9
9	PAFZZ		00779	282110-1	. CONTACT,ELECTRICAL	6
10	PAFZZ	5935-01-508-1750	00779	282087-1	. CONNECTOR BODY.	6
11	PAFZZ	5999-01-452-9967	00779	171639-1	. CONTACT,ELECTRICAL	12
12	PAFZZ	5940-00-636-6363	1NJK8	YSV14	. SPLICE,CONDUCTOR	28
13	PAFZZ	5940-01-309-6313	06090	D-406-0003	. SPLICE,CONDUCTOR	2
					END OF FIGURE	

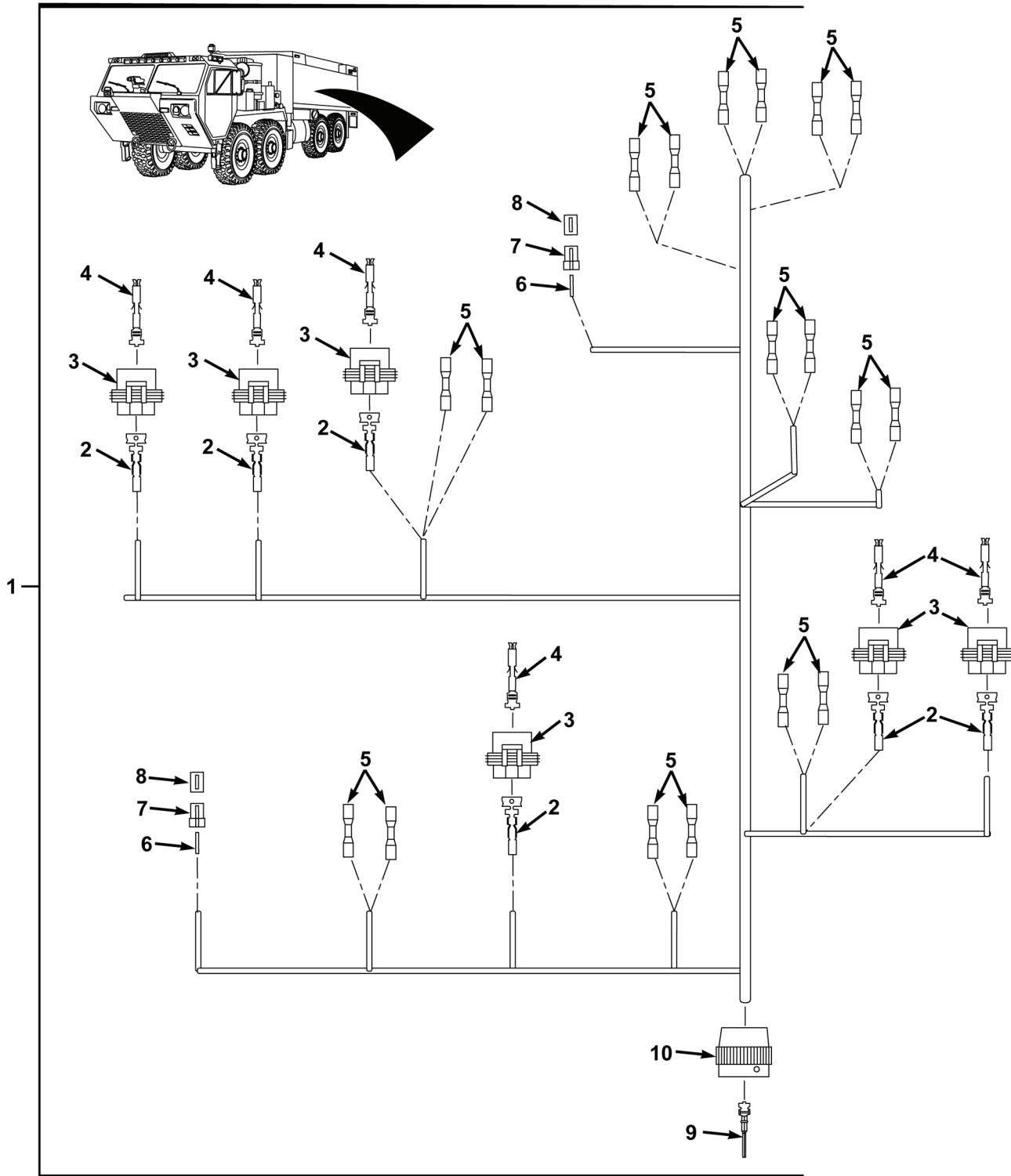


FIG. 53 HARNESS ASSEMBLY, DRIVER SIDE BODY

(1)	(2)	(3)	(4)	(5)	(6)	(7)
ITEM NO.	SMR CODE	NSN	CAGEC	PART NUMBER	DESCRIPTION AND USABLE ON CODES (UOC)	QTY
					GROUP 7626 MISCELLANEOUS ELECTRICAL COMPONENTS	
					FIG. 53 HARNESS ASSEMBLY, DRIVER SIDE BODY	
1	PAFFF		04664	64-4505-H001	HARNESS,BODY LEFT HAND	1
2	PAFZZ		00779	282110-1	. CONTACT,ELECTRICAL	6
3	PAFZZ	5935-01-508-1750	00779	282087-1	. CONNECTOR BODY	6
4	PAFZZ	5999-01-452-9967	00779	171639-1	. CONTACT,ELECTRICAL	12
5	PAFZZ	5940-00-636-6363	1NJK8	YSV14	. SPLICE,CONDUCTOR	18
6	PAFZZ	5995-01-518-1330	77326	52-627	. LEAD SET,ELECTRICAL	6
7	PAFZZ	5935-01-517-6605	77326	52-625	. SHELL,ELECTRICAL CONNECTOR. . .	2
8	PAFZZ	5975-01-518-9783	77326	52-626	. CABLE NIPPLE ELECTRICAL	2
9	PAFZZ		11139	1060-12-0166PS	. CONTACT,ELECTRICAL	11
10	PAFZZ		11139	HD36-24-16SN	. CONNECTOR BODY,PLUG.	1
END OF FIGURE						

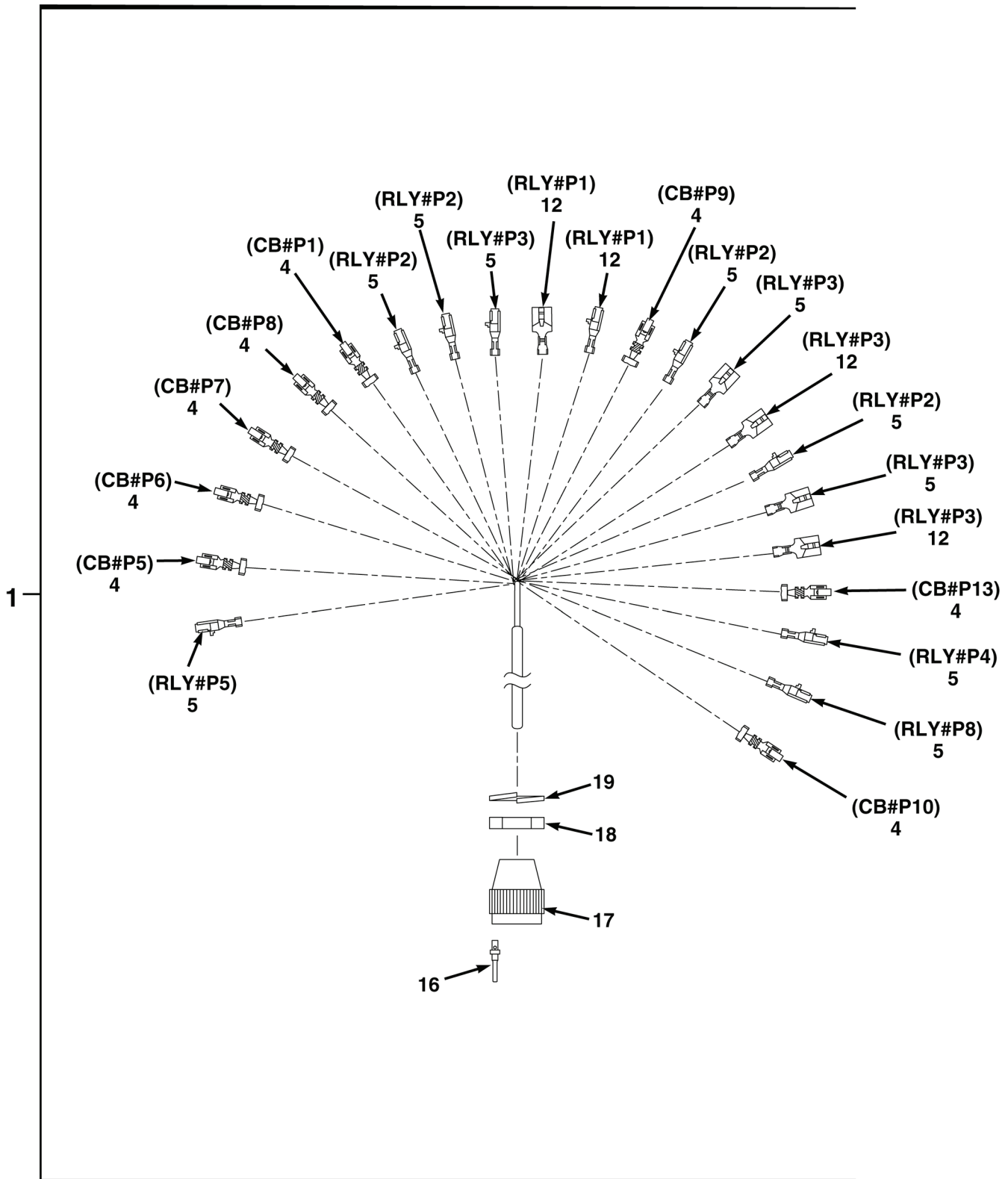


FIG. 54 HARNESS ASSEMBLY, PUMP HOUSE (SHEET 2 OF 2)

(1)	(2)	(3)	(4)	(5)	(6)	(7)
ITEM NO.	SMR CODE	NSN	CAGEC	PART NUMBER	DESCRIPTION AND USABLE ON CODES (UOC)	QTY
GROUP 7626 MISCELLANEOUS ELECTRICAL COMPONENTS						
FIG. 54 HARNESS ASSEMBLY, PUMP HOUSE						
1	PFFFF		04664	64-4507-H002	HARNESS,POWER DISTR	1
2	PAFZZ	5940-00-114-1305	81343	MS25036-116	. TERMINAL,LUG 8 GA,1/4,RING	3
3	PAFZZ	5940-00-143-4777	81343	AS25036-157	. TERMINAL,LUG 12-10,1/4,RING	2
4	PAFZZ	5999-01-517-9046	2E480	TF-14PC1UC	. CONTACT,ELECTRICAL 16-14 GA.	9
5	PAFZZ	5999-01-518-0157	77060	12065894	. CONTACT,ELECTRICAL 18-16 GA.,187	9
6	PAFZZ		2E480	TF-10PC1UC	. CONTACT,ELECTRICAL 12-10 GA.	6
7	PAFZZ	6150-01-359-5773	2E480	092578	. BUS,CONDUCTOR 3 TERMINAL	1
8	PAFZZ	6150-01-432-9381	07443	1407383	. BUS,CONDUCTOR	2
9	PAFZZ	6150-01-337-5039	2E480	092579	. BUS,CONDUCTOR 4 TERMINAL	1
10	PAFZZ	6150-01-517-7770	2E480	092648	. BUS,CONDUCTOR 2 TERMINAL	1
11	PAFZZ	6150-01-432-9391	07443	1407385	. BUS,CONDUCTOR	1
12	PAFZZ	5999-01-422-9740	19207	12420936	. CONTACT,ELECTRICAL 16-14 GA, FEMALE.	7
13	PAFZZ		77060	12092445	. CONTACT,ELECTRICAL 12-10 GA.,380	2
14	PAFZZ	5940-00-113-8184	81343	MS25036-150	. TERMINAL,LUG 22-18 GA,1/4,RING . .	1
15	PAFZZ	5940-01-340-9064	77060	1201 5870	. TERMINAL,QUICK DISCONNECT, 18 GA.	4
16	PAFZZ	5999-01-216-3648	11139	0460-202-16141	. CONTACT,ELECTRICAL 16-14 GA,PIN	15
17	PAFZZ		11139	HDP24-24-23PT	. CONNECTOR RECEPTACLE	1
18	PAFZZ	5310-01-519-0209	11139	2411-001-2405	. NUT,PLAIN,ROUND.	2
19	PAFZZ		11139	2414-001-2486	. WASHER,LOCK.	2
20	PAFZZ	5999-01-286-5843	12361	7-689-000797	. CONTACT,ELECTRICAL 14-12 GA,PIN	5
21	PAFZZ	5935-01-517-8129	11139	HDP24-24-16PN	. CONNECTOR RECEPTACLE	1
22	PAFZZ	5940-01-337-3319	77060	1208 4590	. TERMINAL,QUICK DISCONNECT, 12-10 GA,FEMALE	2
END OF FIGURE						

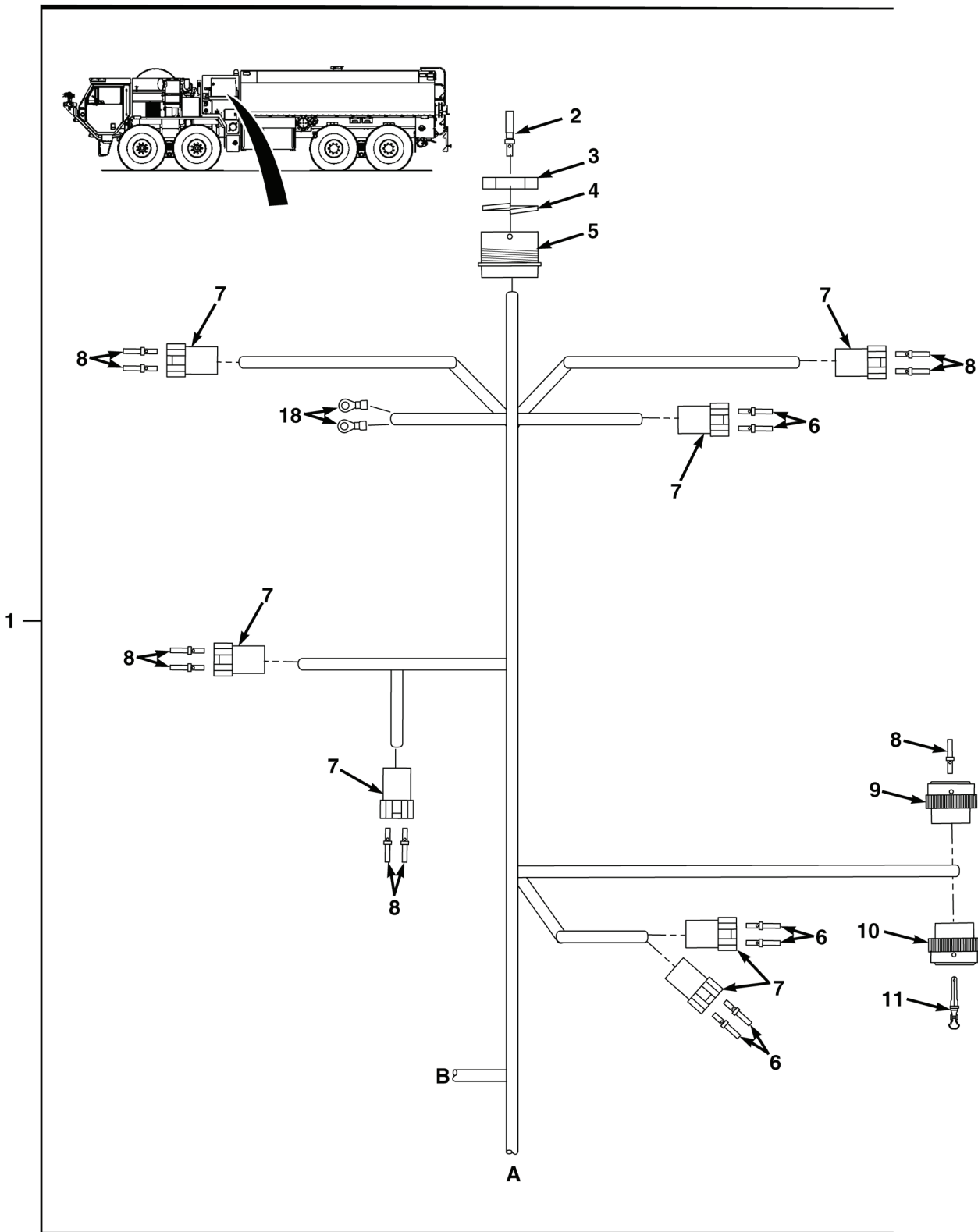


FIG. 55 HARNESS ASSEMBLY, PUMP HOUSE (SHEET 1 OF 3)

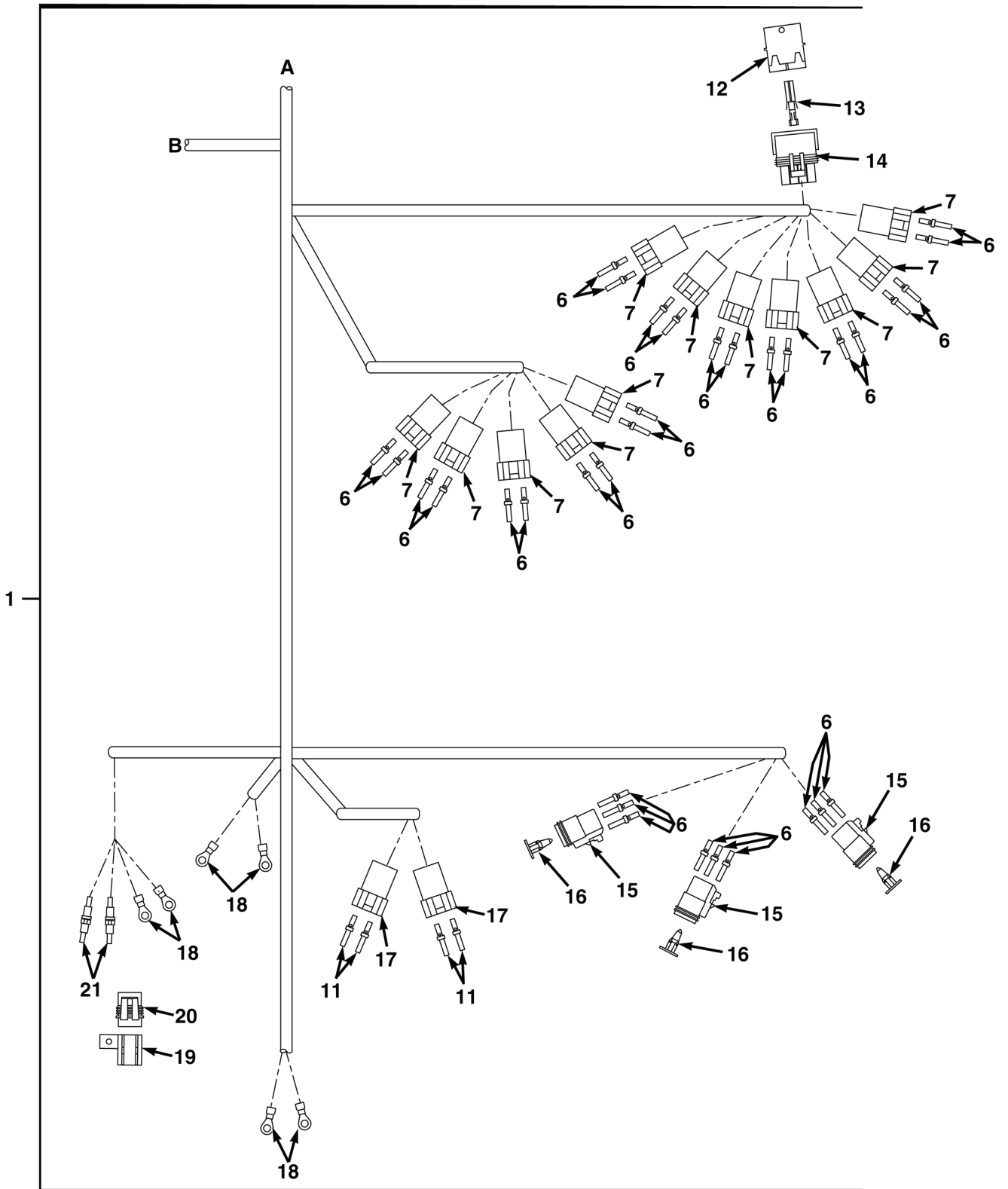


FIG. 55 HARNESS ASSEMBLY, PUMP HOUSE (SHEET 2 OF 3)

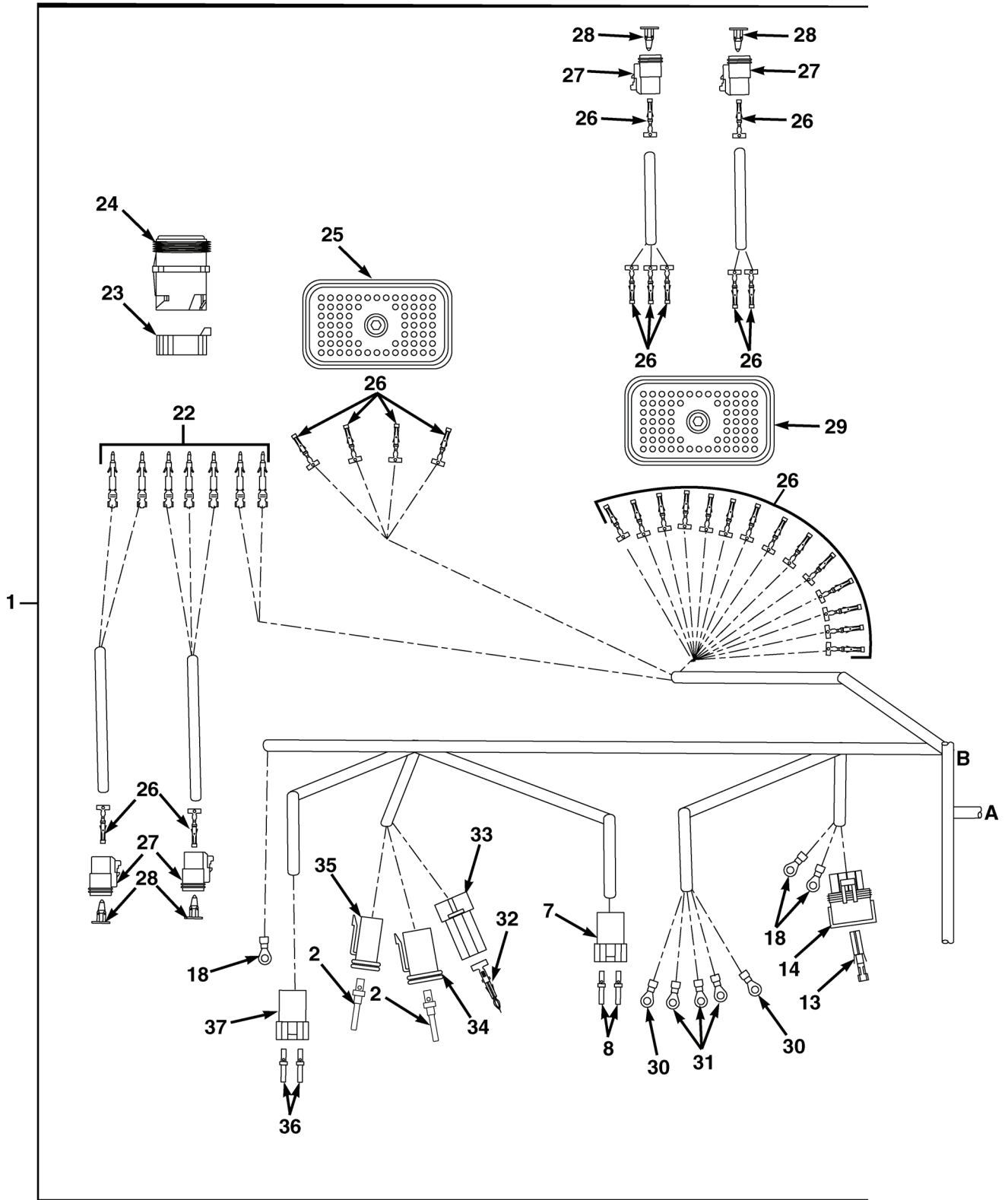


FIG. 55 HARNESS ASSEMBLY, PUMP HOUSE (SHEET 3 OF 3)

(1)	(2)	(3)	(4)	(5)	(6)	(7)
ITEM NO.	SMR CODE	NSN	CAGEC	PART NUMBER	DESCRIPTION AND USABLE ON CODES (UOC)	QTY
GROUP 7626 MISCELLANEOUS ELECTRICAL COMPONENTS FIG. 55 HARNESS ASSEMBLY, PUMP HOUSE						
1	PBFFF		04664	64-4509-H002	HARNESS,PUMP HOUSE	1
2	PAFZZ	5999-01-216-3648	11139	0460-202-16141	. CONTACT,ELECTRICAL	36
3	PAFZZ	5310-01-086-7726	11139	112263-90	. NUT,PLAIN,HEXAGON	1
4	PAFZZ	5310-01-081-0799	11139	112264	. WASHER,LOCK	1
5	PAFZZ		11139	HDP24-24-31PT	. CONNECTOR RECEPTACLE	1
6	PAFZZ	5999-01-203-6687	11139	0462-201-16141	. CONTACT,ELECTRICAL 20-16, SOCKET,#16	39
7	PAFZZ		11139	DT06-2S-P012	. CONNECTOR,PLUG ELECTRICAL . . .	20
8	PAFZZ	5999-01-372-4955	11139	5962-202-16141	. CONTACT,ELECTRICAL	25
9	PAFZZ		11139	HDP26-24-23ST	. CONNECTOR,PLUG ELECTRICAL . . .	1
10	PAFZZ	5935-01-517-5354	11139	HDP26-24-16SN	. CONNECTOR,PLUG ELECTRICAL . . .	1
11	PAFZZ		11139	1060-12-0166PS	. CONTACT,ELECTRICAL 14-12 GA, SOCKET, #12	9
12	PAFZZ	5935-01-336-5396	77060	1201 0974	. CONNECTOR BODY,PLUG	1
13	PAFZZ	5999-01-214-9682	45152	1624090	. CONTACT,ELECTRICAL	7
14	PAFZZ	5935-01-308-8599	45152	1788880	. CONNECTOR BODY,PLUG	1
15	PAFZZ	5935-01-470-2410	11139	DT06-3S-EP04	. CONNECTOR,PLUG ELECTRICAL . . .	3
16	PAFZZ	5935-01-470-8342	11139	W3S	. POLARIZING KEY ELECTRICAL	3
17	PAFZZ	5935-01-521-5791	19207	12485651	. CONNECTOR,PLUG ELECTRICAL . . .	2
18	PAFZZ	5940-00-143-4794	81343	MS25036-112	. TERMINAL,LUG NO.10	11
19	PAFZZ	5935-01-336-7622	77060	1203 3769	. CONNECTOR BODY	1
20	PAFZZ	5935-01-337-0288	64678	1208-9272	. DUMMY CONNECTOR	1
21	PAFZZ	5920-00-090-8396	19200	11746479	. FUSEHOLDER	2
22	PAFZZ		00779	171638-1	. CONTACT,ELECTRICAL 20-16 GA, PIN #16	7
23	PAFZZ	5999-01-470-6192	11139	HDC16-9	. CAP,ELECTRICAL	1
24	PAFZZ		11139	HD10-9-96P	. CONNECTOR RECEPTACLE	1
25	PAFZZ		005K6	4000979	. CONNECTOR,70 PIN	1
26	PAFZZ	5999-00-150-4726	00779	66101-3	. CONTACT,ELECTRICAL	36
27	PAFZZ		11139	DT06-3S-EP11	. CONNECTOR BODY,PLUG ELECTRICAL	4
28	PAFZZ	5935-01-502-2037	11139	W3S-1939-P012	. LOCK,WEDGE	4
29	PAFZZ		005K6	4000980	. CONNECTOR,70 PIN	1

(1)	(2)	(3)	(4)	(5)	(6)	(7)
ITEM NO.	SMR CODE	NSN	CAGEC	PART NUMBER	DESCRIPTION AND USABLE ON CODES (UOC)	QTY
30	PAFZZ	5940-00-143-4777	81343	AS25036-157	. TERMINAL,LUG 12-10,1/4,RING	2
31	PAFZZ	5940-00-230-0515	81343	MS25035-154	. TERMINAL,LUG	3
32	PAFZZ	5940-01-446-7607	77060	1207 7413	. TERMINAL,QUICK DISCONNECT,12 GA,FEMALE	3
33	PAFZZ	5935-01-292-2336	77060	12015793	. CONNECTOR,PLUG ELECTRICAL	1
34	PAFZZ		11139	DT04-4P-E004	. CONNECTOR RECEPTACLE	1
35	PAFZZ		11139	DT04-2P-E004	. CONNECTOR RECEPTACLE ELECTRICAL	1
36	PAFZZ	5999-01-406-4110	77060	12124582	. CONTACT,ELECTRICAL	2
37	PAFZZ	5935-01-214-4163	22785	12010973	. CONNECTOR BODY,PLUG	2

END OF FIGURE

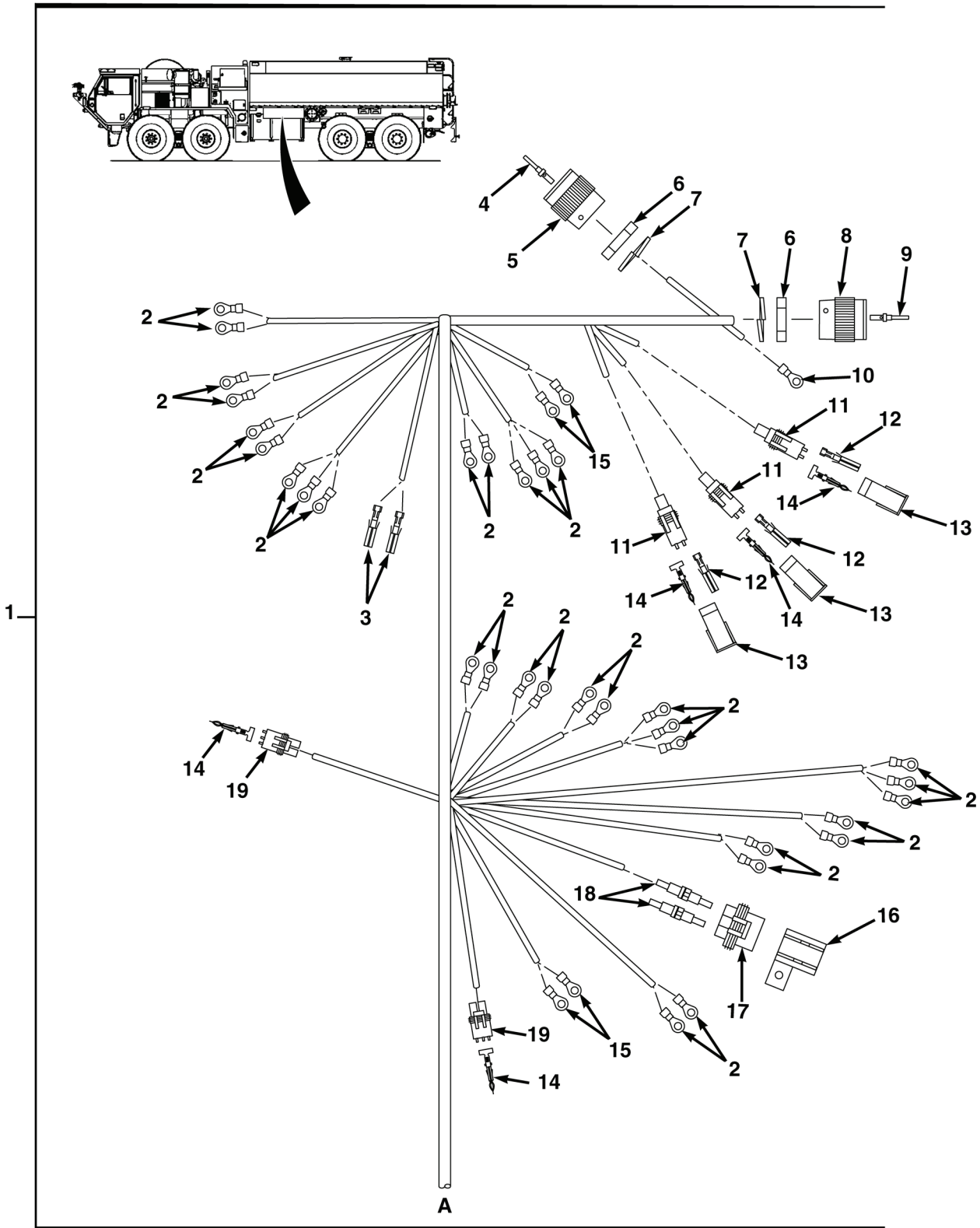


FIG. 56 HARNESS ASSEMBLY, PUMP PANEL (SHEET 1 OF 3)

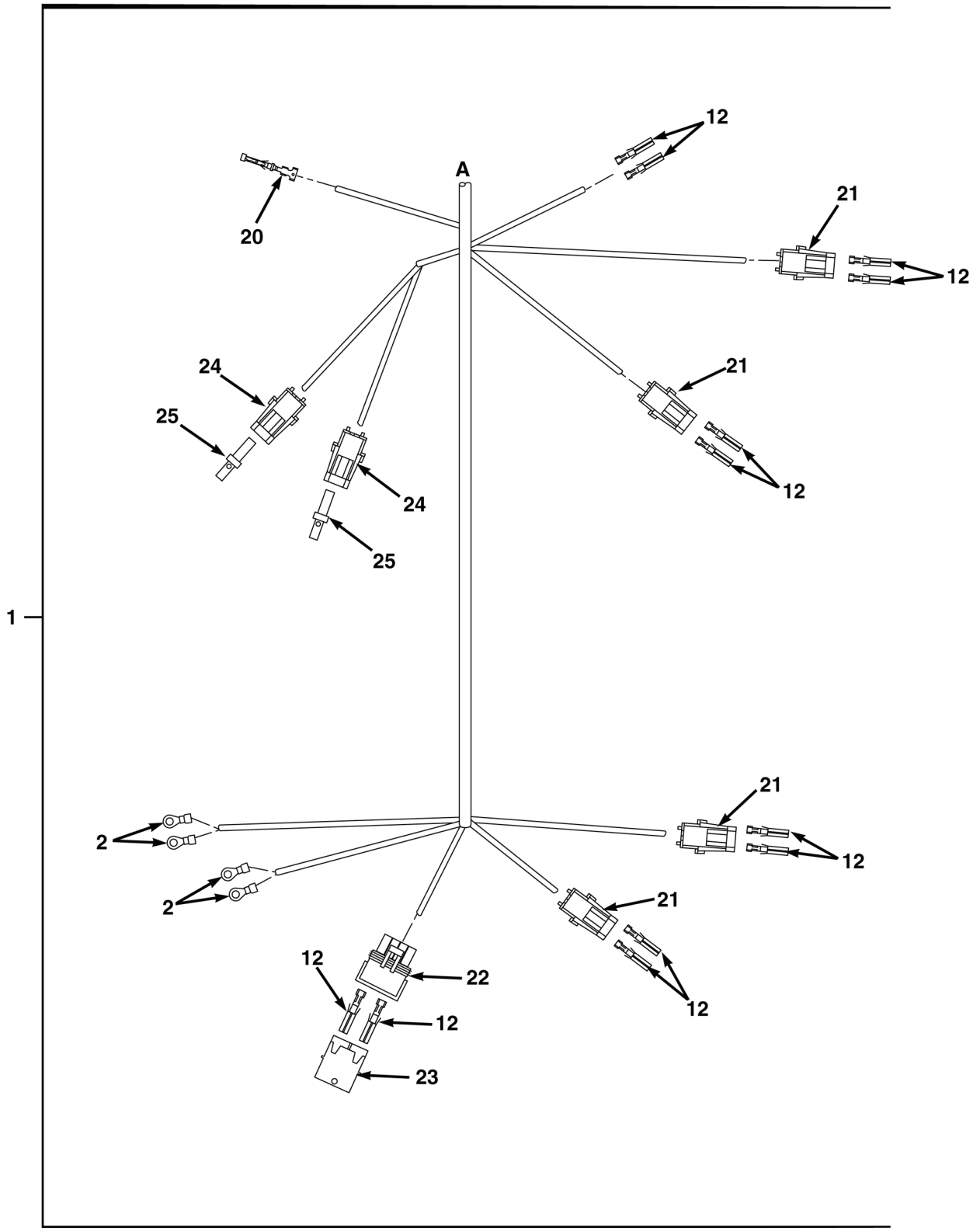


FIG. 56 HARNESS ASSEMBLY, PUMP PANEL (SHEET 2 OF 3)

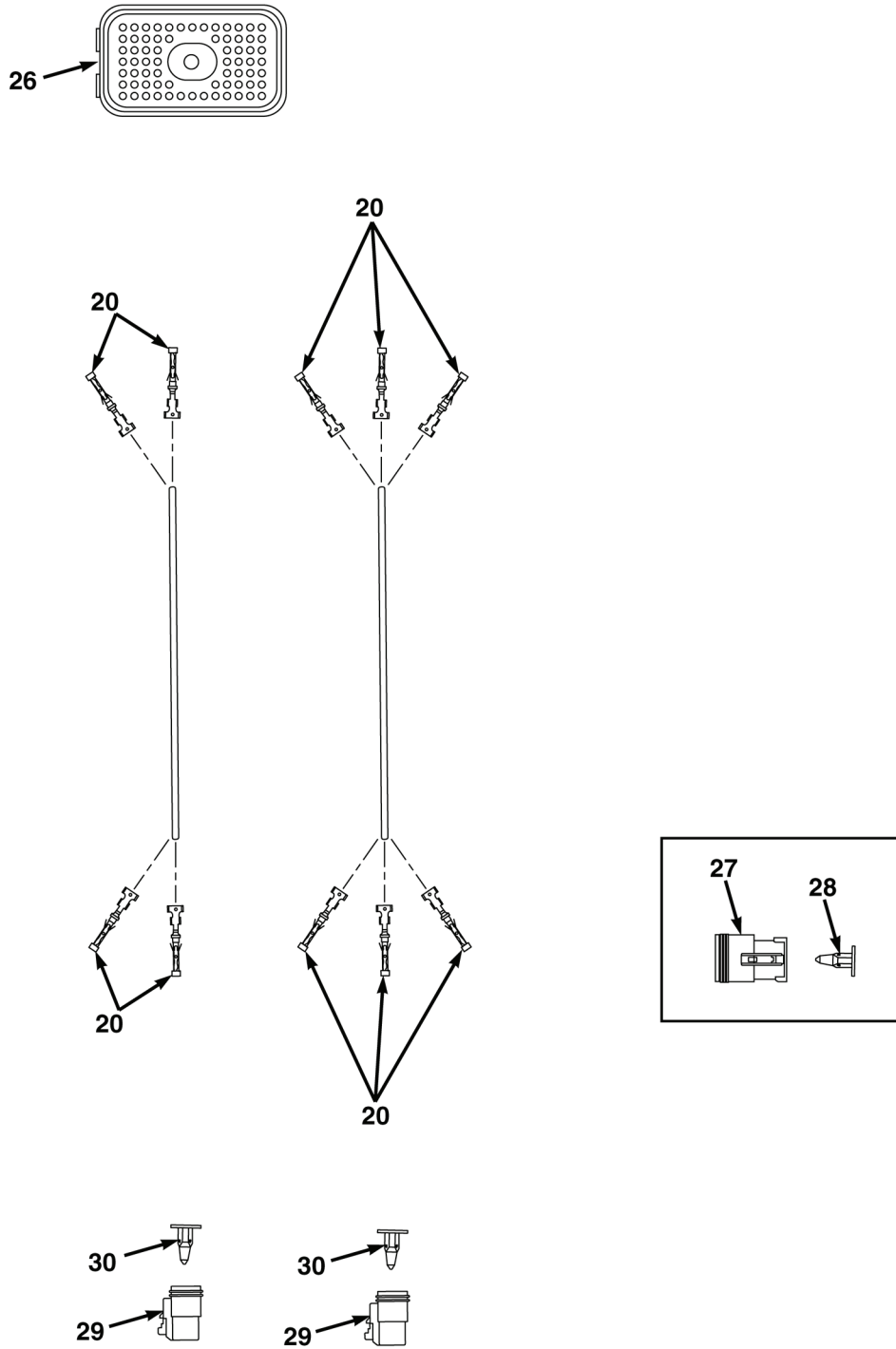


FIG. 56 HARNESS ASSEMBLY, PUMP PANEL (SHEET 3 OF 3)

(1)	(2)	(3)	(4)	(5)	(6)	(7)
ITEM NO.	SMR CODE	NSN	CAGEC	PART NUMBER	DESCRIPTION AND USABLE ON CODES (UOC)	QTY
GROUP 7626 MISCELLANEOUS ELECTRICAL COMPONENTS						
FIG. 56 HARNESS ASSEMBLY, PUMP PANEL						
1	PAFFF		04664	64-4511-H003	HARNESS,PUMP PANEL	1
2	PAFZZ	5940-00-995-2786	53711	438-6404484-61	. TERMINAL,LUG NO. 6	36
3	PAFZZ	5940-01-082-3321	00779	3-350820-2	. TERMINAL,QUICK DISCONNECT	2
4	PAFZZ	5999-01-286-5843	12361	7-689-000797	. CONTACT,ELECTRICAL 14-12,PIN . . .	11
5	PAFZZ		11139	HDP24-24-16PE	. CONNECTOR	1
6	PAFZZ	5310-01-519-0209	11139	2411-001-2405	. NUT,PLAIN,ROUND.	2
7	PAFZZ		11139	2414-001-2486	. WASHER,LOCK.	2
8	PAFZZ	5935-01-517-8126	11139	HDP24-24-23PN	. CONNECTOR	1
9	PAFZZ	5999-01-216-3648	11139	0460-202-16141	. CONTACT,ELECTRICAL	21
10	PAFZZ	5940-00-114-1305	81343	MS25036-116	. TERMINAL,LUG.	1
11	PAFZZ	5935-01-291-2814	10988	L124720	. CONNECTOR,PLUG ELECTRICAL . . .	3
12	PAFZZ	5999-01-214-9682	45152	1624090	. CONTACT,ELECTRICAL	15
13	PAFZZ	5935-01-338-3532	64678	1201 0996	. CONNECTOR BODY,PLUG.	3
14	PAFZZ	5999-01-406-4110	77060	12124582	. CONTACT,ELECTRICAL	7
15	PAFZZ	5940-00-143-4794	81343	MS25036-112	. TERMINAL,LUG NO.10	4
16	PAFZZ	5935-01-337-0288	64678	1208-9272	. DUMMY CONNECTOR RECEPTACLE .	1
17	PAFZZ	5935-01-336-7622	77060	1203 3769	. CONNECTOR BODY.	1
18	PAFZZ	5920-00-090-8396	19200	11746479	. FUSEHOLDER EXTRACTOR	2
19	PAFZZ	5935-01-214-4163	22785	12010973	. CONNECTOR BODY,PLUG.	2
20	PAFZZ	5999-00-150-4726	00779	66101-3	. CONTACT,ELECTRICAL	13
21	PAFZZ	5935-01-214-5259	77060	12015792	. CONNECTOR BODY,PLUG.	4
22	PAFZZ	5935-01-308-8599	45152	1788880	. CONNECTOR BODY,PLUG.	1
23	PAFZZ	5935-01-336-5396	77060	1201 0974	. CONNECTOR BODY,PLUG.	1
24	PAFZZ		11139	DT06-2S-P012	. CONNECTOR,PLUG ELECTRICAL . . .	2
25	PAFZZ	5999-01-203-6687	11139	0462-201-16141	. CONTACT,ELECTRICAL	4
26	PAFZZ		005K6	4000942	. CONNECTOR,70-PIN ELECTRICAL. . .	1
27	PAFZZ		11139	DT06-3S-P006	. DUMMY LOAD ELECTRIC	1
28	PAFZZ	5935-01-470-8343	19207	12421882	. POLARIZING KEY ELECTRIC	1
29	PAFZZ		11139	DT06-3S-EP11	. CONNECTOR BODY,PLUG.	2
30	PAFZZ		11139	W3S-P012	. LOCK,SECONDARY	2
END OF FIGURE						

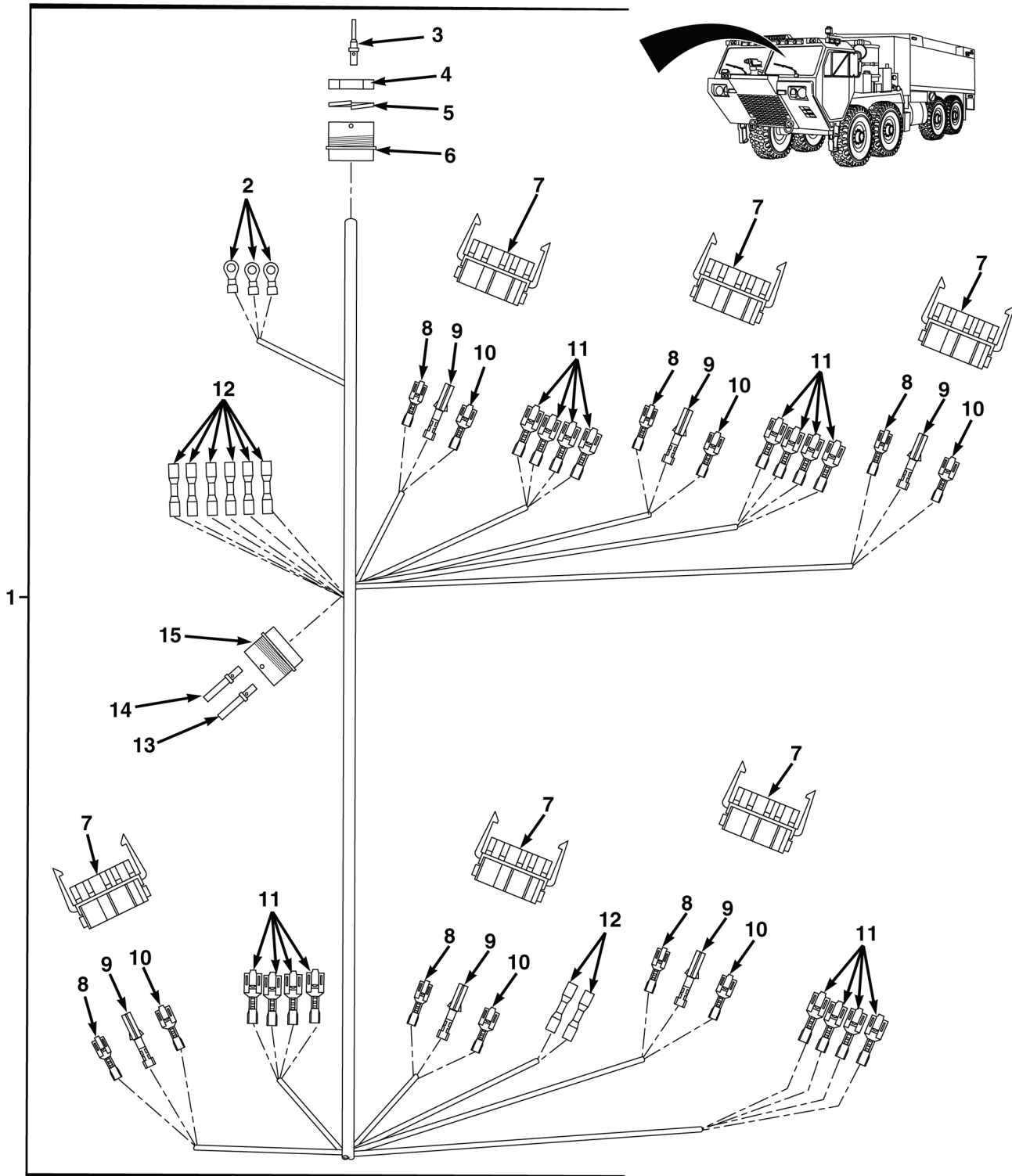


FIG. 57 HARNESS ASSEMBLY, CAB PUMP CONTROL

(1)	(2)	(3)	(4)	(5)	(6)	(7)
ITEM NO.	SMR CODE	NSN	CAGEC	PART NUMBER	DESCRIPTION AND USABLE ON CODES (UOC)	QTY
					GROUP 7626 MISCELLANEOUS ELECTRICAL COMPONENTS FIG. 57 HARNESS ASSEMBLY, CAB PUMP CONTROL	
1	PBFFF		04664	64-4506-H001	HARNESS,CAB PUMP CONTROL	1
2	PAFZZ	5940-00-143-4793	81343	AS25036-110	. TERMINAL,LUG.	3
3	PAFZZ	5999-01-216-3648	11139	0460-202-16141	. CONTACT,ELECTRICAL	11
4	PAFZZ	5310-01-519-0209	11139	2411-001-2405	. NUT,PLAIN,ROUND.	1
5	PAFZZ		11139	2414-001-2486	. WASHER,LOCK.	1
6	PAFZZ	5935-01-517-8126	11139	HDP24-24-23PN	. CONNECTOR RECEPTACLE	1
7	PAFZZ		81118	28-5558	. CONNECTOR RECEPTACLE	5
8	PAFZZ	5940-01-345-6269	77060	12015860	. TERMINAL,QUICK DISCONNECT	12
9	PAFZZ	5999-01-422-9740	19207	12420936	. CONTACT,ELECTRICAL	16
10	PAFZZ	5999-01-517-9332	77060	12015869	. CONTACT,ELECTRICAL	9
11	PAFZZ	5940-01-342-3883	77060	1201 5857	. TERMINAL,QUICK DISCONNECT	16
12	PAFZZ	5940-00-003-5290	06090	D-136-07	. SPLICE,CONDUCTOR	8
13	PAFZZ	5999-01-203-6687	11139	0462-201-16141	. CONTACT,ELECTRICAL	11
14	PAFZZ	5999-01-372-4955	11139	5962-202-16141	. CONTACT,ELECTRICAL	2
15	PAFZZ	5935-01-519-1190	11139	HDP26-24-23SN	. CONNECTOR,PLUG ELECTRICAL	1
					END OF FIGURE	

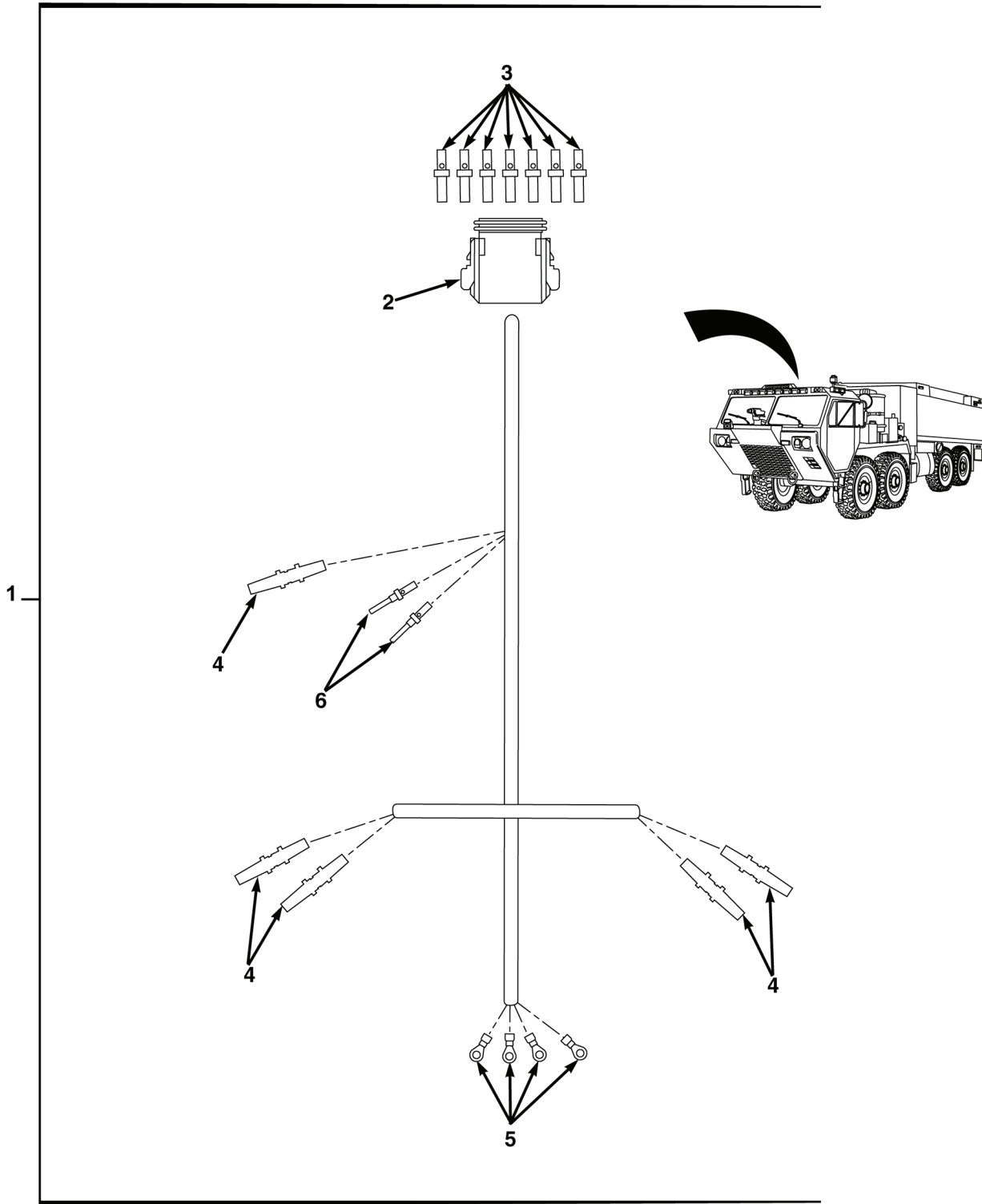


FIG. 58 HARNESS ASSEMBLY, CAB ROOF

(1)	(2)	(3)	(4)	(5)	(6)	(7)
ITEM NO.	SMR CODE	NSN	CAGEC	PART NUMBER	DESCRIPTION AND USABLE ON CODES (UOC)	QTY
					GROUP 7626 MISCELLANEOUS ELECTRICAL COMPONENTS	
					FIG. 58 HARNESS ASSEMBLY, CAB ROOF	
1	PFFFF		04664	64-4508-H001	HARNESS,CAB ROOF	1
2	XAFZZ	5935-01-517-0938	11139	DT06-8SA-P012	. CONNECTOR,PLUG ELECTRICAL . . .	1
3	XAFZZ	5999-01-372-4955	11139	5962-202-16141	. CONTACT,ELECTRICAL 16-14, SOCKET, #15.	7
4	XAFZZ	5940-00-636-6363	1NJK8	YSV14	. SPLICE,CONDUCTOR 16-14 GA,BUTT	5
5	XAFZZ	5940-00-012-0942	96906	MS17143-18	. TERMINAL,LUG NO.10,RING,16-14 GA	4
6	XAFZZ		00779	171638-1	. CONTACT,ELECTRICAL 20-16 GA, PIN #16	2
END OF FIGURE						

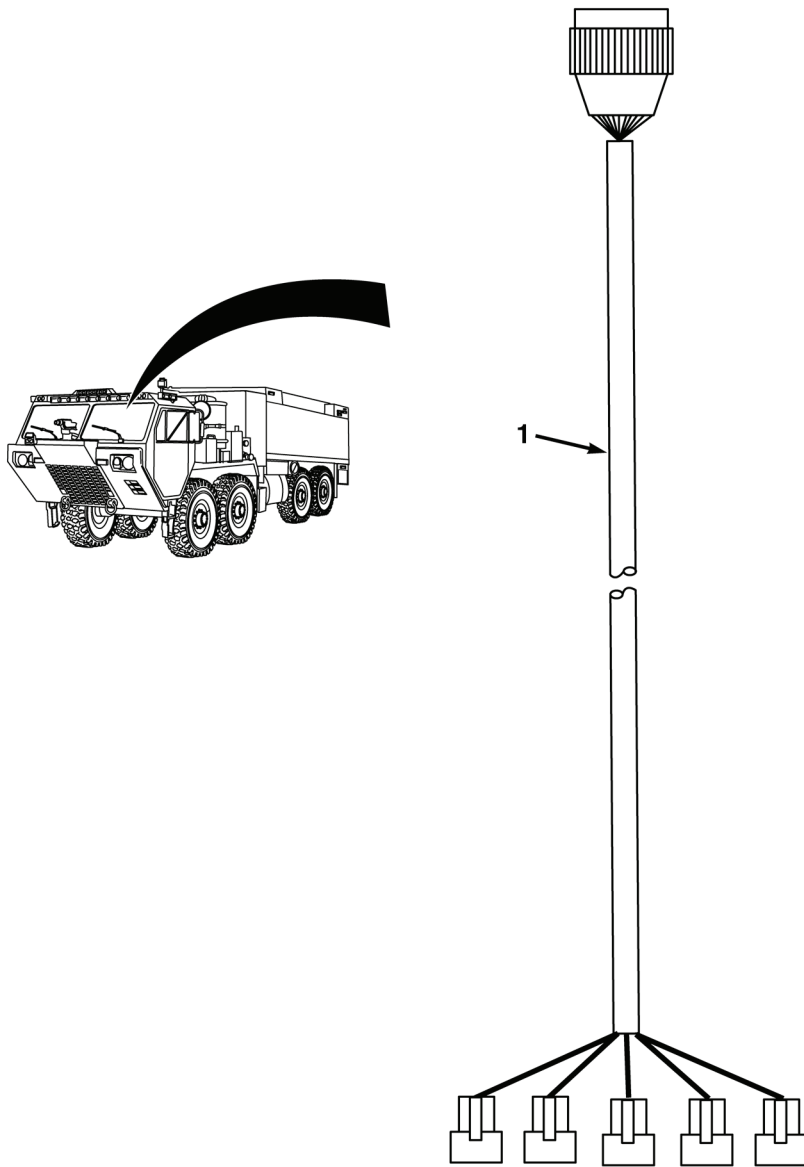


FIG. 59 HARNESS ASSEMBLY, INTERCOM

(1) ITEM NO.	(2) SMR CODE	(3) NSN	(4) CAGEC	(5) PART NUMBER	(6) DESCRIPTION AND USABLE ON CODES (UOC)	(7) QTY
					GROUP 7626 MISCELLANEOUS ELECTRICAL COMPONENTS FIG. 59 HARNESS ASSEMBLY, INTERCOM	
1	PAFZZ		04664	1406418	HARNESS,INTERCOM	1
					END OF FIGURE	

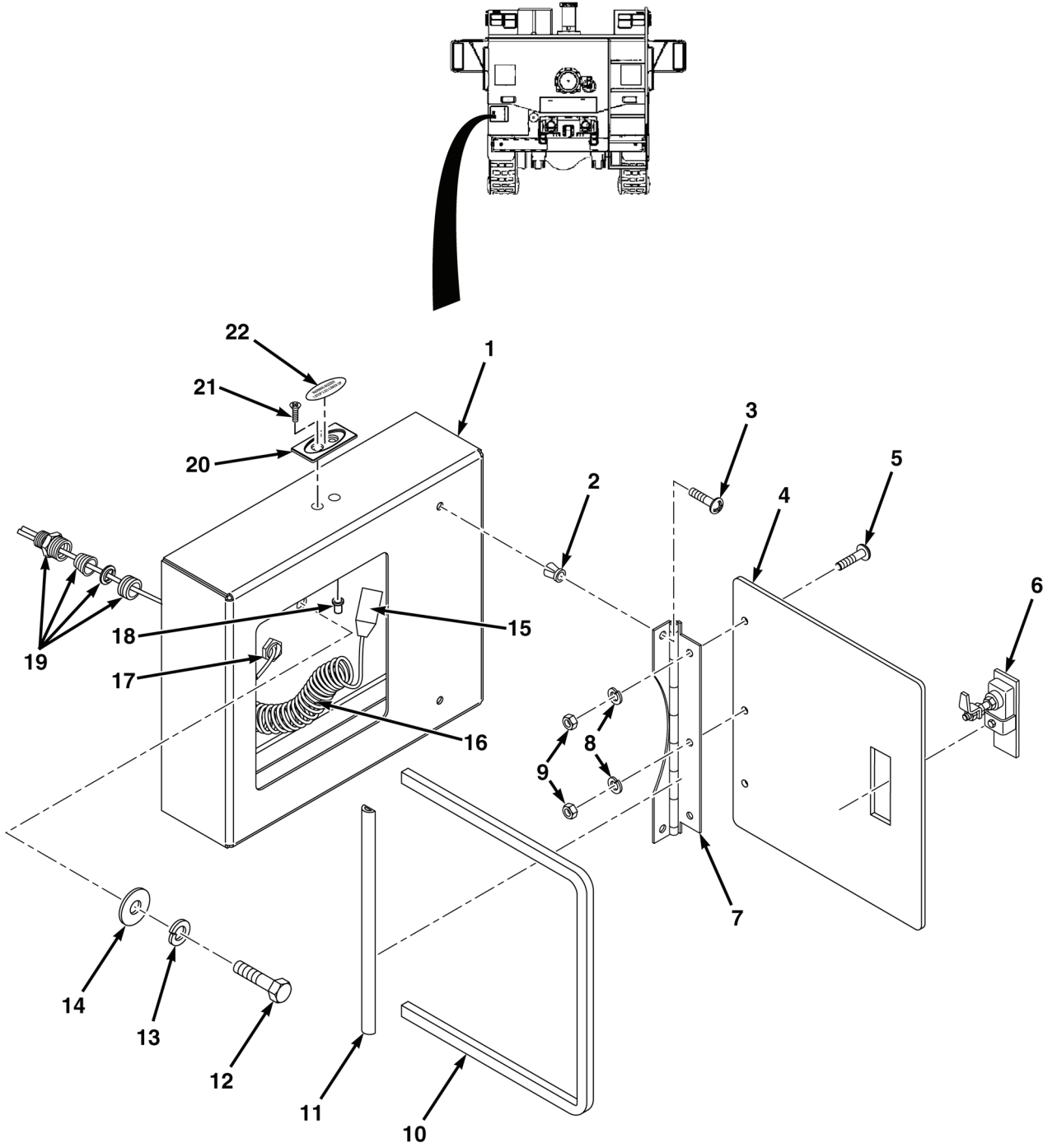


FIG. 60 BUZZER BOX ASSEMBLY

(1)	(2)	(3)	(4)	(5)	(6)	(7)
ITEM NO.	SMR CODE	NSN	CAGEC	PART NUMBER	DESCRIPTION AND USABLE ON CODES (UOC)	QTY
					GROUP 7626 MISCELLANEOUS ELECTRICAL COMPONENTS	
					FIG. 60 BUZZER BOX ASSEMBLY	
1	PAFZZ		04664	1336529	BUZZER BOX,LH REAR BULKHEAD . . .	1
2	PAFZZ	5340-01-518-2859	02768	212-250301-00	GROMMET,SCREW	2
3	PAFZZ	5305-00-050-9227	96906	MS51957-61	SCREW,MACHINE 10-24 x 3/8	2
4	PAFZZ		04664	1183549	DOOR,COMPARTMENT	1
5	PAFZZ	5305-00-050-9226	96906	MS51957-60	SCREW,MACHINE 10-24 X 5/16 NC. . . .	3
6	PAFZZ		94222	62-40-251-2	LATCH,LIFT & TURN.	1
7	PAFZZ		04664	1183550	HINGE,COMPARTMENT	1
8	PAFZZ	5310-01-518-0051	04664	82-1043-0010	WASHER,LOCK NO. 10	3
9	PAFZZ	5310-00-763-8927	96906	MS51971-10	NUT,PLAIN,HEXAGON	3
10	MFFZZ		04664	943127-00025	SEAL,DOOR MAKE FROM SEAL P/N 4813, CAGE 56329, 25 INCH	25
11	MFFZZ		04664	943064-00012	SEAL,NONMETALLIC MAKE FROM SEAL P/N 1085-3017, CAGE 56329, 12 INCH	1
12	PAFZZ	5305-00-068-0511	80204	B1821BH038C125N	SCREW,CAP,HEXAGON 3/8 X 1.25	2
13	PAFZZ	5310-01-130-9065	81337	6-1-5866-17	WASHER,LOCK 3/8.	2
14	PAFZZ	5310-00-087-7493	96906	MS27183-13	WASHER,FLAT 3/8	2
15	PAFZZ	5930-01-175-8001	90129	X8932-3	SWITCH,PUSH HAND HELD	1
16	PAFZZ		8X646	4ZZ-1802-24-SJ0-PRC	CABLE,COIL	1
17	PAFZZ	5310-01-113-9097	05574	00322001LPK50	NUT,PLAIN,ROUND.	1
18	PAFZZA	5325-01-411-0066	78276	ALS4-1024-130	INSERT,SCREW THREAD 10-24	2
19	PAFZZ	5975-01-207-0230	05574	SHC-1022	BOX CONNECTOR	1
20	PAFZZA	2590-01-517-3439	04664	1091733-0014	BEZEL,AUTOMOTIVE	1
21	PAFZZA	5305-00-052-6872	80205	MS24627-49	SCREW,TAPPING 10-24 X .625	2
22	PAFZZA		1JWQ8	1196121-0003	TAG-O,WARNING BUZZE	1
END OF FIGURE						

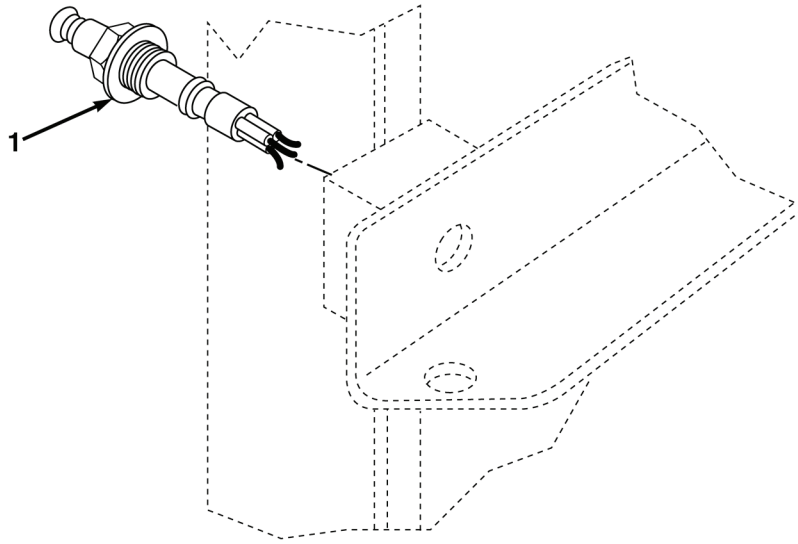
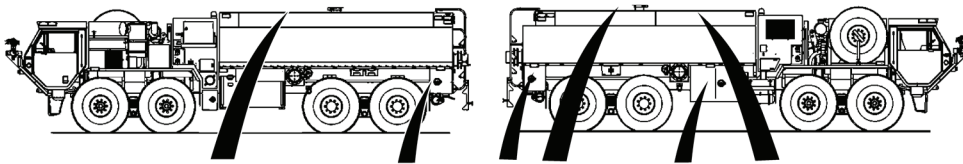


FIG. 61 DOOR SWITCHES

(1)	(2)	(3)	(4)	(5)	(6)	(7)
ITEM NO.	SMR CODE	NSN	CAGEC	PART NUMBER	DESCRIPTION AND USABLE ON CODES (UOC)	QTY
					GROUP 7626 MISCELLANEOUS ELECTRICAL COMPONENTS FIG. 61 DOOR SWITCHES	
1	PAFZZ	5930-01-517-6231	77326	52-620	SWITCH,PUSH	6
					END OF FIGURE	

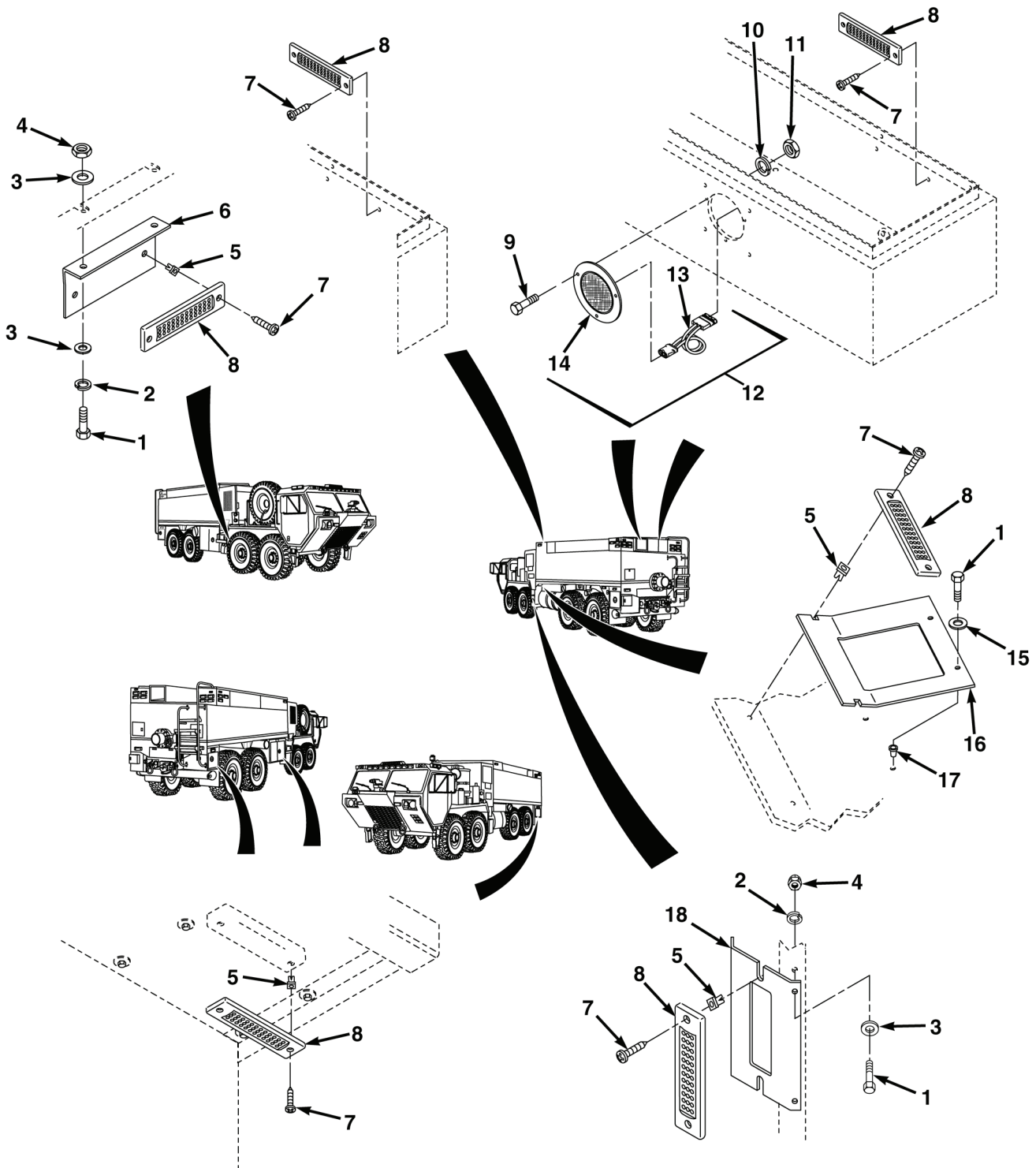


FIG. 62 COMPARTMENT LIGHTS

(1)	(2)	(3)	(4)	(5)	(6)	(7)
ITEM NO.	SMR CODE	NSN	CAGEC	PART NUMBER	DESCRIPTION AND USABLE ON CODES (UOC)	QTY
					GROUP 7626 MISCELLANEOUS ELECTRICAL COMPONENTS FIG. 62 COMPARTMENT LIGHTS	
1	PAFZZ	5305-00-984-6216	96906	MS35206-269	SCREW,MACHINE 10-24X1.5.....	6
2	PAFZZ	5310-00-933-8120	80205	MS35338-138	WASHER,LOCK NO. 10	6
3	PAFZZ	5310-00-060-9242	80205	NAS42DD6-5	WASHER,FLAT .190	12
4	PAFZZ	5310-01-283-4637	96906	MS24679-23	NUT,PLAIN,CAP 10-25 NC	8
5	PAFZZ		02768	242-170602-83	INSERT,PLASTIC	12
6	PFFZZ		04664	1660873	BRACKET,LIGHT	1
7	PAFZZ	5305-00-984-6224	80205	MS35206-237	SCREW,MACHINE 6-32 X 1 3/4 NC	26
8	PAFZZ		10402	01-0663506NC9	LIGHT,STRIP	13
9	PAFZZ	5305-00-988-1727	80205	MS35206-283	SCREW,MACHINE 1/4-20 x 1.00	12
10	PAFZZ	5310-00-883-9417	80205	MS35338-158	WASHER,LOCK 1/4.	12
11	PAFZZ	5310-00-997-1888	80205	MS35649-2252	NUT,PLAIN,HEXAGON 1/4-20.	12
12	PAFZZ		13548	44045C	LIGHT ASSEMBLY	4
13	PAFZZ		13548	94789	. HARNESS	1
14	PAFZZ		13548	44265C	. LIGHT.	1
15	PAFZZ	5310-01-517-5998	0LBS5	F-XWFDS.25X1.25	WASHER,FLAT	2
16	PFFZZ		04664	1682499	BRACKET,LIGHT	1
17	PAFZZ	5325-01-411-0066	78276	ALS4-1024-130	INSERT,SCREW THREAD 10-24	2
18	PFFZZ		04664	1660997	BRACKET,LIGHT	1
					END OF FIGURE	

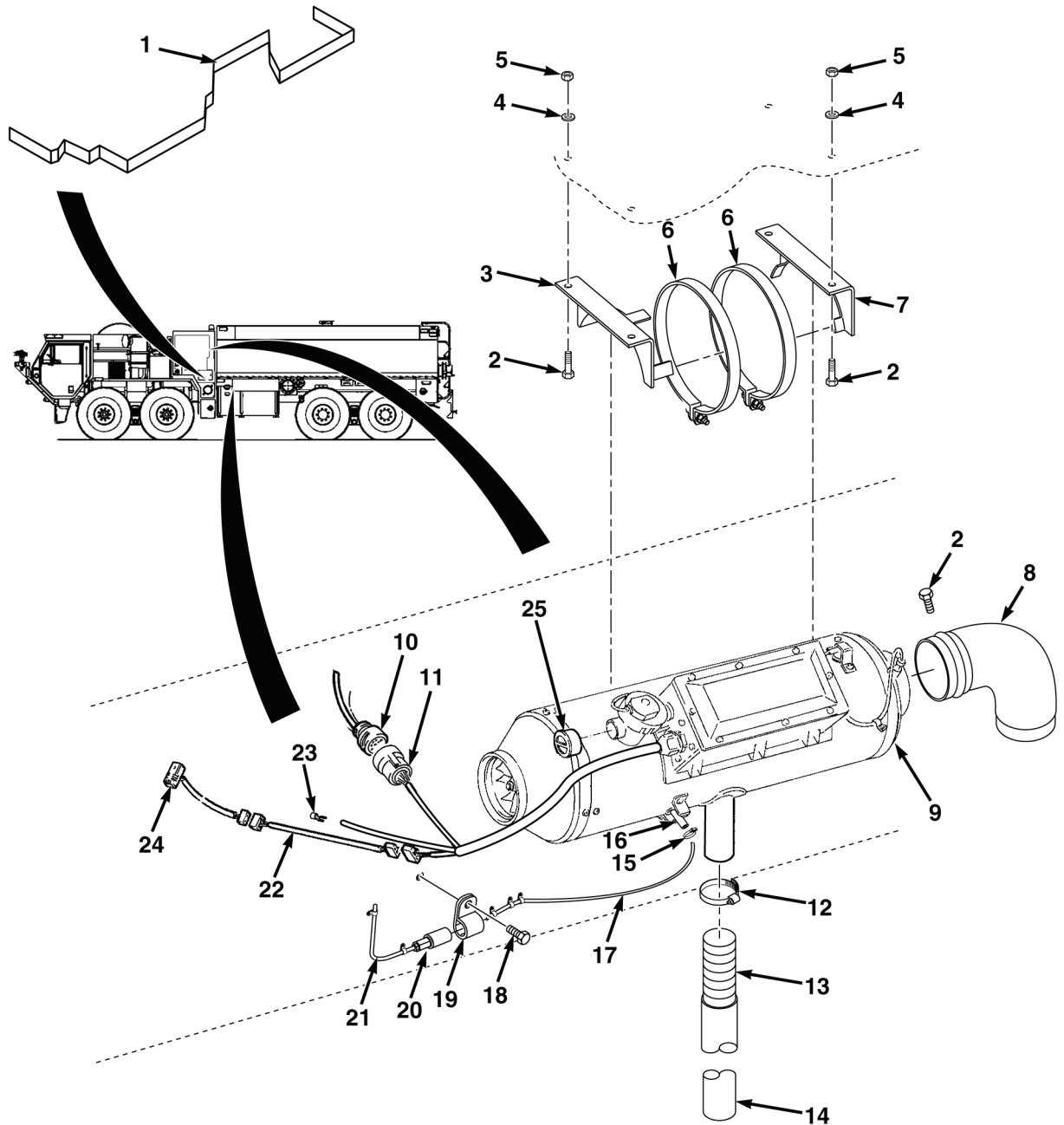


FIG. 63 PUMP HOUSE HEATER INSTALLATION (SHEET 1 OF 2)

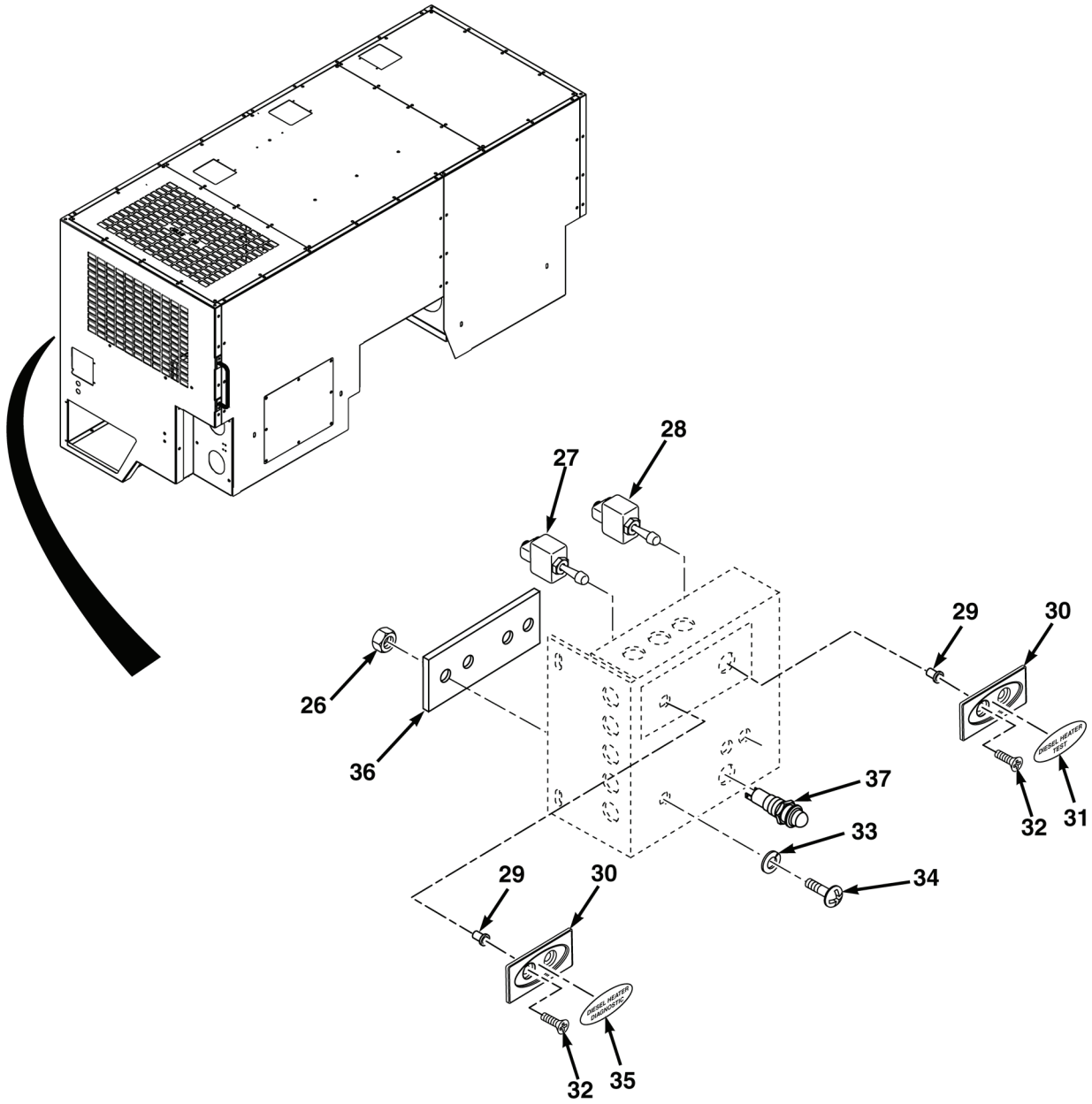


FIG. 63 PUMP HOUSE HEATER INSTALLATION (SHEET 2 OF 2)

(1)	(2)	(3)	(4)	(5)	(6)	(7)
ITEM NO.	SMR CODE	NSN	CAGEC	PART NUMBER	DESCRIPTION AND USABLE ON CODES (UOC)	QTY
					GROUP 7627 HEATER, VEHICULAR COMPARTMENT FIG. 63 PUMP HOUSE HEATER INSTALLATION	
1	MFFZZ		04664	943134-144	SEAL, NONMETALLIC MAKE FROM SEAL P/N ED-5340, CAGE 2L480, 144 INCH	1
2	PAFZZ	5305-00-068-0510	80204	B1821BH038C100N	SCREW, CAP, HEXAGON HEAD, 3/8X1.00	5
3	PFFZZ	2540-12-346-1912	D8435	251728050001	BRACKET, MOUNTING SPECIAL BRACKET	1
4	PAFZZ	5310-01-522-6093	04664	82-1013-0038	WASHER, FLAT 3/8	4
5	PAFZZ	5310-01-477-8639	39428	90640A131	NUT, SELF-LOCKING HEX, 3/8	4
6	PAFZZ	5340-12-171-2845	D8435	102062192209	CLAMP, LOOP	2
7	PFFZZ	2540-12-171-3411	D8435	251244050002	BRACKET, MOUNTING	1
8	PAFZZ		1FVG1	4-30-702C	ELBOW, DUCT	1
9	PAFZZ		04664	CA 1891 31	HEATER, VEHICULAR COMPARTMENT	1
10	PAFZZ	2990-12-347-3145	D8435	221000400200	CONNECTOR, EXHAUST P.	1
11	PAFZZ		D8435	25 1766 65 02 00	CABLE SECTION	1
12	PAFZZ	5340-12-335-8703	S5749	R45	CLAMP, LOOP	1
13	PAFZZ	4720-12-351-2042	D8435	36061381	HOSE, METALLIC.	1
14	PAFZZ	4720-01-517-5328	04664	42-0985-0032	GUARD, HOSE-TUBING	4
15	PAFZZ	5340-01-475-0054	1J955	102063009098	CLIP, SPRING TENSION	2
16	PAFZZ	4720-12-331-5926	D8435	360753000000	HOSE, NONMETALLIC.	1
17	PAFZZ		D8435	090 31 108	HOSE, NONMETALLIC.	1
18	PAFZZ	5306-00-637-9675	96906	MS35307-332	BOLT, MACHINE 5/16-18 NC X 3/4	1
19	PAFZZ	5340-12-183-8135	D9134	411261679	CLAMP, LOOP	1
20	PAFZZ		D8435	25 1689 50 00 37	PICKUP, FUEL	1
21	PAFZZ	4720-12-333-3860	D8435	360753500000	HOSE, NONMETALLIC.	1
22	PAFZZ		D8435	25 1482 89 40 00	CABLE, TEMPERATURE	1
23	PAFZZ		D8435	206 36 151	CONNECTION SOCKET	10
24	PAFZZ		D8435	25 1774 89 03 00	SENSOR TEMPERATURE	1
25	PAFZZ	2990-12-347-3145	D8435	221000400200	CONNECTOR, EXHAUST P.	1
26	PAFZZ	5310-00-807-1466	80205	MS21042-08	NUT, SELF-LOCKING HEXAGON, 10-24 NC	2
27	PAFZZ	5930-00-608-5669	96906	MS24658-21	SWITCH, TOGGLE	1
28	PAFZZ	5930-01-463-5688	96906	MS24658-22	SWITCH, TOGGLE	1
29	PAFZZ	5325-01-411-0066	78276	ALS4-1024-130	INSERT, SCREW THREAD 10-24	4
30	PAFZZ	2590-01-517-3439	04664	1097133-0014	BEZEL, AUTOMOTIVE.	2

(1)	(2)	(3)	(4)	(5)	(6)	(7)
ITEM NO.	SMR CODE	NSN	CAGEC	PART NUMBER	DESCRIPTION AND USABLE ON CODES (UOC)	QTY
31	PAFZZ		1JWQ8	1713161-0003	TAG-O,DIESEL HEATER TEST	1
32	PAFZZ	5305-00-052-6872	80205	MS24627-49	SCREW,TAPPING 10-24 X .625	4
33	PAFZZ	5310-01-518-0051	04664	82-1043-0010	WASHER,LOCK NO. 10.	2
34	PAFZZ	5305-00-989-7435	80205	MS35207-264	SCREW,MACHINE 10-24 NC X 5/8.	2
35	PAFZZ		1JWQ8	1253082	TAG-O,DIESEL HEATER DIAGNOSTIC	1
36	PFFZZ	5340-01-517-7746	04664	1345716	PLATE,MOUNTING	1
37	PAFZZ	6220-01-517-5880	04664	51-6033	LIGHT,INDICATOR.	1

END OF FIGURE

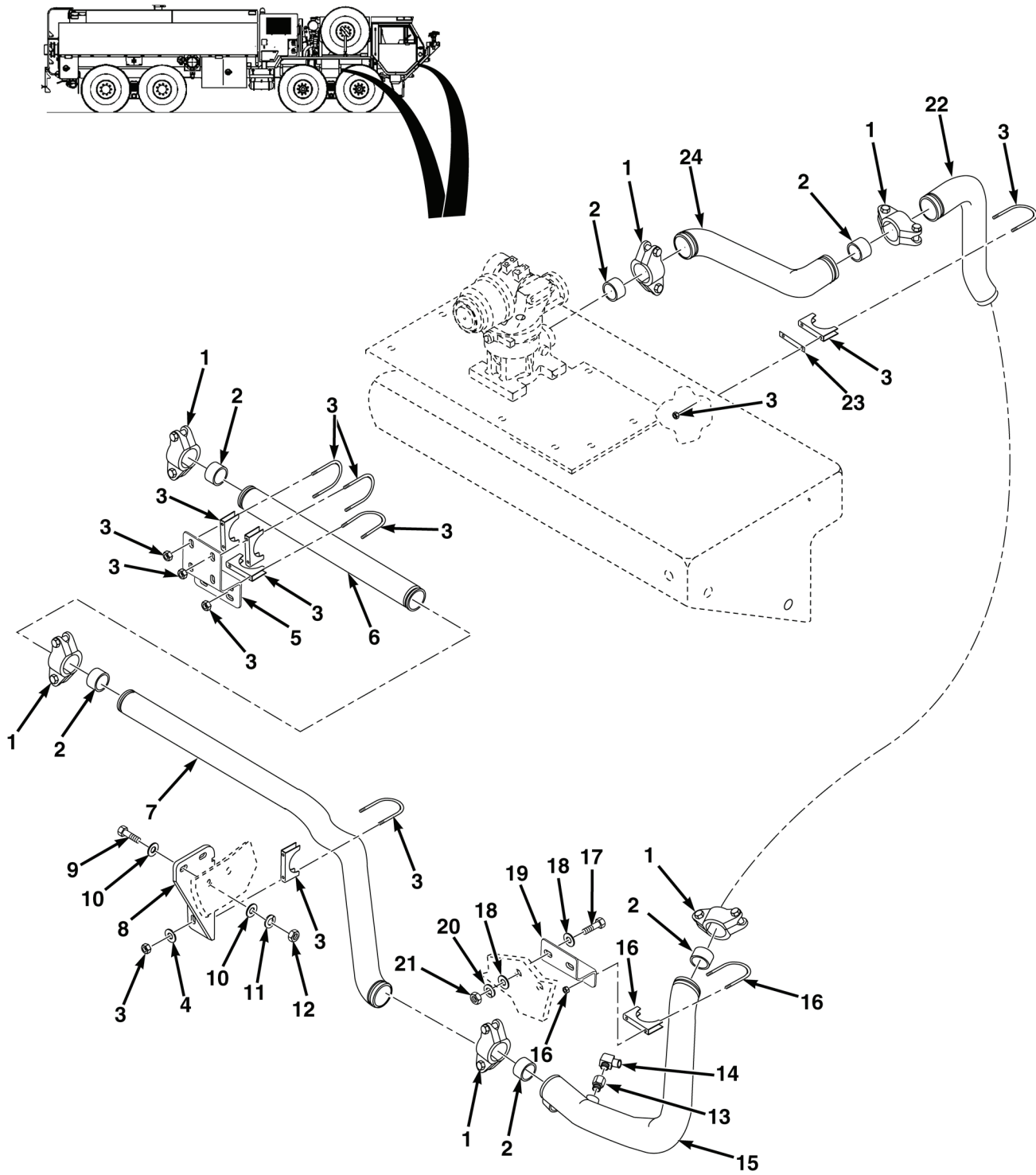


FIG. 64 BUMPER TURRET PIPING SYSTEM

(1)	(2)	(3)	(4)	(5)	(6)	(7)
ITEM NO.	SMR CODE	NSN	CAGEC	PART NUMBER	DESCRIPTION AND USABLE ON CODES (UOC)	QTY
					GROUP 7630 PIPING, WATER AND FOAM	
					FIG. 64 BUMPER TURRET PIPING SYSTEM	
1	PAFZZ		04664	51-2865	COUPLING,PIPE 2 INCH.	6
2	PAFZZ	5330-01-518-2033	79154	2.0INCH07T-GASKET	. GASKET.	6
3	PAFZZ	5340-01-398-6995	72741	656-214	CLAMP,LOOP	7
4	PAFZZ	5310-00-809-3078	96906	MS27183-11	WASHER,FLAT	6
5	PFFZZ		04664	1677475	BRACKET,REAR	1
6	PAFZZ		04664	1679425	PIPE,REAR	1
7	PAFZZ		04664	1679427	PIPE,MIDDLE	1
8	PFFZZ		04664	1677484	BRACKET,MIDDLE	1
9	PAFZZ	5305-01-242-0655	45152	120699A	SCREW,CAP,HEXAGON HEAD,3/8-16 X 1 1/2, G8	2
10	PAFZZ	5310-00-087-7493	96906	MS27183-13	WASHER,FLAT 3/8	4
11	PAFZZ	5310-00-637-9541	00198	132661	WASHER,LOCK 3/8.	2
12	PAFZZ	5310-01-177-4625	45152	108708A	NUT,SELF-LOCKING HEX,.38-16	2
13	PAFZZ	4820-01-517-4992	00912	3467-0001	COCK,DRAIN.	1
14	PAFZZ	4730-01-106-0313	93061	269HB-10-8	ELBOW,PIPE TO HOSE	1
15	PAFZZ		04664	1203968	PIPE,INLET	1
16	PAFZZ	5340-01-517-3685	96566	139350-00	CLEVIS AND U-BOLT	2
17	PAFZZ	5305-00-947-4352	80204	B1821BH075C125N	SCREW,CAP,HEXAGON HEAD,3/4-10 X 1 1/4 UNC	2
18	PAFZZ	5310-00-809-8533	96906	MS27183-23	WASHER,FLAT 3/4	4
19	PFFZZ		04664	1677483	BRACKET,FRONT	1
20	PAFZZ	5310-00-584-7888	96906	MS35338-51	WASHER,LOCK 3/4.	2
21	PAFZZ	5310-00-763-8922	96906	MS51967-24	NUT,PLAIN,HEXAGON 3/4-10 UNC	2
22	PAFZZ		04664	1678612	HOSE ASSEMBLY	1
23	PAFZZ		04664	1400521	SHIM,BUMPER	3
24	PAFZZ		04664	1679428	PIPE,FRONT	1
					END OF FIGURE	

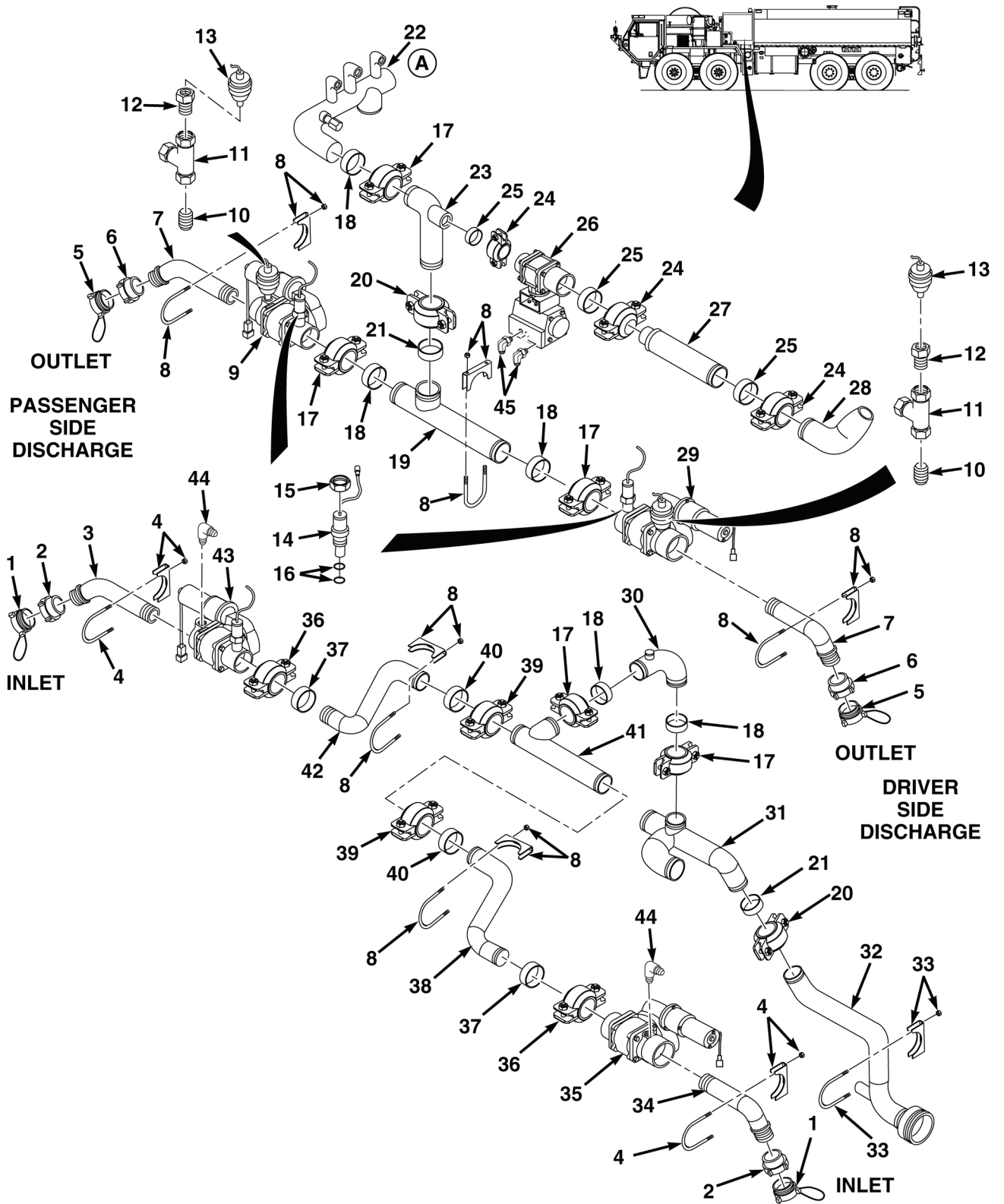


FIG. 65 DISCHARGE PIPING SYSTEM (SHEET 1 OF 2)

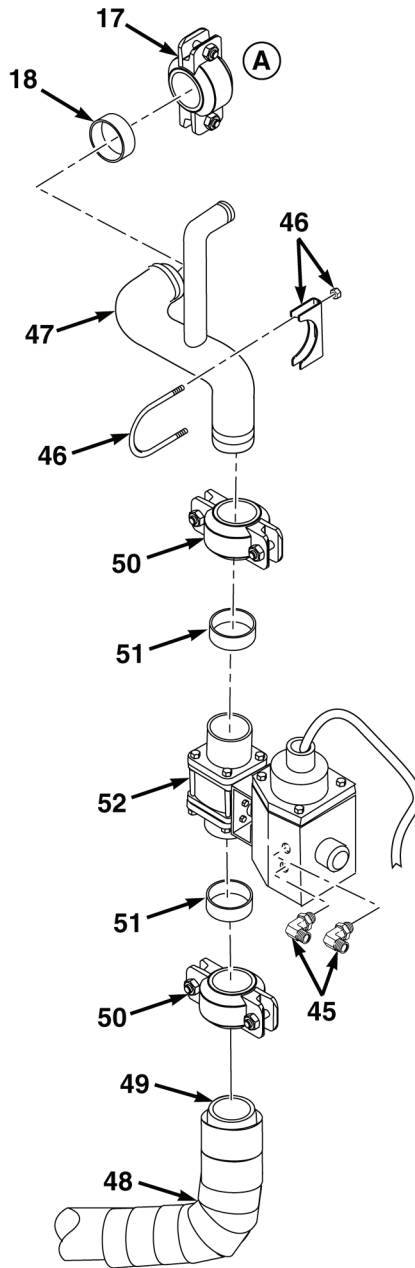


FIG. 65 DISCHARGE PIPING SYSTEM (SHEET 2 OF 2)

(1)	(2)	(3)	(4)	(5)	(6)	(7)
ITEM NO.	SMR CODE	NSN	CAGEC	PART NUMBER	DESCRIPTION AND USABLE ON CODES (UOC)	QTY
					GROUP 7630 PIPING, WATER AND FOAM	
					FIG. 65 DISCHARGE PIPING SYSTEM	
1	PAFZZ	4210-00-160-9855	00912	2AB65	PLUG,HOSE	2
2	PAFZZ		00912	338 2.5INX2.5IN	ADAPTER	2
3	PAFZZ		04664	1655414	ELBOW,PS AUX INLET	1
4	PAFZZ	5340-01-517-3685	96566	139350-00	CLEVIS AND U-BOLT	3
5	PAFZZ	4210-01-518-0432	8T964	C-15	CAP,HOSE	2
6	PAFZZ	4730-01-518-5379	8T694	37	REDUCER,PIPE	2
7	PAFZZ		04664	1336208	ELBOW,SIDE OUTLET	2
8	PAFZZ	5340-01-517-3680	96566	139275-00	CLAMP,LOOP	6
9	PAFZZ		00912	8625-1579	VALVE	1
10	PAFZZ	4730-01-305-8657	39428	4830K191	NIPPLE,PIPE	2
11	PAFZZ	4730-01-300-4114	39428	4464K52	TEE,PIPE	2
12	PAFZZ	4730-00-278-3888	30780	0102-12-8	REDUCER,PIPE	2
13	PAFZZ		00912	93000050	TRANSDUCER,PRESSURE	2
14	PAFZZ		00912	9300-0046	SENSOR,FLOW	2
15	PAFZZ		00912	115232	. RETAINER,NUT	2
16	PAFZZ		00912	757066	. O-RING	2
17	PAFZZ		04664	51-2864	COUPLING,PIPE 3 INCH	6
18	PAFZZ	5330-01-518-2030	79154	3.0INCH07T-GASKET	. GASKET	6
19	PAFZZ		04664	1655431	MANIFOLD,DS/PS DISCHARGE	1
20	PAFZZ	4730-01-518-1982	79154	L040007PT0	COUPLING,CLAMP,PIPE 4 INCH	2
21	PAFZZ	5330-01-518-2069	79154	4.0INCH07T-GASKET	. GASKET	2
22	PAFZZ		04664	1655416	MANIFOLD,PUMP DISCH	1
23	PAFZZ		04664	1690470	ELBOW,DISCHARGE	1
24	PAFZZ		04664	51-2862	COUPLING,PIPE 1.5 INCH	3
25	PAFZZ	5330-01-518-2027	79154	G014077LT0	. GASKET	3
26	PAFZZ	4820-01-517-5333	04664	1332091-0150	VALVE,BALL	1
27	PAFZZ		04664	1678614	HOSE ASSEMBLY 23.5 INCH	1
28	PAFZZ		04664	1655411	ELBOW,REEL DISCHARGE	1
29	PAFZZ		00912	8625-1578	VALVE	1
30	PAFZZ		04664	1655429	ELBOW,AUX INLET	1
31	PAFZZ		04664	1655428	MANIFOLD,PUMP MAIN INLET	1
32	PAFZZ		04664	1655417	MANIFOLD,MAIN INLET	1
33	PAFZZ	5340-01-013-9392	14934	U450	CLAMP,LOOP 4.5 INCH	1

(1)	(2)	(3)	(4)	(5)	(6)	(7)
ITEM NO.	SMR CODE	NSN	CAGEC	PART NUMBER	DESCRIPTION AND USABLE ON CODES (UOC)	QTY
34	PAFZZ		04664	1655415	ELBOW,DS AUX INLET	1
35	PAFZZ		00912	8625-1581	VALVE.	1
36	PAFZZ	4730-01-518-5402	79154	2.5INCH07T	COUPLING,CLAMP,PIPE STYLE 07	2
37	PAFZZ	5330-01-518-2080	79154	2.5INCH07T-GASKET	. GASKET.	2
38	PAFZZ		04664	1655422	INLET,DS AUX	1
39	PAFZZ	4730-01-518-5395	79154	3.0X2.5INCH750T	COUPLING,CLAMP,PIPE 2.5 INCH	2
40	PAFZZ	5330-01-518-2075	79154	3.0X2.5INCH750T-GASKET	. GASKET.	2
41	PAFZZ		04664	1655430	MANIFOLD,DS/PS INLET	1
42	PAFZZ		04664	1655423	INLET,PS AUX	1
43	PAFZZ		00912	8625-1580	VALVE.	1
44	PAFZZ	4730-00-278-3862	96906	MS51504B12	ELBOW,PIPE TO TUBE.	2
45	PAFZZ	4730-01-455-1066	93061	169PMT-4-4	ELBOW,PIPE TO HOSE	4
46	PAFZZ	5340-01-398-6995	72741	656-214	CLAMP,LOOP 2.25.	1
47	PAFZZ		04664	1655418	ELBOW,TURRET COOLER.	1
48	MFFZZ		04664	1398651-0072	WRAP,RUBBER MAKE FROM RUBBER P/N 93350, CAGE 0VC51, 72 INCH. . . .	1
49	PAFZZ		04664	1678613	HOSE ASSEMBLY	1
50	PAFZZ		04664	51-2865	COUPLING,PIPE 2 INCH.	2
51	PAFZZ	5330-01-518-2033	79154	2.0INCH07T-GASKET	. GASKET.	2
52	PAFZZ	4820-01-517-5336	04664	1332091-0200	VALVE,BALL.	1

END OF FIGURE

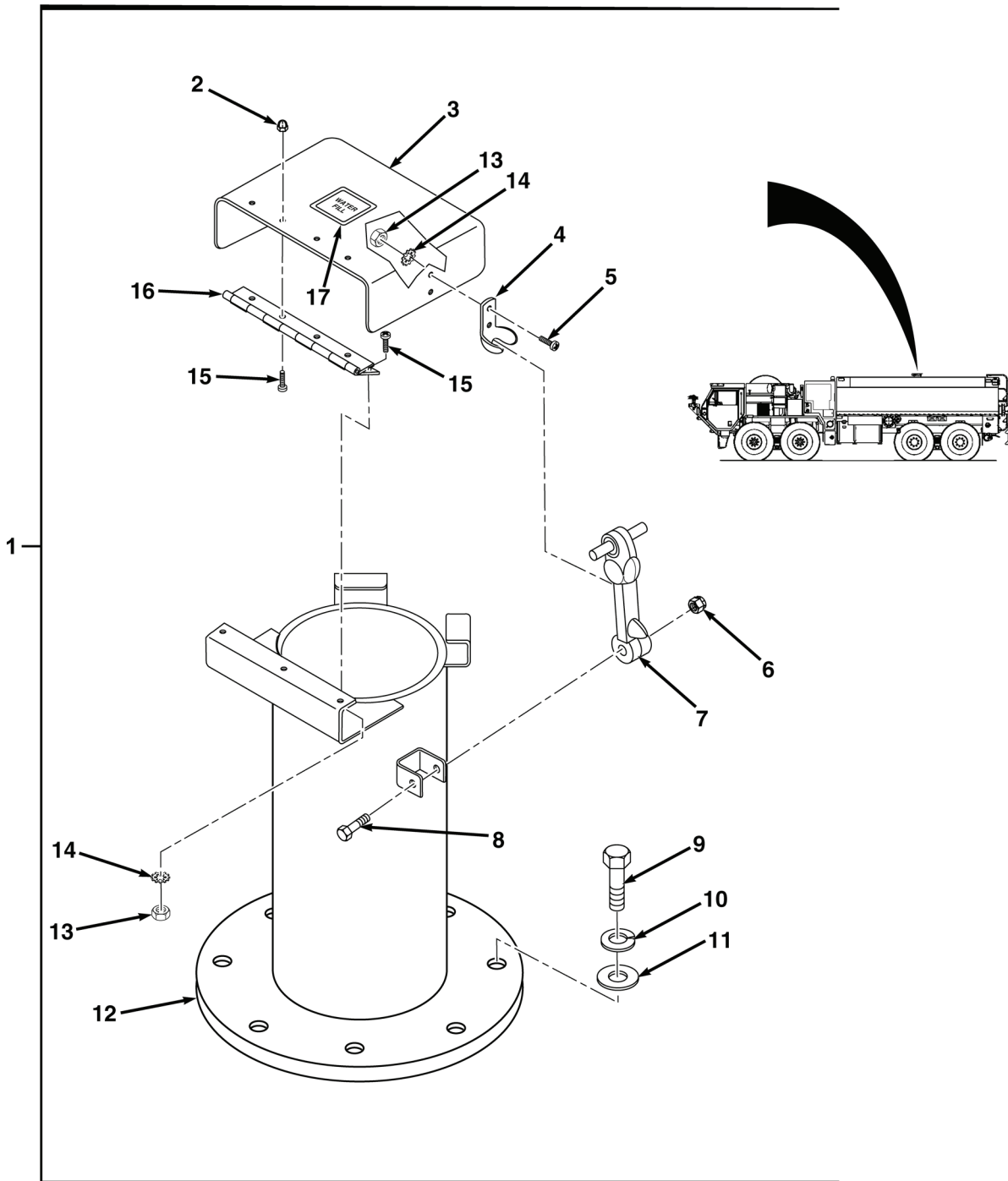


FIG. 66 TANK VENT ASSEMBLY

(1)	(2)	(3)	(4)	(5)	(6)	(7)
ITEM NO.	SMR CODE	NSN	CAGEC	PART NUMBER	DESCRIPTION AND USABLE ON CODES (UOC)	QTY
					GROUP 7630 PIPING, WATER AND FOAM	
					FIG. 66 TANK VENT ASSEMBLY	
1	PAFZZ		04664	1389492	ASSY,FILL TOWER W/COVER	1
2	PAFZZ	5310-01-482-0431	39428	90715A011	. NUT,SELF-LOCKING 10-24 NC	4
3	PFFZZ		04664	1372277	. COVER	1
4	PAFZZ	2590-01-517-2878	04664	1331040	. BRACKET,VEHICULAR C	1
5	PAFZZ	5305-00-984-6207	80205	MS35206-260	. SCREW,MACHINE 10-24 X 5/16 NC.	2
6	PAFZZ		39428	94812A030	. NUT,NYLON 5/16-18 NC	1
7	PAFZZ	2540-01-152-7764	64386	67D794	. LATCH,HOOD VEHICULAR	1
8	PAFZZ	5305-00-226-4831	80204	B1821BH031C150N	. SCREW,CAP,HEXAGON HEAD, 5/16-18 X 1.50	1
9	PAFZZ	5305-00-724-7220	80204	B1821BH063C150N	. SCREW,CAP,HEXAGON HEAD, .6250-12 X 1.50	8
10	PAFZZ	5310-00-820-6653	80205	MS35338-50	. WASHER,LOCK 5/8.	8
11	PAFZZ	5310-00-823-8803	96906	MS27183-21	. WASHER,FLAT 5/8	8
12	PAFZZ		04664	1389487	. TOWER,FILL	1
13	PAFZZ	5310-01-142-7049	45152	1817HX	. NUT,PLAIN,HEXAGON 10-24	5
14	PAFZZ	5310-00-080-9786	96906	MS45904-60	. WASHER,LOCK.	5
15	PAFZZ	5305-00-964-6195	80205	MS35199-53	. SCREW,MACHINE 10-24 X 3/8.	7
16	PAFZZ		04664	1372276	. HINGE,COVER VENT	1
17	PAFZZ		04664	91-0362	LABEL,WATER FILL	1
					END OF FIGURE	

(1)	(2)	(3)	(4)	(5)	(6)	(7)
ITEM NO.	SMR CODE	NSN	CAGEC	PART NUMBER	DESCRIPTION AND USABLE ON CODES (UOC)	QTY
					GROUP 7635 SPECIAL PURPOSE BODY	
					FIG. 67 ANTENNA AND MOUNTING BRACKET	
1	PAFZZ	5310-01-156-7704	96906	MS16286-3	NUT,PLAIN,HEXAGON 3/8	9
2	PAFZZ	5310-01-073-7031	96906	MS51859-8	WASHER,FLAT 3/8	8
3	PAFZZ		8X646	J04-0917-4-45FT	CABLE,RADIO ANTENNA	1
4	PAFZZ	5985-01-308-8988	80063	A3017899-2	ANTENNA,RADIO SINGGARS	1
5	PAFZZ	5305-00-801-5747	80205	MS35308-364	SCREW,CAP,HEXAGON HEAD,3/8-24 x 1.50	4
6	PAFZZ	5310-00-953-8628	96906	MS45904-77	WASHER,LOCK 3/8	10
7	PAFZZ	5305-00-680-4262	80205	MS35308-360	SCREW,CAP,HEXAGON HEAD,3/8-24 x 1.00	5
8	PAFZZ	5310-00-637-9541	80205	MS35338-46	WASHER,LOCK 3/8	9
9	PAFZZ		04664	1389051	BRACKET,ANTENNA MOUNTING	1
					END OF FIGURE	

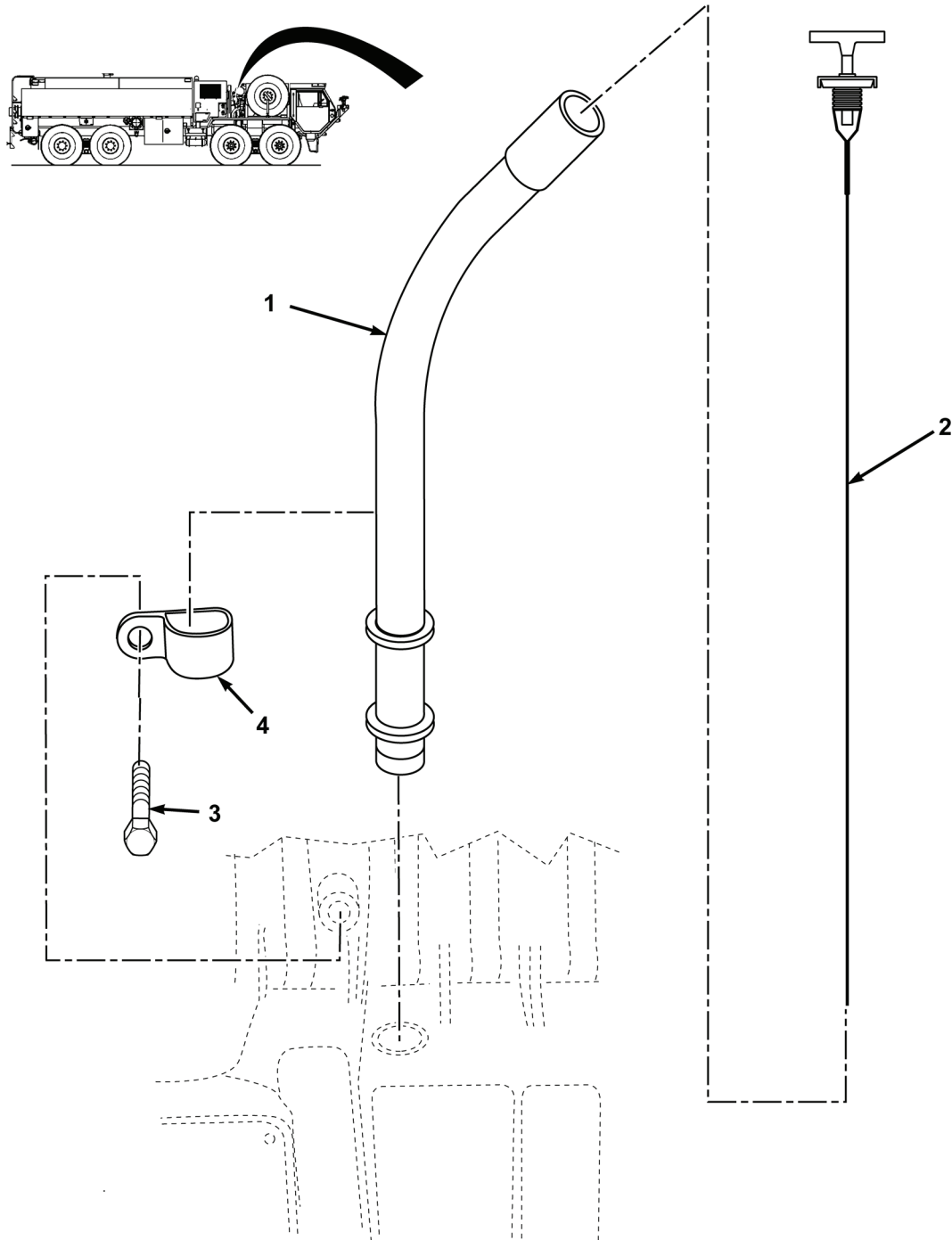


FIG. 68 TRANSMISSION DIPSTICK

(1)	(2)	(3)	(4)	(5)	(6)	(7)
ITEM NO.	SMR CODE	NSN	CAGEC	PART NUMBER	DESCRIPTION AND USABLE ON CODES (UOC)	QTY
					GROUP 7635 SPECIAL PURPOSE BODY	
					FIG. 68 TRANSMISSION DIPSTICK	
1	PAFZZ		0U276	1411921	TUBE,DIPSTICK	1
2	PAFZZ		0U276	1411923	DIPSTICK,TRANSMISSION	1
3	PAFZZ	5305-00-225-3843	80204	B1821BH025C100N	SCREW,CAP,HEXAGON HEAD,1/4-20 X 1.00	1
4	PAFZZ		75272	64-1339-0001	CLAMP,RUBBER RECTANGLE.....	1
					END OF FIGURE	

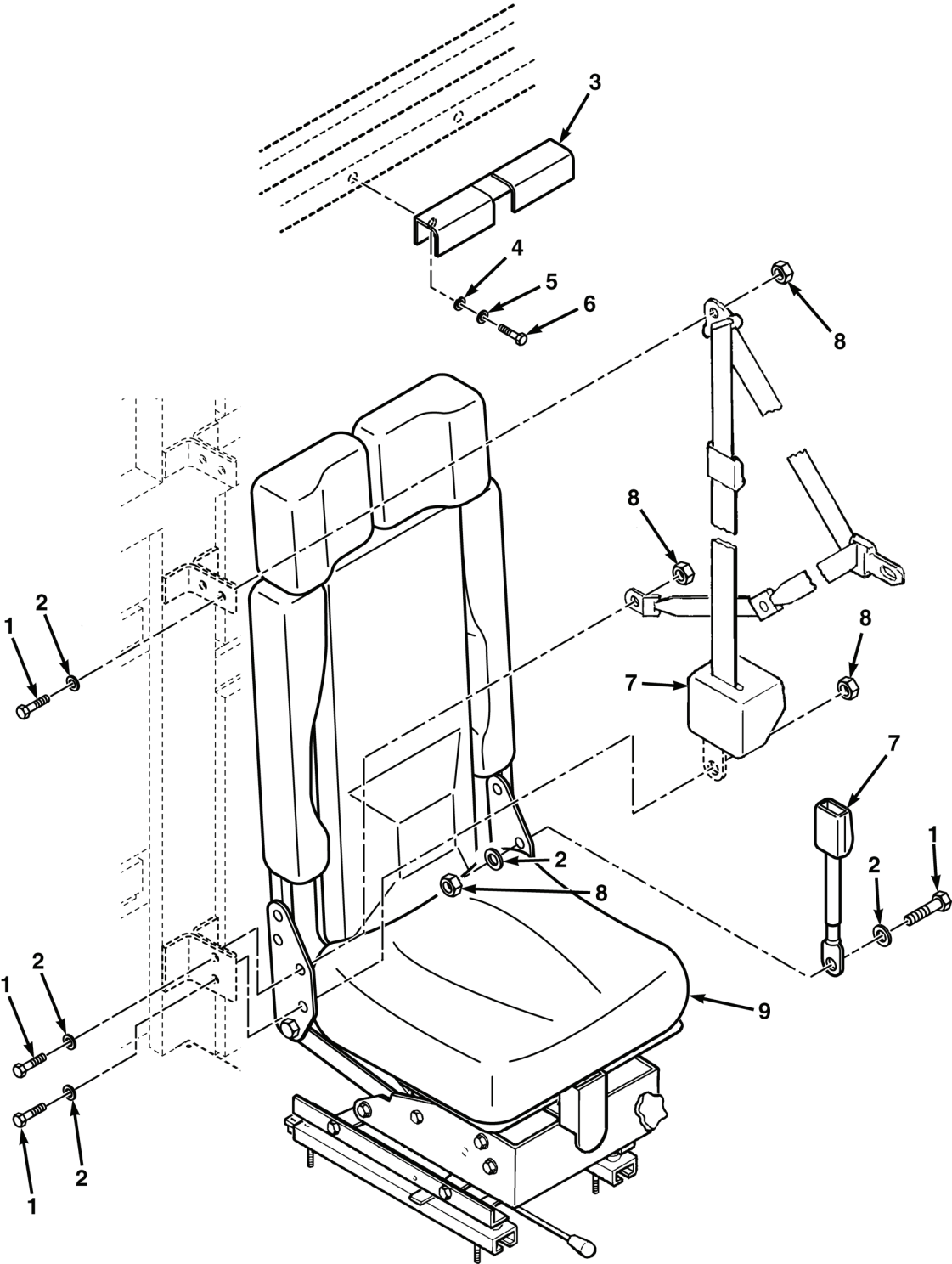


FIG. 69 SEAT BELT, PASSENGER SEAT AND MOUNTING ASSEMBLY

(1)	(2)	(3)	(4)	(5)	(6)	(7)
ITEM NO.	SMR CODE	NSN	CAGEC	PART NUMBER	DESCRIPTION AND USABLE ON CODES (UOC)	QTY
					GROUP 7635 SPECIAL PURPOSE BODY	
					FIG. 69 SEAT BELT, PASSENGER SEAT AND MOUNTING ASSEMBLY	
1	PAFZZ	5305-00-071-2055	80204	B1821BH044C150N	SCREW,CAP,HEXAGON .4375-14 X 1.50	4
2	PAFZZ	5310-00-809-4061	96906	MS27183-15	WASHER,FLAT 7/16	5
3	PAFZZ		04664	1218428	WEAR PLATES PASSENGER SIDE CAB	1
4	PAFZZ	5310-00-823-8804	96906	MS27183-9	WASHER,FLAT .25	2
5	PAFZZ	5310-00-883-9417	80205	MS35338-158	WASHER,LOCK 1/4.	2
6	PAFZZ	5305-00-225-3843	80204	B1821BH025C100N	SCREW,CAP,HEXAGON .25-20NC X 1.00	2
7	PAFZZ		29944	F15054	SEAT BELT,3-POINT	1
8	PAFZZ	5310-01-517-3978	04664	92-0181	NUT,SELF-LOCKING,HE	4
9	PAFZZ		04664	1179071	SEAT,VEHICULAR	1
END OF FIGURE						

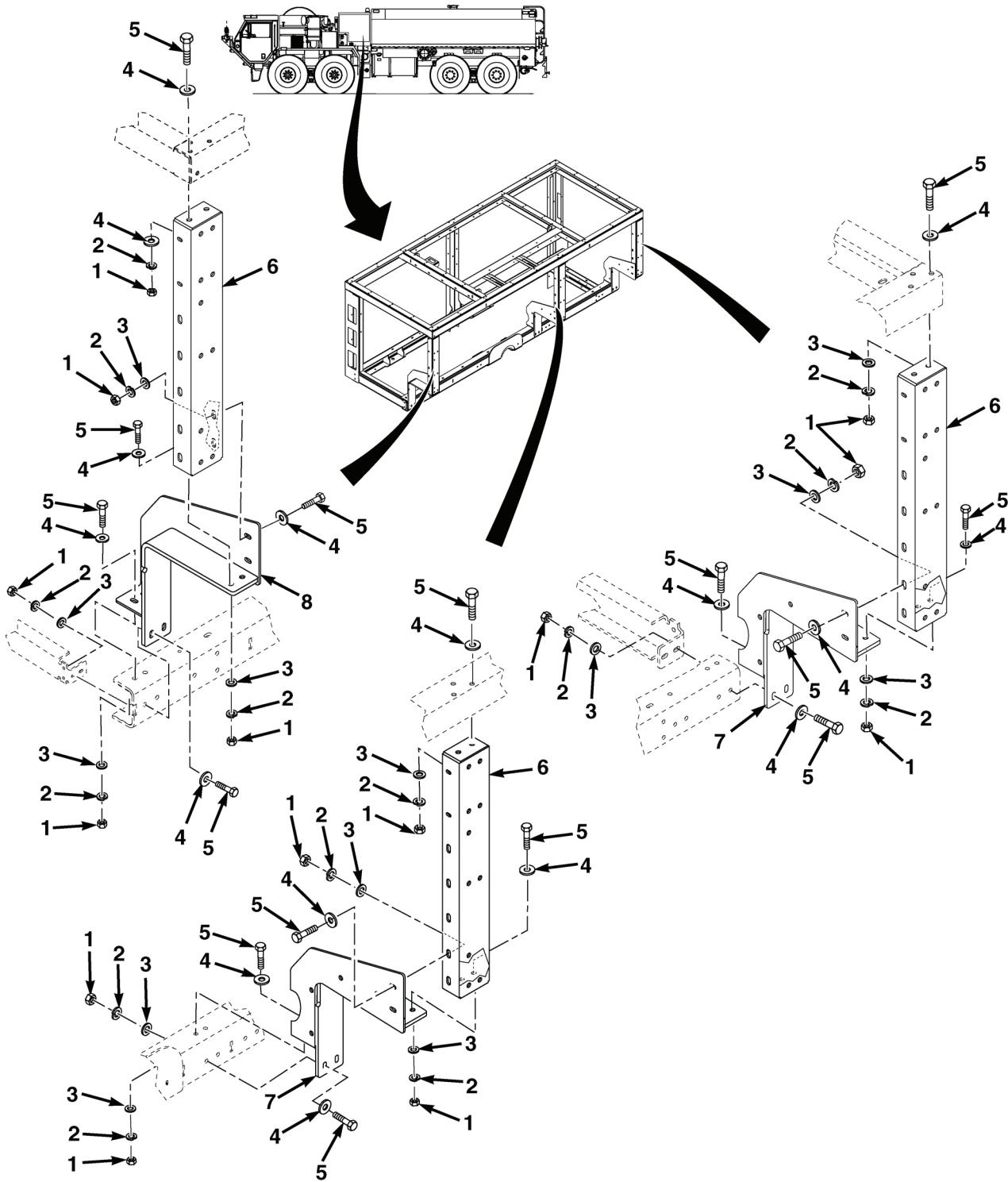


FIG. 70 PUMP HOUSE FRAME ASSEMBLY (SHEET 1 OF 3)

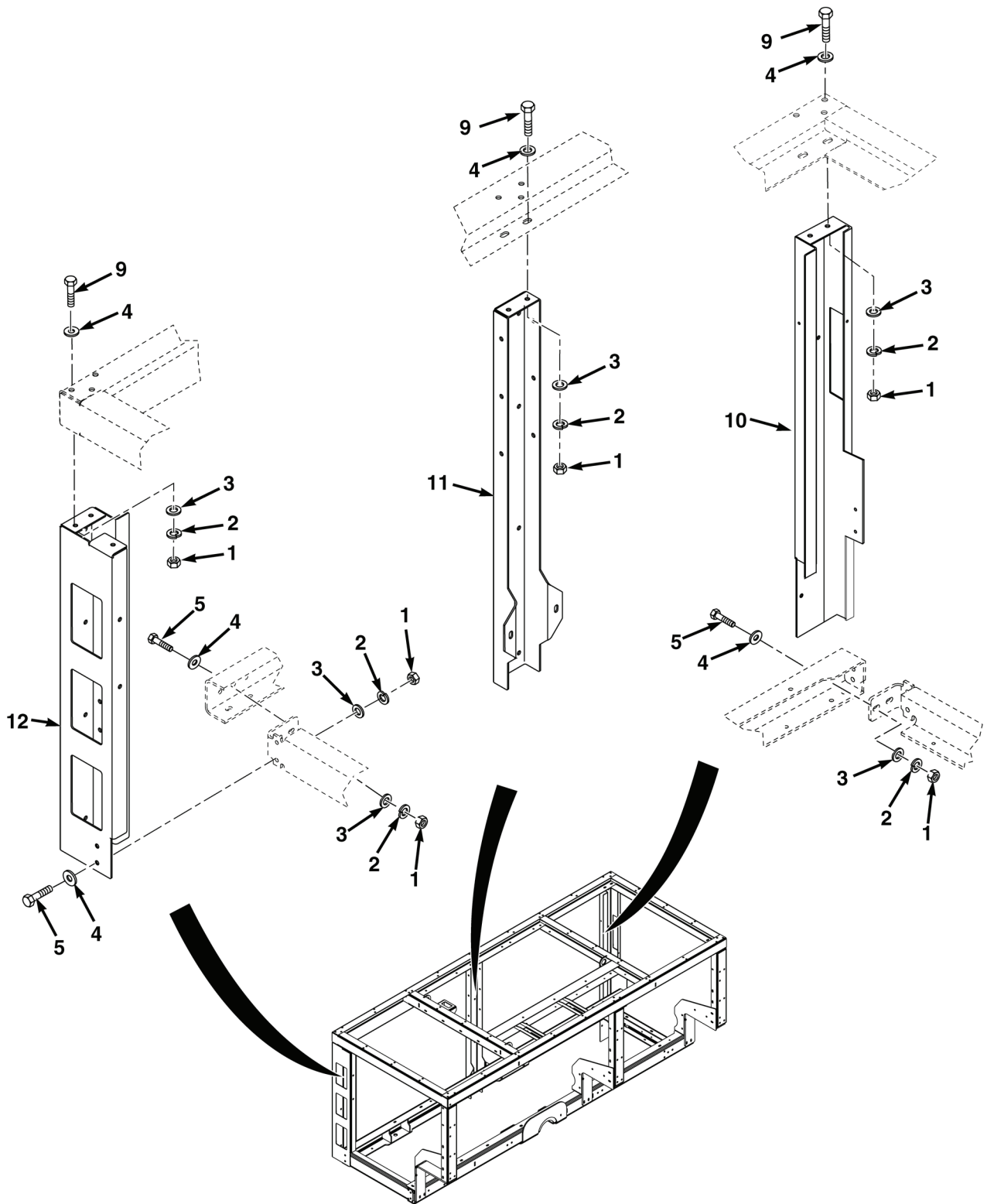


FIG. 70 PUMP HOUSE FRAME ASSEMBLY (SHEET 2 OF 3)

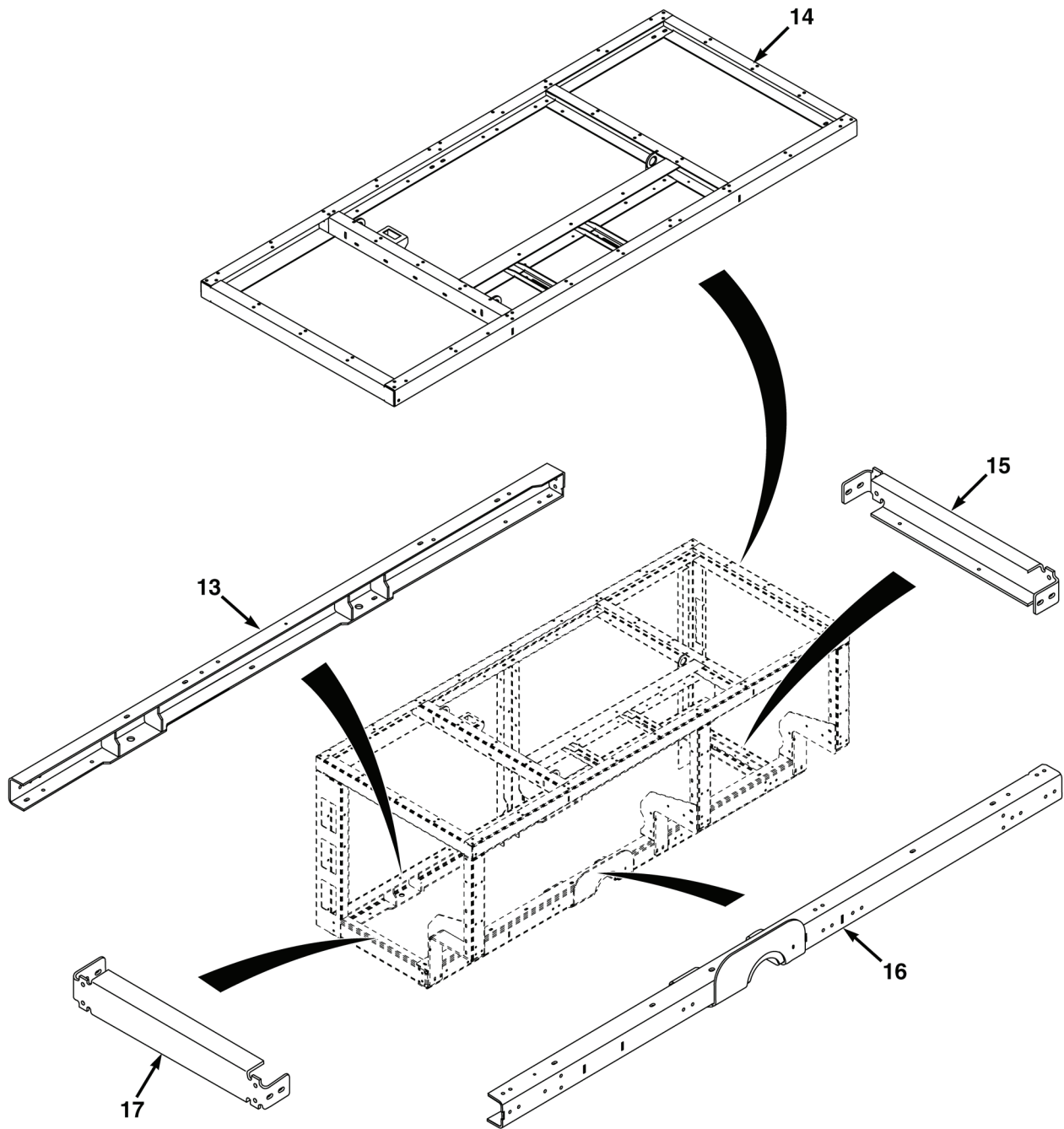


FIG. 70 PUMP HOUSE FRAME ASSEMBLY (SHEET 3 OF 3)

(1)	(2)	(3)	(4)	(5)	(6)	(7)
ITEM NO.	SMR CODE	NSN	CAGEC	PART NUMBER	DESCRIPTION AND USABLE ON CODES (UOC)	QTY
					GROUP 7635 SPECIAL PURPOSE BODY FIG. 70 PUMP HOUSE FRAME ASSEMBLY	
1	PAFZZ	5310-01-054-4644	06032	2100-0123-001	NUT,PLAIN,HEXAGON .38-16.....	52
2	PAFZZ	5310-01-517-9775	04664	82-1011-0038	WASHER,SPRING TENSION,3/8	52
3	PAFZZ	5310-01-517-4812	04664	82-1013-008	WASHER,FLAT 3/8	46
4	PAFZZ	5310-01-523-0042	2V507	91860A031	WASHER,FLAT 3/8	58
5	PAFZZ	5305-00-725-2317	80204	B1821BH038C150N	SCREW,CAP,HEXAGON 3/8-16 X 1.50 NC	26
6	PFFZZ		04664	1578247	SUPPORT,TOP FRONT.....	3
7	PFFZZ		04664	1578244	SUPPORT,FRONT DRIVER SIDE.....	2
8	PFFZZ		04664	1581871	SUPPORT,FRONT PASSENGER SIDE ..	1
9	PAFZZ	5305-01-517-2284	04664	82-0270-0125	SCREW,CAP,HEXAGON HEAD, 3/8-16 NC X 1 1/4	26
10	PFFZZ		04664	1578245	CHANNEL,SUPPORT FRONT BODY...	1
11	PFFZZ		04664	1573886	CHANNEL,SUPPORT FRONT BODY...	1
12	PFFZZ		04664	1578242	CHANNEL,SUPPORT FRONT BODY...	1
13	PFFZZ		04664	1578240	CHANNEL,REAR.....	1
14	PFFZZ		04664	1578249	SUPPORT ASSEMBLY FRONT BODY..	1
15	PFFZZ		04664	1677457	CHANNEL,FORMED END.....	1
16	PFFZZ		04664	1578239	CHANNEL,FRONT.....	1
17	PFFZZ		04664	1586808	CHANNEL,FORMED END.....	1
END OF FIGURE						

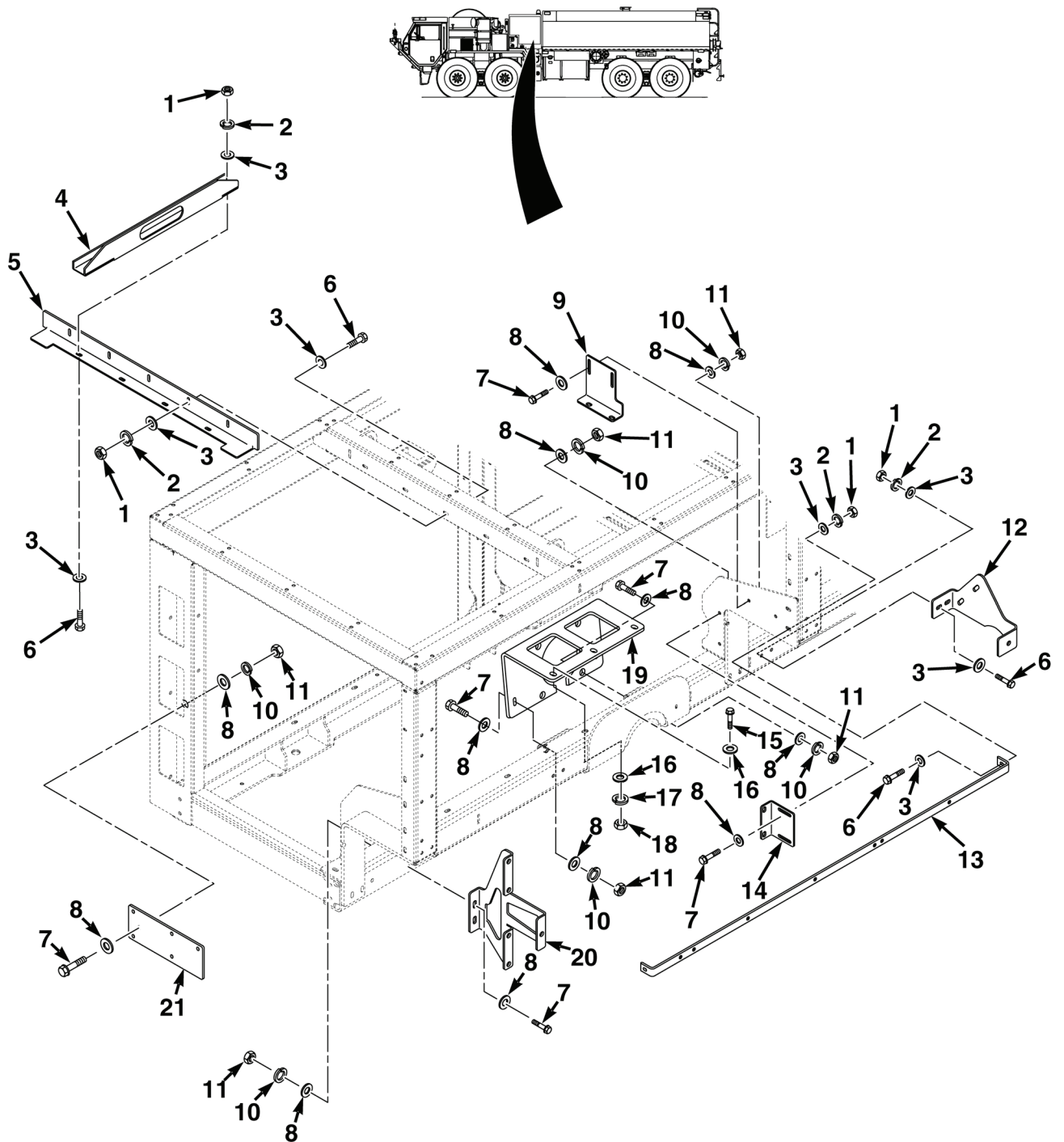


FIG. 71 PUMP HOUSE BRACKETS (SHEET 1 OF 4)

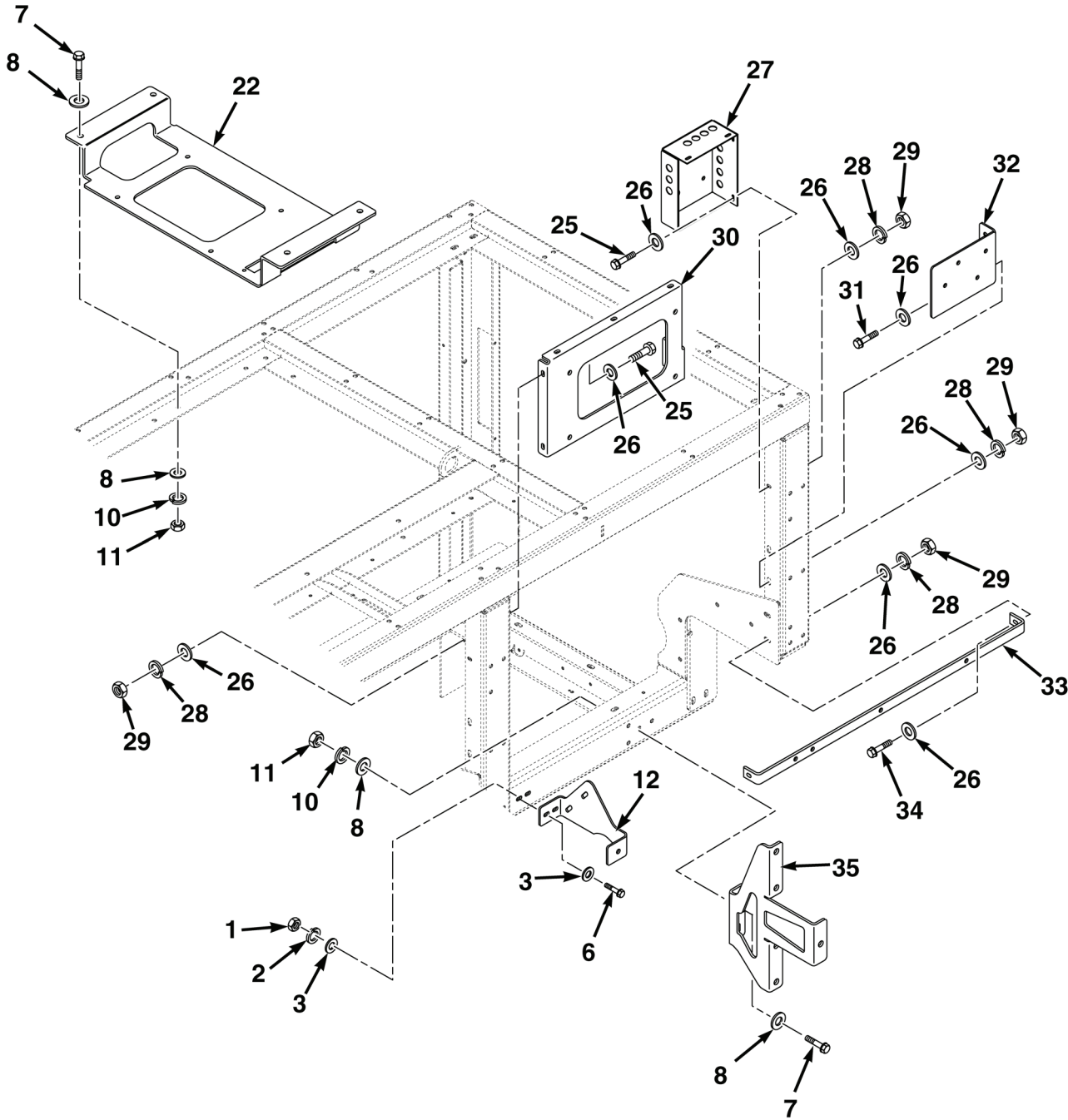


FIG. 71 PUMP HOUSE BRACKETS (SHEET 2 OF 4)

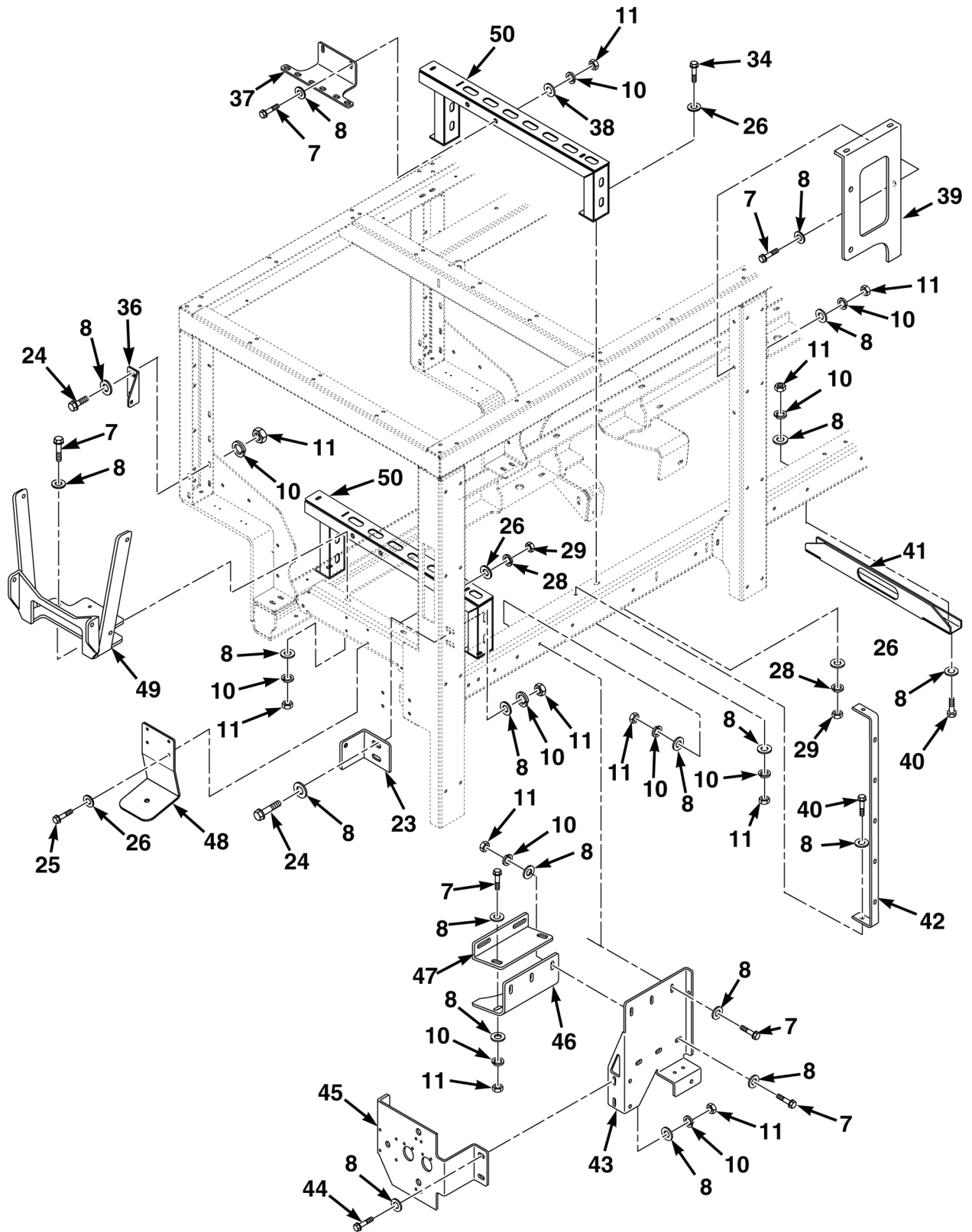


FIG. 71 PUMP HOUSE BRACKETS (SHEET 3 OF 4)

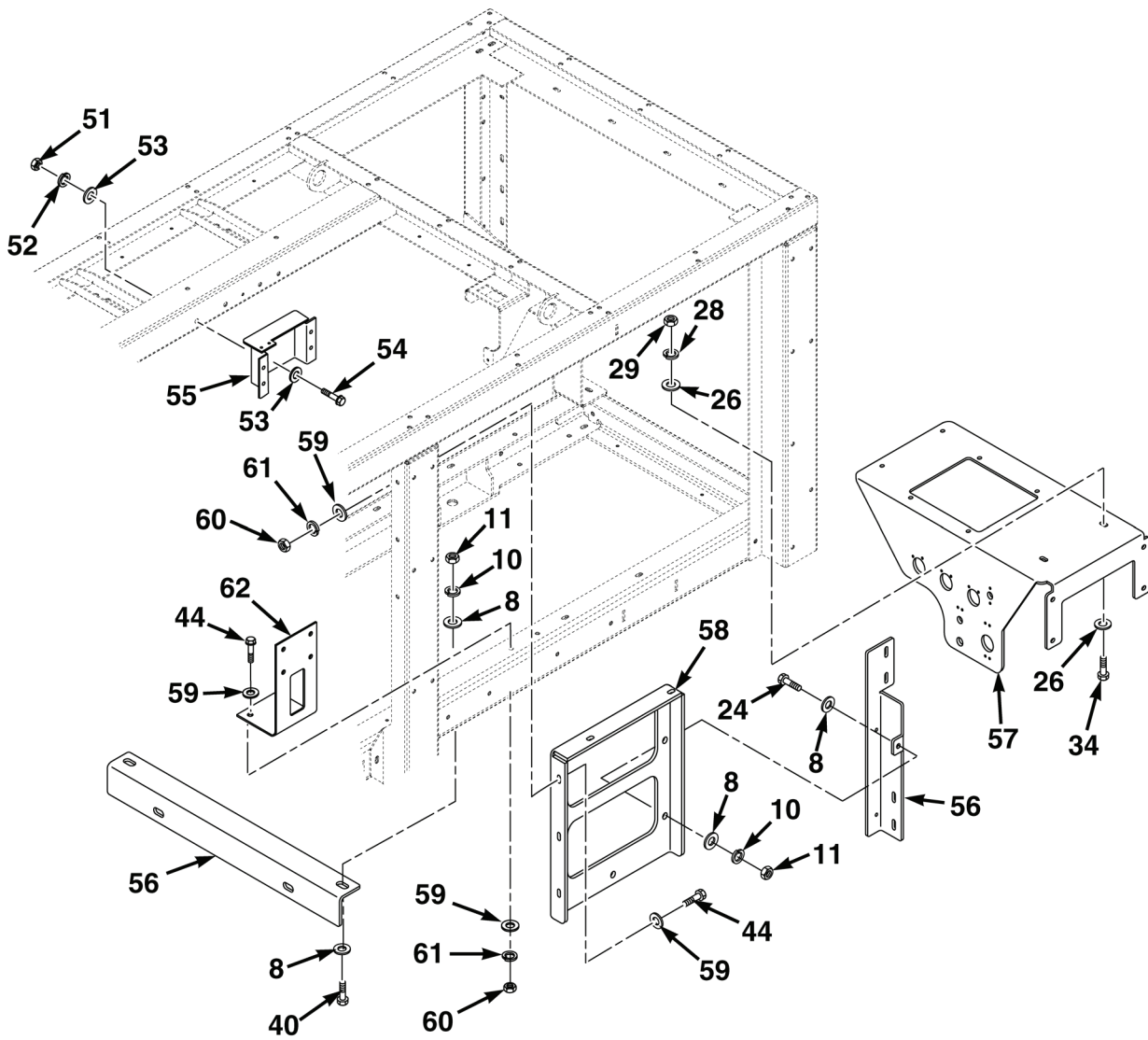


FIG. 71 PUMP HOUSE BRACKETS (SHEET 4 OF 4)

(1)	(2)	(3)	(4)	(5)	(6)	(7)
ITEM NO.	SMR CODE	NSN	CAGEC	PART NUMBER	DESCRIPTION AND USABLE ON CODES (UOC)	QTY
					GROUP 7635 SPECIAL PURPOSE BODY FIG. 71 PUMP HOUSE BRACKETS	
1	PAFZZ	5310-00-245-3615	80205	MS35649-2314	NUT,PLAIN,HEXAGON 5/16-18 NC	27
2	PAFZZ	5310-00-933-8122	96906	MS35338-159	WASHER,LOCK 5/16.	27
3	PAFZZ	5310-00-809-3078	96906	MS27183-11	WASHER,FLAT 5/16	54
4	PFFZZ		04664	1582323	CHANNEL,MOUNTING HEAT EXCHANGER	4
5	PFFZZ		04664	1585134	BRACKET,MOUNTING HEAT EXCHANGER	4
6	PAFZZ	5306-00-226-4829	80204	B1821BH031C125N	BOLT,MACHINE .3125-18 x 1.25.	25
7	PAFZZ	5305-01-517-2284	04664	82-0270-0125	SCREW,CAP,HEXAGON HEAD, 3/8-16 NC X 1 1/4	14
8	PAFZZ	5310-01-517-4812	04664	82-1013-008	WASHER,FLAT 3/8	32
9	PFFZZ		04664	1592715	SUPPORT,BRACKET DS OUTLET	1
10	PAFZZ	5310-01-517-9775	04664	82-1011-0038	WASHER,SPRING 3/8.	20
11	PAFZZ	5310-01-054-4644	06032	2100-0123-001	NUT,PLAIN,HEXAGON 3/8	18
12	PFFZZ		04664	1578281	BRACKET,DISCHARGE MOUNTING . . .	2
13	PFFZZ		04664	1593577	BRACKET,HARNESS SUPPORT	1
14	PFFZZ		04664	1592703	SUPPORT,BRACKET TANK OUTLET. . .	1
15	PAFZZ	5305-00-943-5926	80204	B1821BH056C100N	SCREW,CAP,HEXAGON HEAD, 9/16-12 X 1 GR8	3
16	PAFZZ	5310-00-809-5997	96906	MS27183-19	WASHER,FLAT 9/16	6
17	PAFZZ	5310-00-167-0680	80205	MS35338-49	WASHER,LOCK 9/16.	3
18	PAFZZ	5310-00-763-8913	96906	MS51967-17	NUT,PLAIN,HEXAGON 9/16	3
19	PFFZZ		04664	1584754	BRACKET,HYDRAULIC PUMP, MOUNTING	1
20	PFFZZ		04664	1334735	SUPPORT,PIPES.	1
21	PFFZZ		04664	1669467	FILTER,MOUNTING HYD SYSTEM . . .	1
22	PFFZZ		04664	1578278	BRACKET,MOUNTING	1
23	PFFZZ		04664	1667037	BRACKET,ANGLE RH.	1
24	PAFZZ	5305-00-984-5691	80205	MS35206-311	SCREW,MACHINE 3/8-16 x 1.00	8
25	PAFZZ	5305-00-988-1723	80205	MS35206-279	SCREW,MACHINE .25-20 X 0.500 . . .	16
26	PAFZZ	5310-00-823-8804	96906	MS27183-9	WASHER,FLAT .25	42
27	PFFZZ		04664	1657827	BRACKET,MOUNTING SWITCH, MOUNTING	1
28	PAFZZ	5310-00-584-5272	80205	MS35338-48	WASHER,LOCK .25.	27
29	PAFZZ	5310-00-905-0762	96906	MS51967-3	NUT,PLAIN,HEXAGON .25-20.	27

(1)	(2)	(3)	(4)	(5)	(6)	(7)
ITEM NO.	SMR CODE	NSN	CAGEC	PART NUMBER	DESCRIPTION AND USABLE ON CODES (UOC)	QTY
30	PFFZZ		04664	1677275	BRACKET,MOUNTING ECU	1
31	PAFZZ	5305-00-071-2509	80204	B1821BH025C150N	SCREW,CAP,HEXAGON HEAD,,25-20 X 1.50.	2
32	PFFZZ		04664	1592783	BRACKET,SOLENOID MOUNTING,REEL	1
33	PFFZZ		04664	1593578	BRACKET,HARNESS SUPPORT	1
34	PAFZZ	5305-00-225-3839	80205	MS90725-8	SCREW,CAP,HEXAGON HEAD,,25-20 X 1.00.	14
35	PFFZZ		04664	1334846	SUPPORT,PIPES.	1
36	PFFZZ		04664	1678093	BRACKET,ANGLE LH	1
37	PFFZZ		04664	1586918	SUPPORT,PIPING FOAM SYSTEM	2
38	PAFZZ	5310-01-475-7419	39428	91201A031	WASHER,FLAT THICK.	4
39	PFFZZ		04664	1580502	SUPPORT,HYDRAULIC TANK,DS.	1
40	PAFZZ	5305-00-725-2317	80204	B1821BH038C150N	SCREW,CAP,HEXAGON HEAD, .375-16 X 1.50	15
41	PFFZZ		04664	1673750	SUPPORT,HYDRAULIC MOTOR, INBOARD.	1
42	PFFZZ		04664	1592742	BRACKET,WIRE BUNDLE SUPPORT.	1
43	PFFZZ		04664	1588643	BRACKET,MAIN INLET PRIMER TANK.	1
44	PAFZZ	5305-00-821-3869	80204	B1821BH038C175N	SCREW,CAP,HEXAGON HEAD, .375-16 x 1.75.	9
45	PFFZZ		04664	1592316	BRACKET,MOUNTING DRAIN,DS	1
46	PFFZZ		04664	1588718	BRACKET,MAIN INLET	1
47	PFFZZ		04664	1588892	BRACKET,MAIN INLET CLAMP	1
48	PFFZZ		04664	1663400	BRACKET,MOUNTING NOZZLE CUP.	1
49	PFFZZ		04664	1663527	BRACKET,MOUNTING HOSE GUIDE.	1
50	PFFZZ		04664	1578248	SUPPORT,BOOSTER REE	2
51	PAFZZ	5310-00-880-8189	96906	MS51967-11	NUT,PLAIN,HEXAGON 7/16	10
52	PAFZZ	5310-01-081-1283	45152	352AX	WASHER,LOCK 7/16.	10
53	PAFZZ	5310-00-809-4061	96906	MS27183-15	WASHER,FLAT 7/16	20
54	PAFZZ	5305-00-071-1784	80204	B1821BH044C075N	SCREW,CAP,HEXAGON HEAD, 7/16X.750.	2
55	PFFZZ		04664	1588594	BRACKET,PRIMER VALV MOUNTING	1
56	PFFZZ		04664	1589174	SUPPORT,HYDRAULIC MOTOR.	1
57	PFFZZ		04664	1591141	BRACKET,MOUNTING CHARGER/ EQUALIZER	1
58	PFFZZ		04664	1580508	SUPPORT,HYDRAULIC TANK,PS.	1
59	PAFZZ		39428	91525A141	WASHER,FLAT 3/8 ID,1 1/4 OD	5
60	PAFZZ	5310-00-851-2682	96906	MS35691-17	NUT,PLAIN,HEXAGON .375-16.	5
61	PAFZZ	5310-00-926-5877	96906	MS35338-160	WASHER,LOCK 3/8.	9
62	PFFZZ		04664	1590962	BRACKET,WINDSHIELD DELUGE	1

END OF FIGURE

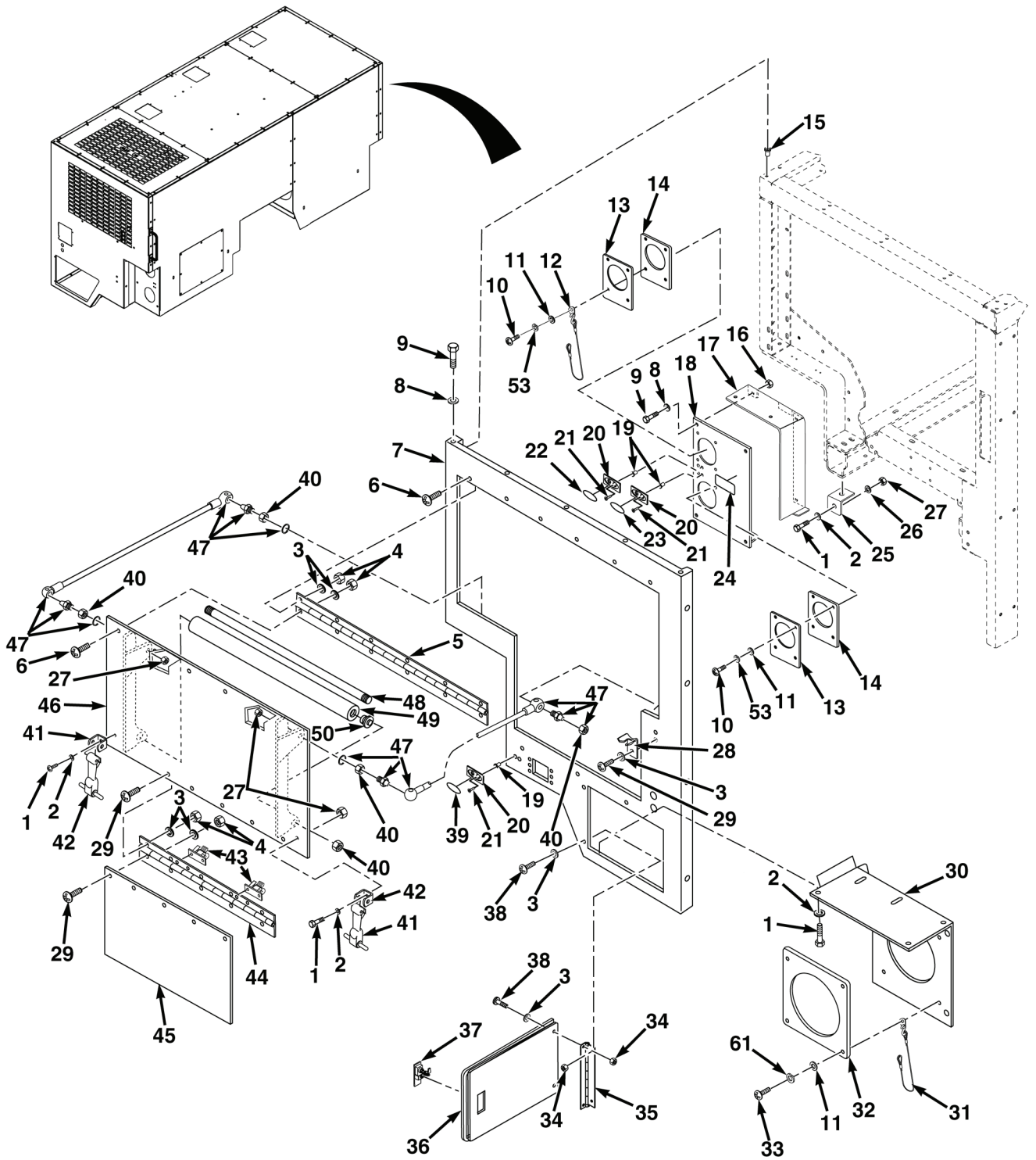


FIG. 72 PUMP HOUSE ASSEMBLY (SHEET 1 OF 4)

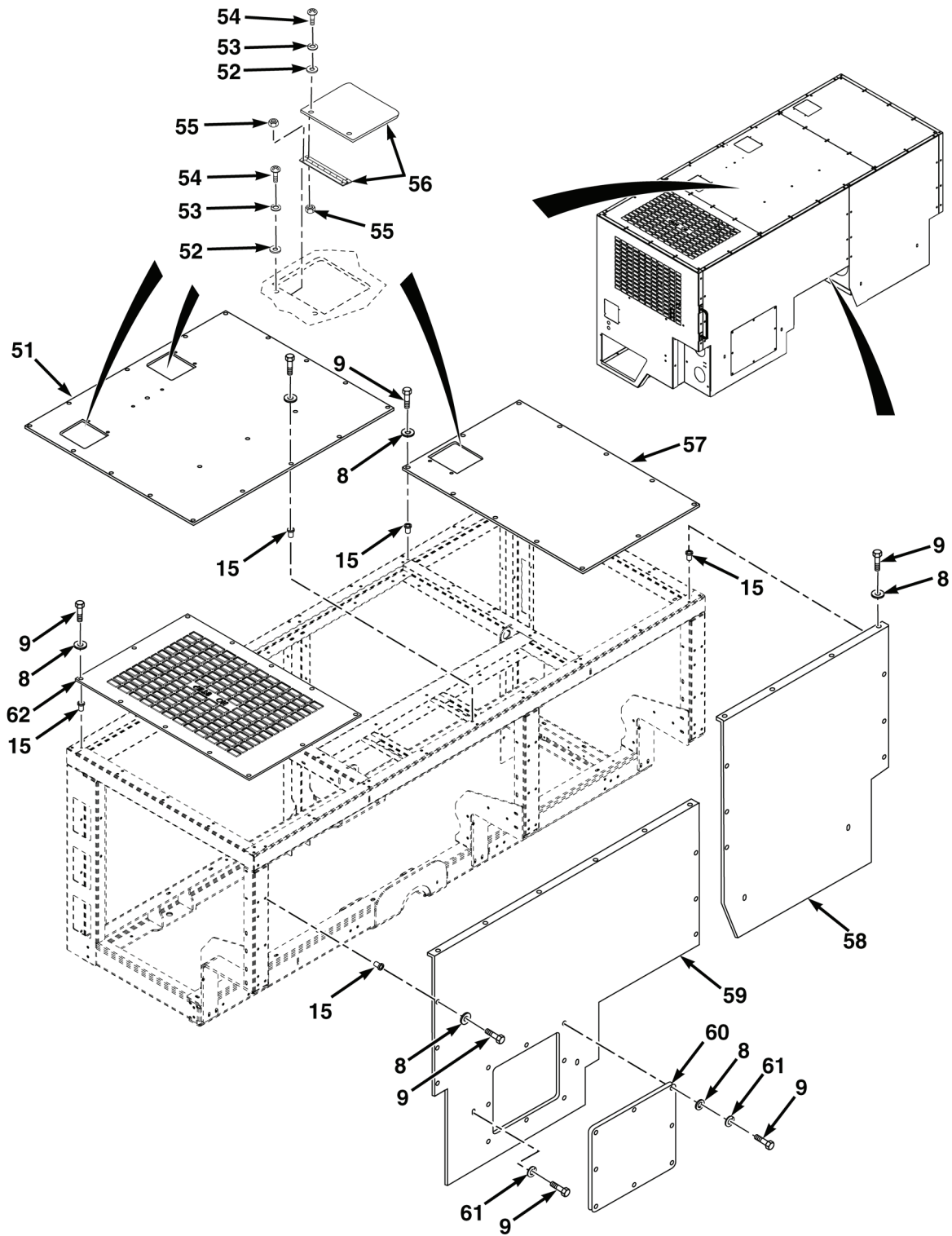


FIG. 72 PUMP HOUSE ASSEMBLY (SHEET 2 OF 4)

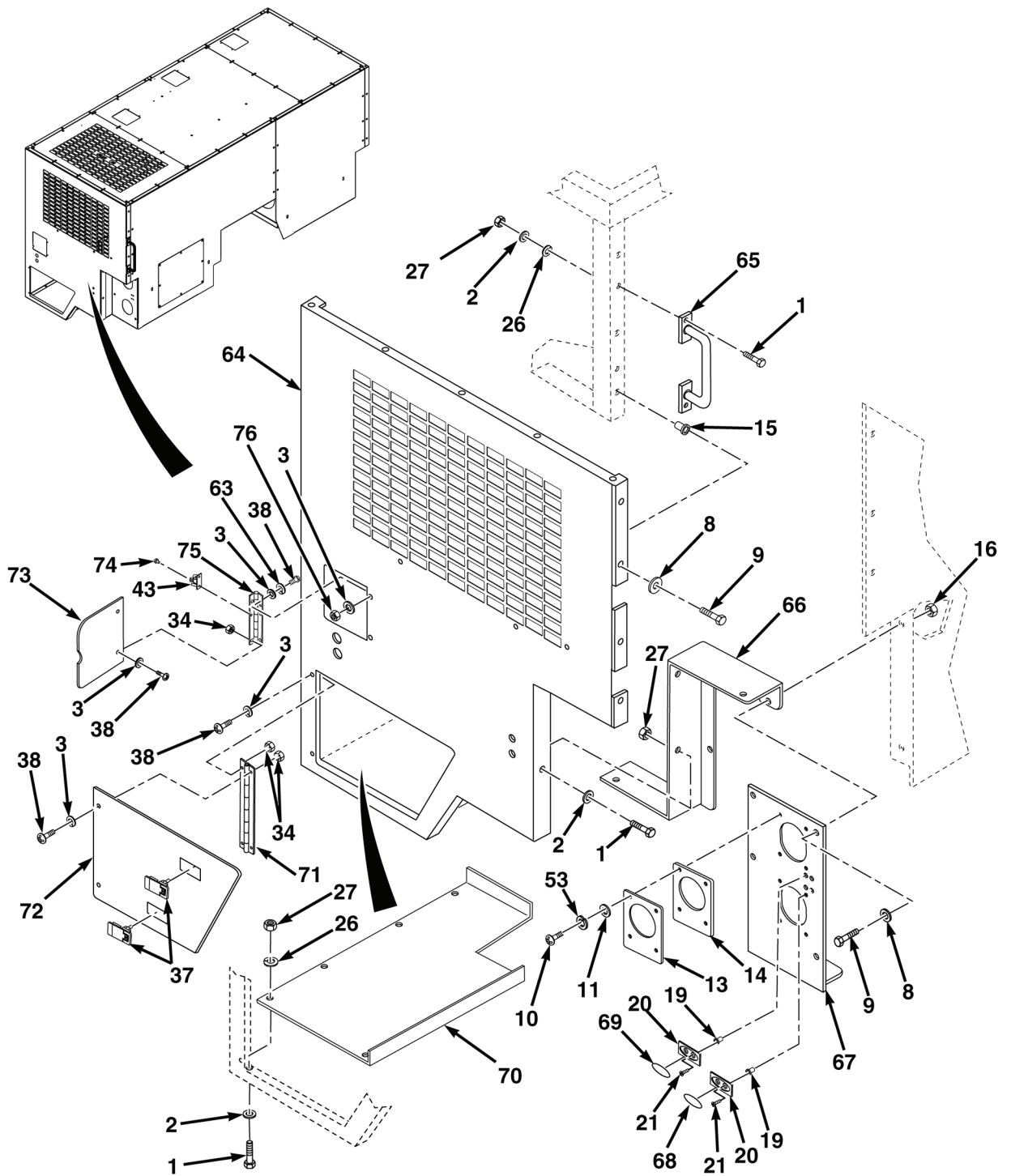


FIG. 72 PUMP HOUSE ASSEMBLY (SHEET 3 OF 4)

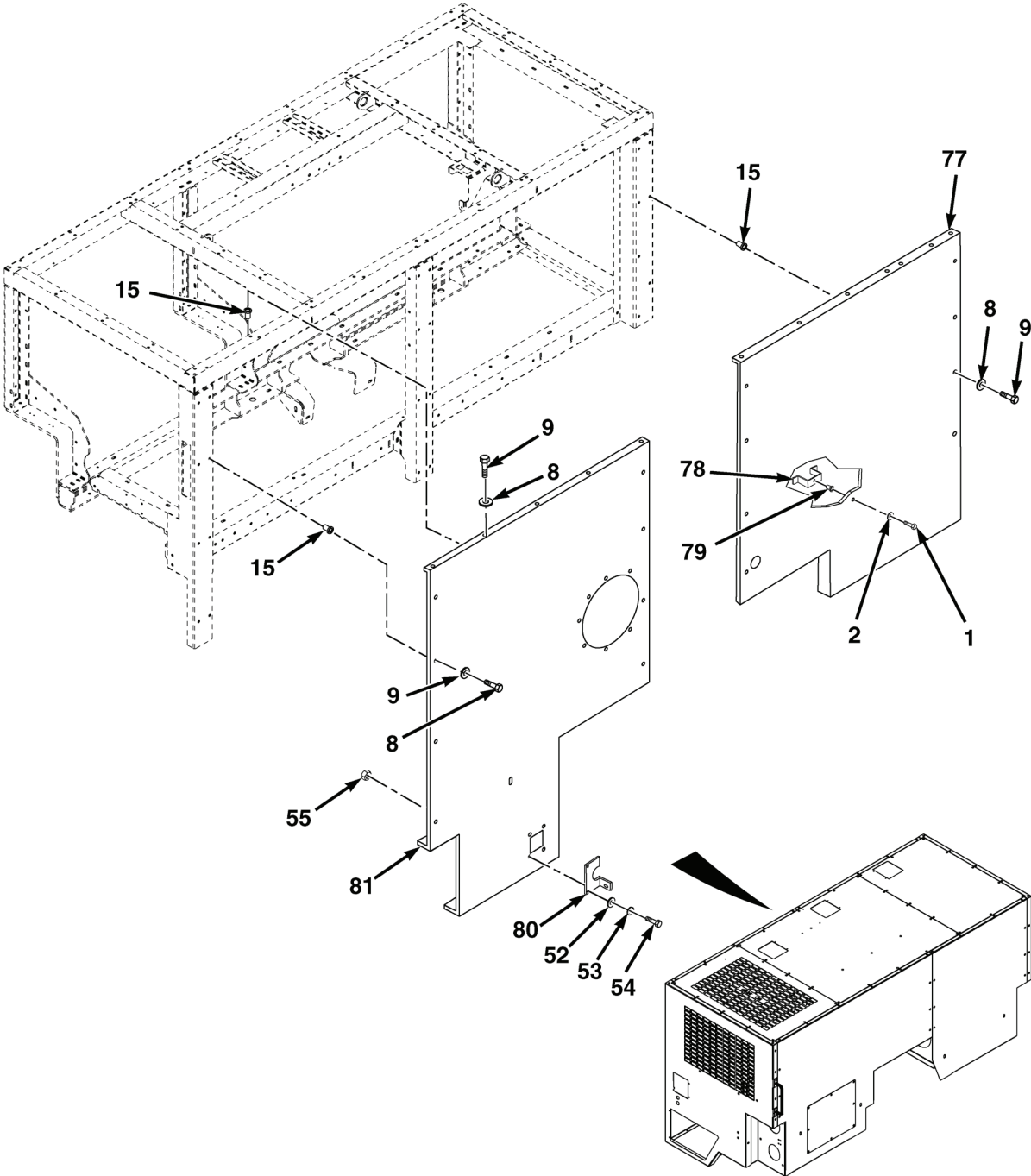


FIG. 72 PUMP HOUSE ASSEMBLY (SHEET 4 OF 4)

(1)	(2)	(3)	(4)	(5)	(6)	(7)
ITEM NO.	SMR CODE	NSN	CAGEC	PART NUMBER	DESCRIPTION AND USABLE ON CODES (UOC)	QTY
					GROUP 7635 SPECIAL PURPOSE BODY FIG. 72 PUMP HOUSE ASSEMBLY	
1	PAFZZ	5305-00-984-5687	96906	MS35206-307	SCREW,MACHINE 3/8-16 X .500	12
2	PAFZZ	5310-00-080-6004	96906	MS27183-14	WASHER,FLAT 3/8	11
3	PAFZZ	5310-01-517-4200	04664	82-1017-001	WASHER,FLAT 1/4	52
4	PAFZZ	5310-01-482-0431	39428	90715A011	NUT,SELF-LOCKING 10-24.	28
5	PAFZZ		04664	1645131	HINGE,ACCESS DOOR DS MAIN	1
6	PAFZZ	5305-00-964-6195	80205	MS35199-53	SCREW,MACHINE 10-24 X 3/8.	12
7	PFFZZ		04664	1578283	COVER,ACCESS OVER PUMP	1
8	PAFZZ	5310-00-809-5997	96906	MS27183-17	WASHER,FLAT 1/2	140
9	PAFZZ	5305-00-732-0511	80204	B1821BH050C113N	SCREW,CAP,HEXAGON HEAD, .500-13 X 1.25	140
10	PAFZZ	5305-00-988-1727	80205	MS35206-283	SCREW,MACHINE 1/4-20 X 1.00	1
11	PAFZZ	5310-01-517-5998	0LBS5	F-XWFDS.25X1.25	WASHER,FLAT 1/4 X 1.25.	1
12	PAFZZ	4010-01-518-1033	04664	1364915	WIRE ROPE ASSEMBLY	4
13	PAFZZ		04664	1351326	GARNISH RING,OUTLET	4
14	PAFZZ	5330-01-517-2731	04664	1365919	GASKET.	4
15	PAFZZ	5325-01-535-5501	78276	AKS4-518-312	INSERT,SCREW THREAD 1/2	130
16	PAFZZ	5310-00-768-0321	96906	MS51971-5	NUT,PLAIN,HEXAGON 1/2-13.	4
17	PFFZZ		04664	1586939	BRACKET,MOUNTING	1
18	PAFZZ		04664	1586933	PLATE,MOUNTING	1
19	PAFZZ	5325-01-411-0066	78276	ALS4-1024-130	INSERT,SCREW THREAD 10-24	10
20	PAFZZ	2590-01-517-3439	04664	1091733-0014	BEZEL,AUTOMOTIVE.	5
21	PAFZZ	5305-00-052-6872	80205	MS24627-49	SCREW,TAPPING 10-24 X .625	10
22	PAFZZ		1JWQ8	1104751-0003	TAG-O,#1 DISCHARGE.	1
23	PAFZZ		1JWQ8	1098111-0003	TAG-O,AUXILIARY INL	1
24	PAFZZ		04664	91-0359-0002	TAG,SAFETY WARNING,AUX INLET . . .	2
25	PFFZZ		04664	1680018	BRACKET,SUPPORT DRS COVER	1
26	PAFZZ	5310-00-926-5874	80205	MS35338-150	WASHER,LOCK 3/8.	9
27	PAFZZ	5310-00-903-1524	96906	MS51972-3	NUT,PLAIN,HEXAGON 3/8-24.	15
28	PAFZZ	2590-01-517-2878	04664	1331040	BRACKET,VEHICULAR C	2
29	PAFZZ	5305-00-050-9226	96906	MS51957-60	SCREW,MACHINE 10-24 X 5/16 NC. . . .	10
30	PFFZZ		04664	1586937	PLATE,MOUNTING	1
31	PAFZZ	4010-01-518-1030	04664	1364914	WIRE ROPE ASSEMBLY	1
32	PAFZZ		04664	1352803	GARNISH RING,OUTLET	1

(1)	(2)	(3)	(4)	(5)	(6)	(7)
ITEM NO.	SMR CODE	NSN	CAGEC	PART NUMBER	DESCRIPTION AND USABLE ON CODES (UOC)	QTY
33	PAFZZ	5305-00-938-1556	80204	B1821BH050C050N	SCREW,CAP,HEXAGON HEAD, .500-13 X .500	4
34	PAFZZ	5310-00-934-9764	80205	MS35649-205B	NUT,PLAIN,HEXAGON	2
35	PAFZZ		04664	1339474	HINGE,REVERSED ACCESS DOOR ...	1
36	PAFZZ		04664	1343091	DOOR,ACCESS	1
37	PAFZZ		94222	62-40-151-2	LATCH,LIFT & TURN	3
38	PAFZZ	5305-00-989-7435	80205	MS35207-264	SCREW,MACHINE 10-24 X 5/8	12
39	PAFZZ		1JWQ8	1116482-0003	TAG-O,SHORELINE	1
40	PAFZZ	5310-00-914-6028	81349	M45913/1-6CS3	NUT,SELF-LOCKING HEXAGON 3/8 ...	6
41	PAFZZ	5340-01-156-6776	64386	277A801CP	STRAP,RETAINING RUBBER	2
42	PAFZZ	2540-01-152-7764	64386	67D794	LATCH,HOOD VEHICULAR	2
43	PAFZZ	5360-01-517-3771	94222	23-1-11-12	SPRING,HELICAL,COMP	3
44	PAFZZ		04664	1663135	HINGE ASSY,DOOR REEL ACCESS ...	1
45	PAFZZ		04664	1586810	DOOR,ACCESS DS,LOWER	1
46	PAFZZ		04664	1678076	COVER,ACCESS LEFT HAND UPPER..	1
47	PAFZZ		1ET59	89U200463JJ0133	SPRING,PNEUMATIC 11.75", 30LB	2
48	PAFZZ		04664	1695732	ROD,ROLLER 3/8	1
49	PAFZZ		04664	25-6025-0155	ROLLER,TUB	1
50	PAFZZ		4MQF3	1016D-3/8	BEARING,ROLLER PLASTIC ,3/8	2
51	PFFZZ		04664	1578284	COVER,ACCESS TOP CENTER	1
52	PAFZZ	5310-00-582-5677	80205	MS15795-810	WASHER,FLAT 1/4	6
53	PAFZZ	5310-00-883-9417	80205	MS35338-158	WASHER,LOCK 1/4	18
54	PAFZZ	5305-00-225-3843	80204	B1821BH025C100N	SCREW,CAP,HEXAGON HEAD,1/4-20 X 1.00	6
55	PAFZZ	5310-01-156-7706	96906	MS16286-1	NUT,PLAIN,HEXAGON 1/4	6
56	PAFZZ		04664	90-4112	DOOR,ACCESS	2
57	PFFZZ		04664	1578272	COVER,ACCESS DRIVER SIDE	1
58	PFFZZ		04664	1578275	COVER,ACCESS DRIVER SIDE FRONT	1
59	PFFZZ		04664	1578273	COVER,ACCESS PASSENGER SIDE FRONT	1
60	PFFZZ		04664	1338753	ACCESS PANEL PUMPHOUSE	1
61	PAFZZ	5310-00-584-5272	80205	MS35338-48	WASHER,LOCK 1/2	14
62	PFFZZ		04664	1578277	COVER,ACCESS PASSENGER SIDE TOP	1
63	PAFZZ	5310-01-518-0051	04664	82-1043-0010	WASHER,LOCK #10	2
64	PFFZZ		04664	1669309	COVER,ACCESS OVER PUMP	1
65	PAFZZ		04664	1575646	HANDRAIL ASSY 9.75 LG	1
66	PFFZZ		04664	1586924	BRACKET,MOUNTING	1
67	PFFZZ		04664	1586926	PLATE,MOUNTING PASSENGER SIDE .	1
68	PAFZZ		1JWQ8	1098112-0003	TAG-O,AUXILIARY INL	1

(1)	(2)	(3)	(4)	(5)	(6)	(7)
ITEM NO.	SMR CODE	NSN	CAGEC	PART NUMBER	DESCRIPTION AND USABLE ON CODES (UOC)	QTY
69	PAFZZ		1JWQ8	1105396-0003	TAG-O,#2 DISCHARGE.....	1
70	PFFZZ		04664	1590975	COVER,ACCESS.....	1
71	PAFZZ		04664	1592798	HINGE,REVERSED ACCESS DOOR...	1
72	PAFZZ		04664	1592807	DOOR,ACCESS.....	1
73	PAFZZ		04664	1347675	DOOR,ACCESS.....	1
74	PAFZZ	5320-01-517-4196	04664	82-0052	CAP,RIVET #10.....	2
75	PAFZZ		04664	1235468	HINGE ASSY ACCESS DOOR.....	1
76	PAFZZ	5310-01-283-4637	96906	MS24679-23	NUT,PLAIN,CAP 10-24 NC.....	2
77	PFFZZ		04664	1578279	COVER,ACCESS PASSENGER SIDE REAR.....	1
78	PFFZZ		04664	1680010	BRACKET,SUPPORT REAR SHEET...	1
79	PAFZZ	5325-01-474-9732	78276	ALS7-616-150	INSERT,SCREW THREAD 3/8.....	1
80	PFFZZ		04664	1681548	BRACKET,ANGLE WIRE-ROUTING....	1
81	PFFZZ		04664	1579078	COVER,ACCESS DRIVER SIDE REAR..	1

END OF FIGURE

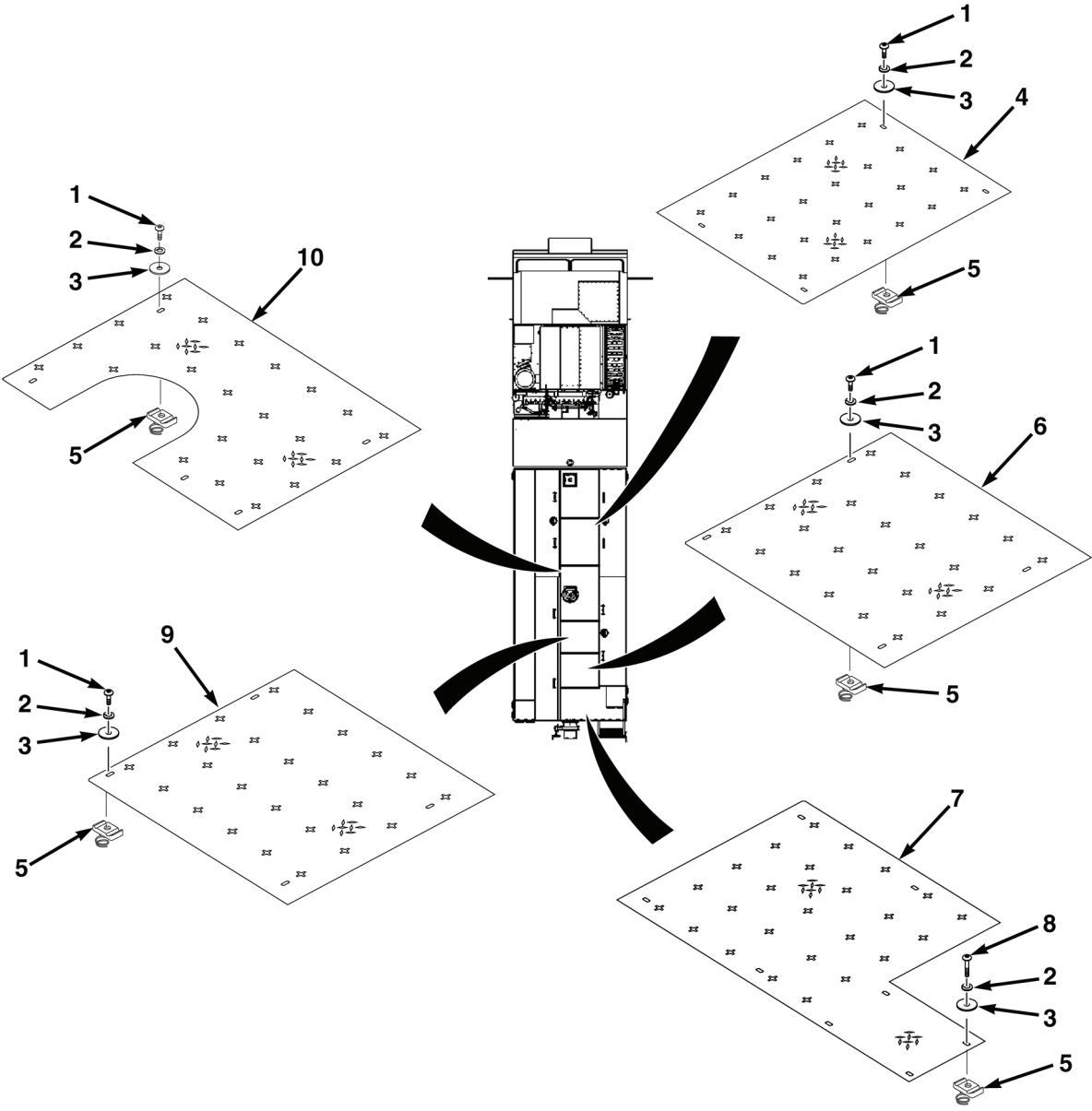


FIG. 73 HOSEBED WALKWAY

(1)	(2)	(3)	(4)	(5)	(6)	(7)
ITEM NO.	SMR CODE	NSN	CAGEC	PART NUMBER	DESCRIPTION AND USABLE ON CODES (UOC)	QTY
					GROUP 7635 SPECIAL PURPOSE BODY	
					FIG. 73 HOSEBED WALKWAY	
1	PAFZZ		39428	91306A419	SCREW,CAP,SOCKET HEAD, 3/8-16X1.00	17
2	PAFZZ	5310-00-926-5877	96906	MS35338-160	WASHER,LOCK 3/8.	25
3	PAFZZ		39428	91525A141	WASHER,FLAT 3/8	25
4	PFFZZ		04664	1698631	WALKWAY,HOSEBED FORWARD, FRONT.	1
5	PAFZZ	5310-00-335-0050	96195	P4008	NUT SPRING ASSEMBLY	25
6	PFFZZ		04664	1698640	WALKWAY,HOSEBED MIDDLE,REAR . .	1
7	PFFZZ		04664	1698645	WALKWAY,HOSEBED REAR	1
8	PAFZZ		39428	91306A423	SCREW,CAP,SOCKET HEAD, 3/8-16X1.25	8
9	PFFZZ		04664	1698637	WALKWAY,HOSEBED MIDDLE,FRONT .	1
10	PFFZZ		04664	1698635	WALKWAY,HOSEBED FORWARD,REAR	1
					END OF FIGURE	

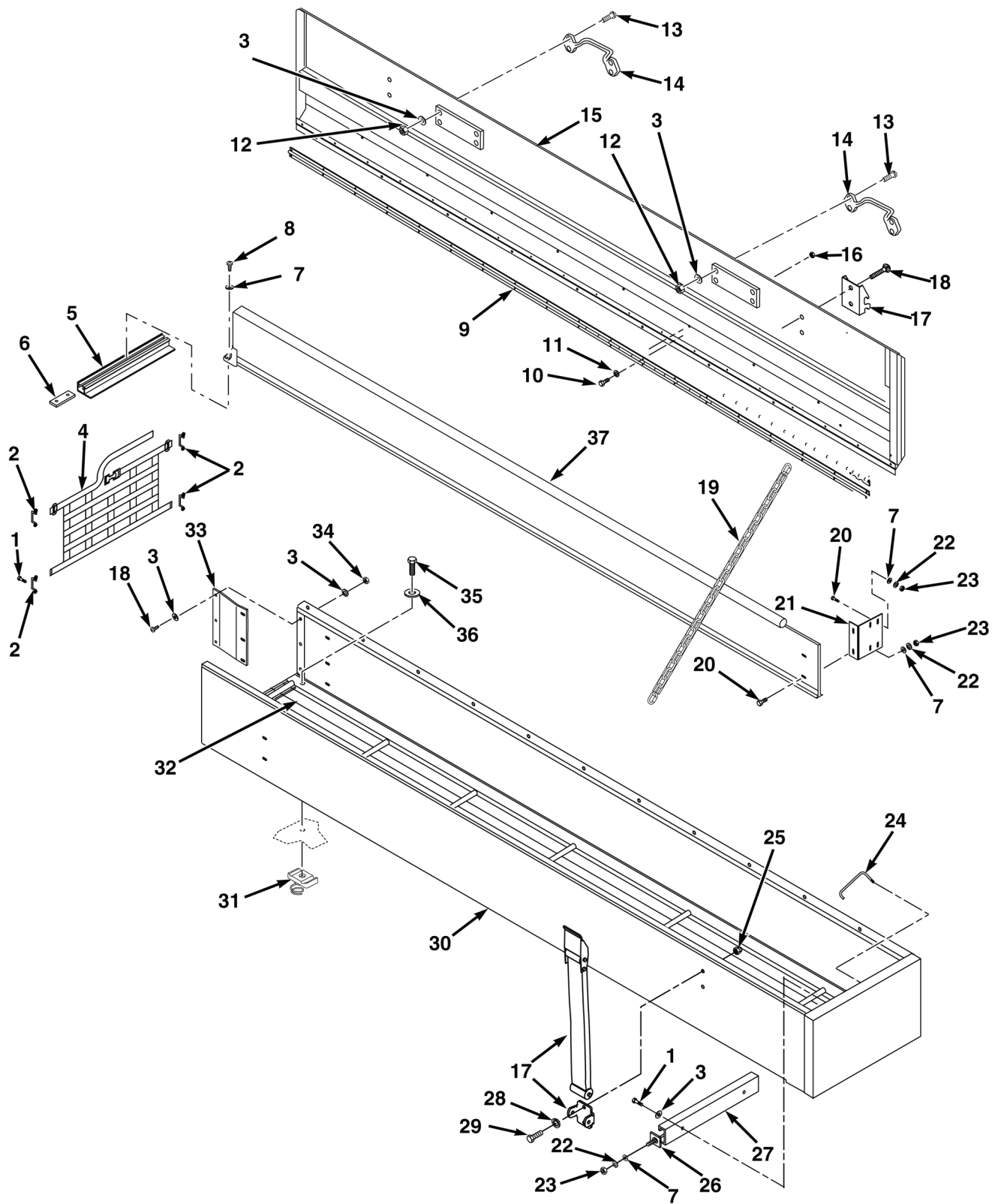


FIG. 74 HOSEBED COMPARTMENT

(1)	(2)	(3)	(4)	(5)	(6)	(7)
ITEM NO.	SMR CODE	NSN	CAGEC	PART NUMBER	DESCRIPTION AND USABLE ON CODES (UOC)	QTY
					GROUP 7635 SPECIAL PURPOSE BODY FIG. 74 HOSEBED COMPARTMENT	
1	PAFZZ	5305-00-562-2750	96906	MS24628-64	SCREW,TAPPING 1/4-20X3/4.....	10
2	PAFZZ	5340-00-329-2428	19220	6411D	LOOP,STRAP FASTENER 1.25 WIDE ..	4
3	PAFZZ	5310-00-582-5677	80205	MS15795-810	WASHER,FLAT 1/4	22
4	PAFZZ		04664	1697258	NETTING,RESTRAINT	1
5	PAFZZ		04664	1589737	EXTRUSION,REAR ALUMINUM.....	1
6	PAFZZ		04664	25-0582	PLATE,REAR TRACK	1
7	PAFZZ	5310-01-522-6093	04664	82-1013-0038	WASHER,FLAT 3/8	6
8	PAFZZ	5305-00-068-0510	80204	B1821BH038C100N	SCREW,CAP,HEXAGON HEAD,3/8X1.00	2
9	PAFZZ		04664	1592172	HINGE,HOSEBED	1
10	PAFZZ	5305-01-517-3866	04664	82-2039-001	SCREW,MACHINE NO.10	37
11	PAFZZ	5310-00-045-3296	80205	MS35338-43	WASHER,LOCK NO.10	37
12	PAFZZ	5310-01-067-8396	81580	104066	NUT,LOCK 1/4-20	8
13	PAFZZ	5305-00-068-0509	80204	B1821BH025C125N	SCREW,CAP,HEXAGON HEAD,1/4-20 X 1.25	8
14	PFFZZ	5340-01-517-6651	04664	1180392	HANDLE,BOW.....	2
15	PFFZZ		04664	1592176	COVER ASSEMBLY HOSEBED	1
16	PAFZZ	5310-00-088-1251	81349	M45913/1-4CG5C	NUT,SELF-LOCKING NO.10	37
17	PAFZZ	2540-01-518-3808	94222	37-10-277-20	LATCH,HOOD,VEHICULA	2
18	PAFZZ	5305-00-988-1723	80205	MS35206-279	SCREW,MACHINE 1/4-20X1/2 NC	10
19	PAFZZ		04664	1220774	CHAIN,HATCH DOOR.....	1
20	PAFZZ	5305-00-821-3869	80204	B1821BH038C175N	SCREW,CAP,HEXAGON HEAD,3/8X1.50	4
21	PFFZZ		04664	1589734	ANGLE,FRONT	1
22	PAFZZ	5310-00-180-0277	80205	MS35333-76	WASHER,LOCK 3/8	4
23	PAFZZ	5310-00-851-2682	96906	MS35691-17	NUT,PLAIN,HEXAGON 3/8	4
24	PAFZZ		04664	1592177	ROD,DOOR PROP	1
25	PAFZZ	5310-01-283-4637	96906	MS24679-23	NUT,PLAIN,CAP 10-24	4
26	PAFZZ		04664	23-1154	PLATE,TRACK.....	2
27	PFFZZ		04664	1589735	TRACK,HOSEBED DIVIDER,20.00 INCH	1
28	PAFZZ	5310-00-933-8120	80205	MS35338-138	WASHER,LOCK 10-24.....	4
29	PAFZZ	5305-00-984-6214	80205	MS35206-267	SCREW,MACHINE 10-24X1.00 NC.....	4
30	PFFZZ		04664	1589738	HOSEBED ASSEMBLY	1
31	PAFZZ	5310-00-335-0050	96195	P4008	NUT SPRING ASSEMBLY 3/8.....	10
32	PFFZZ		04664	1590342	GRATING	1
33	PAFZZ		04664	1592379	DEFLECTOR,HOSEBED LH/RH.....	1

(1)	(2)	(3)	(4)	(5)	(6)	(7)
ITEM NO.	SMR CODE	NSN	CAGEC	PART NUMBER	DESCRIPTION AND USABLE ON CODES (UOC)	QTY
34	PAFZZ	5310-01-156-7706	96906	MS16286-1	NUT,PLAIN,HEXAGON 1/4	6
35	PAFZZ	5305-00-044-4153	80205	MS90725-109	SCREW,CAP,HEXAGON HEAD,0.500 X 1.000.	10
36	PAFZZ	5310-01-522-6093	04664	82-1013-0038	WASHER,FLAT 3/8	10
37	PFFZZ		04664	1592185	HOSEBED DIVIDER	1

END OF FIGURE

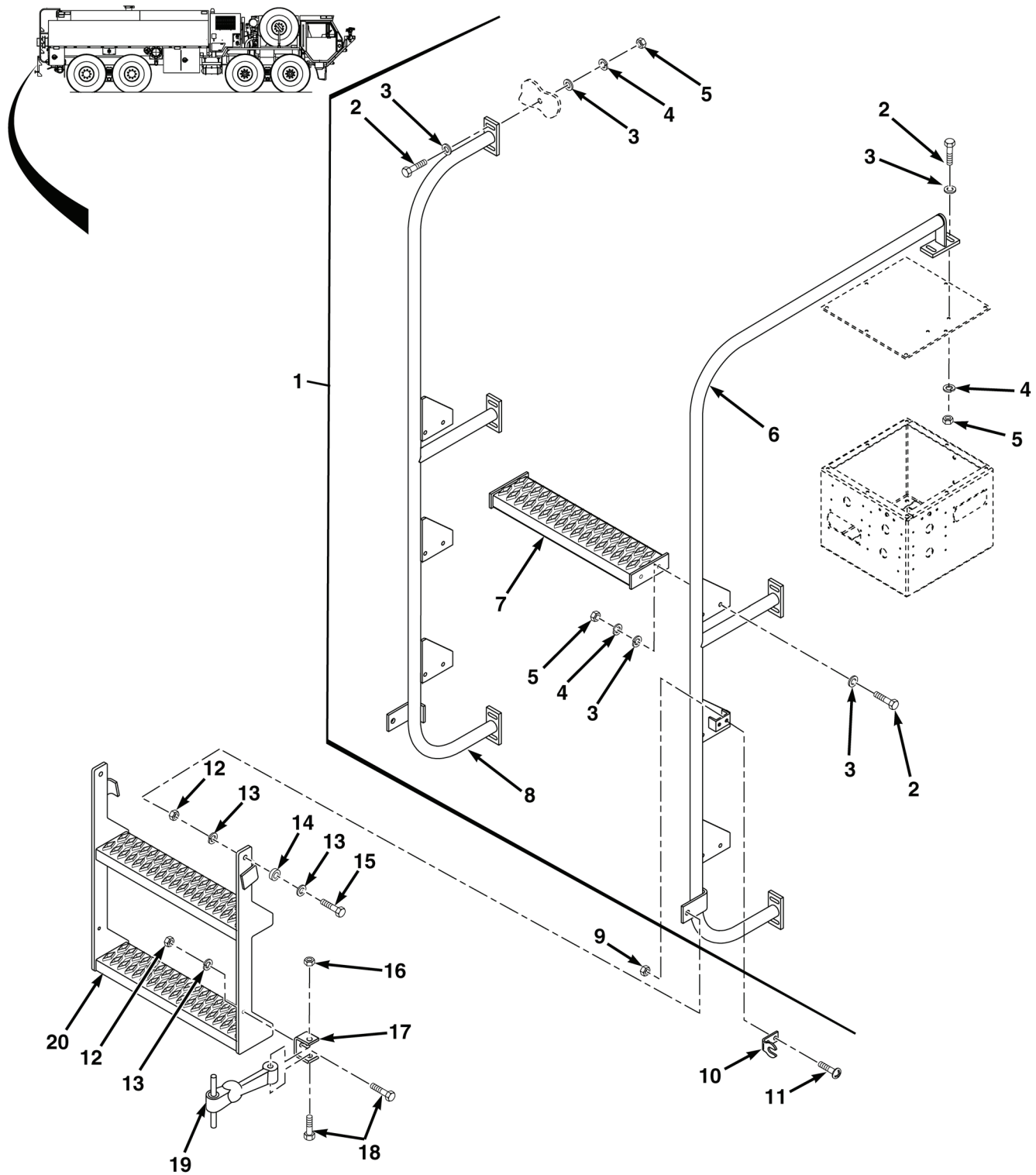


FIG. 75 RIGHT REAR SWING DOWN LADDER

(1)	(2)	(3)	(4)	(5)	(6)	(7)
ITEM NO.	SMR CODE	NSN	CAGEC	PART NUMBER	DESCRIPTION AND USABLE ON CODES (UOC)	QTY
					GROUP 7635 SPECIAL PURPOSE BODY	
					FIG. 75 RIGHT REAR SWING DOWN LADDER	
1	PAFFF		04664	1641998	LADDER ASSEMBLY PS REAR BODY. .	1
2	PAFZZ	5305-01-517-2284	04664	82-0270-0125	. SCREW,CAP,HEXAGON 3/8-16 NC X 1 1/4	24
3	PAFZZ	5310-01-517-4812	04664	82-1013-008	. WASHER,FLAT 3/8	48
4	PAFZZ	5310-01-517-9775	04664	82-1011-0038	. WASHER,SPRING TENSION,3/8	36
5	PAFZZ	5310-01-156-7704	96906	MS16286-3	. NUT,PLAIN,HEXAGON 3/8-16.	24
6	PAFZZ		04664	1641990	. RAIL ASSY,LADDER,RH	1
7	PAFZZ		04664	1641996	. STEP ASSY,GRIP STRU	3
8	PAFZZ		04664	1641980	. RAIL ASSY,LADDER,LH	1
9	PAFZZ	5310-01-066-6759	56878	21NE-040	NUT,SELF-LOCKING HEX,1/4-20 NC	2
10	PAFZZ	2590-01-517-2878	04664	1331040	BRACKET,VEHICULAR C	1
11	PAFZZ	5305-00-071-1315	96906	MS51957-79	SCREW,MACHINE 1/4-20 X .500	2
12	PAFZZ	5310-00-984-3807	81349	M45913/1-5FG5C	NUT,SELF-LOCKING,HE HEX,.50	3
13	PAFZZ	5310-01-517-4808	04664	82-1014-006	WASHER,FLAT .50	5
14	PAFZZ	3120-01-517-9777	04664	82-1019	BEARING,WASHER THRUST	2
15	PAFZZ	5305-00-071-2070	80204	B1821BH050C175N	SCREW,CAP,HEXAGON .50-13X1.75.	2
16	PAFZZ	5310-00-225-6993	81349	M45913/1-8CG5C	NUT,SELF-LOCKING.	1
17	PAFZZ	5340-01-156-6776	64386	277A801CP	STRAP,RETAINING LATCH.	1
18	PAFZZ	5305-01-517-4817	04664	82-0225-0150	SCREW,CAP,HEXAGON H .50-13X1.50.	2
19	PAFZZ	2540-01-152-7764	64386	67D794	LATCH,HOOD VEHICULAR	1
20	PAFZZ		04664	1642007	LADDER ASSEMBLY SWING DOWN.	1
					END OF FIGURE	

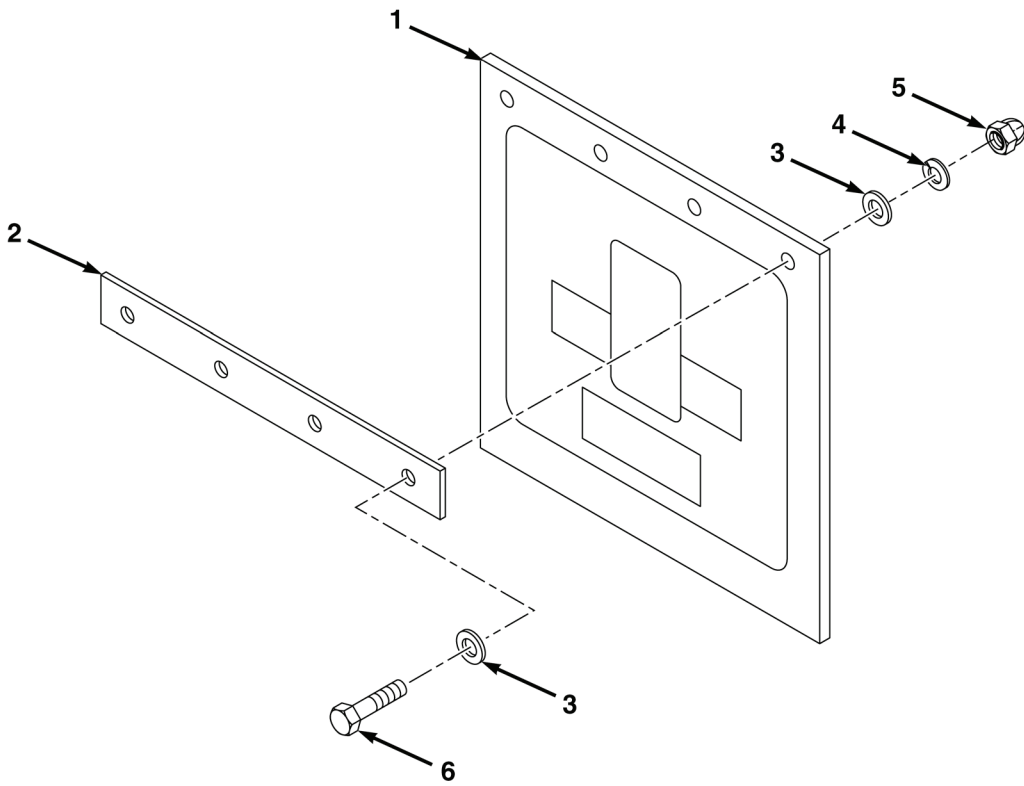
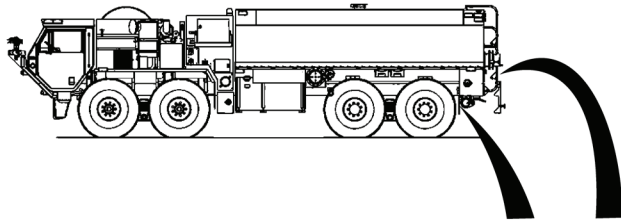


FIG. 76 SPLASH GUARD INSTALLATION

(1)	(2)	(3)	(4)	(5)	(6)	(7)
ITEM NO.	SMR CODE	NSN	CAGEC	PART NUMBER	DESCRIPTION AND USABLE ON CODES (UOC)	QTY
					GROUP 7635 SPECIAL PURPOSE BODY	
					FIG. 76 SPLASH GUARD INSTALLATION	
1	PAFZZ	2540-01-215-4234	45152	1407350	GUARD,SPLASH,VEHICU	2
2	PAFZZ		04664	25-2832	REINFORCEMENT,MUD FLAP,24 IN . . .	2
3	PAFZZ	5310-00-823-8804	96906	MS27183-9	WASHER,FLAT .25	32
4	PAFZZ	5310-00-883-9417	80205	MS35338-158	WASHER,LOCK 1/4.	8
5	PAFZZ	5310-00-984-3805	58536	AA55629-5	NUT,PLAIN,CAP HEX,1/4-20 NC.	16
6	PAFZZ	5305-00-068-0502	80205	MS90725-6	SCREW,CAP,HEXAGON HEAD,1/4-20 X 3/4 NC	16
END OF FIGURE						

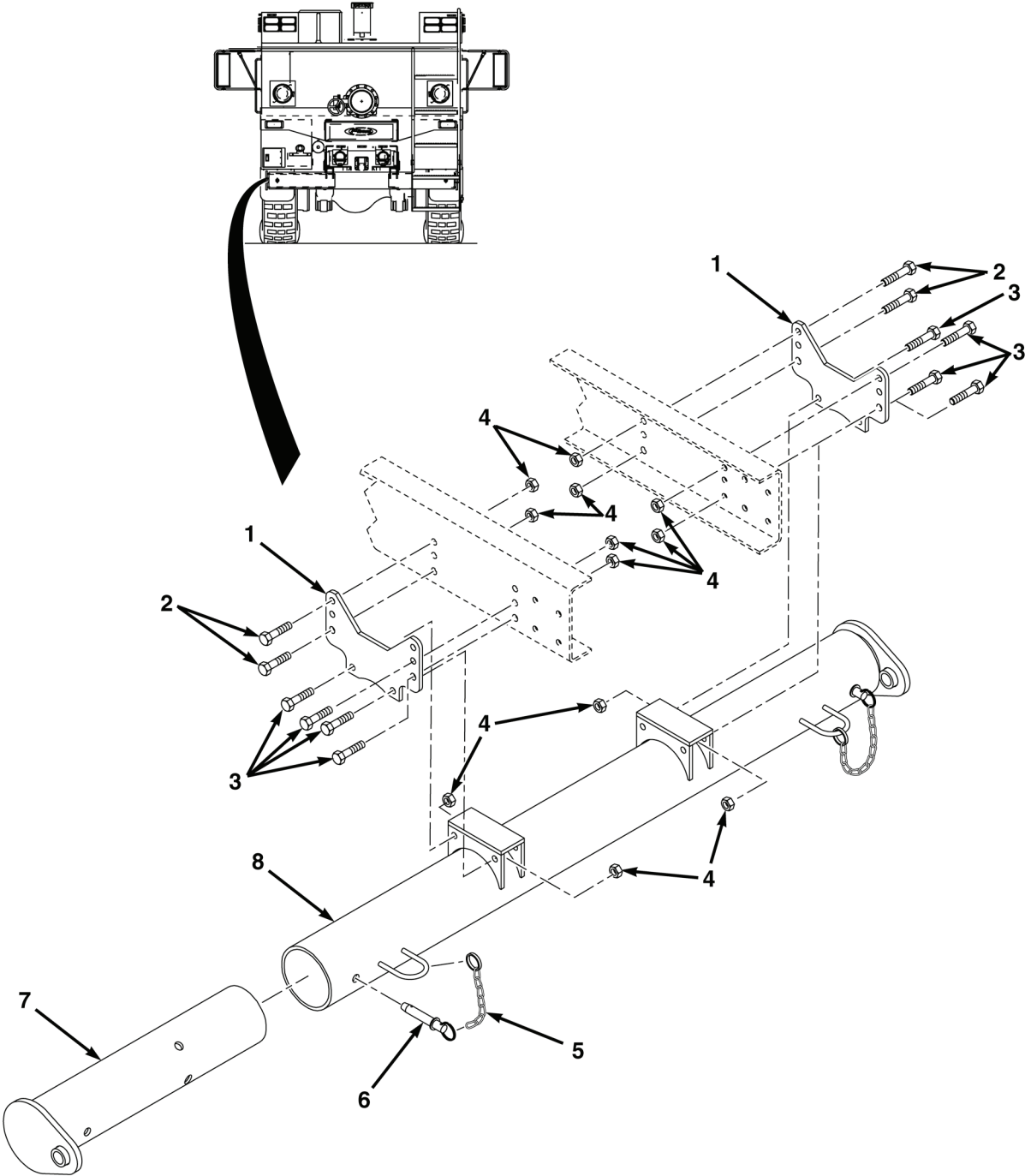


FIG. 77 REAR LIFT BAR ASSEMBLY

(1)	(2)	(3)	(4)	(5)	(6)	(7)
ITEM NO.	SMR CODE	NSN	CAGEC	PART NUMBER	DESCRIPTION AND USABLE ON CODES (UOC)	QTY
					GROUP 7635 SPECIAL PURPOSE BODY	
					FIG. 77 REAR LIFT BAR ASSEMBLY	
1	PFFZZ		04664	1182200	BRACKET,FRAME LIFT BAR	2
2	PAFZZ	5306-00-146-3163	04984	64-7-500-4	BOLT,MACHINE .75-10 X 3.50 IN	4
3	PAFZZ	5305-00-922-7994	80204	B1821BH075C250N	BOLT,MACHINE .75-10 X 2.50 IN	8
4	PAFZZ	5310-00-027-2022	90099	386B203-013	NUT,SELF-LOCKING HEX, .75-10	12
5	PAFZZ	4010-01-518-3673	46156	60104-32	CHAIN ASSEMBLY	2
6	PAFZZ	5315-01-517-9417	39428	98485A	PIN,QUICK RELEASE	2
7	PFFZZ		04664	1182208	SLIDER,LIFT BAR	2
8	PFFZZ		04664	1182218	BAR,LIFT	1
					END OF FIGURE	

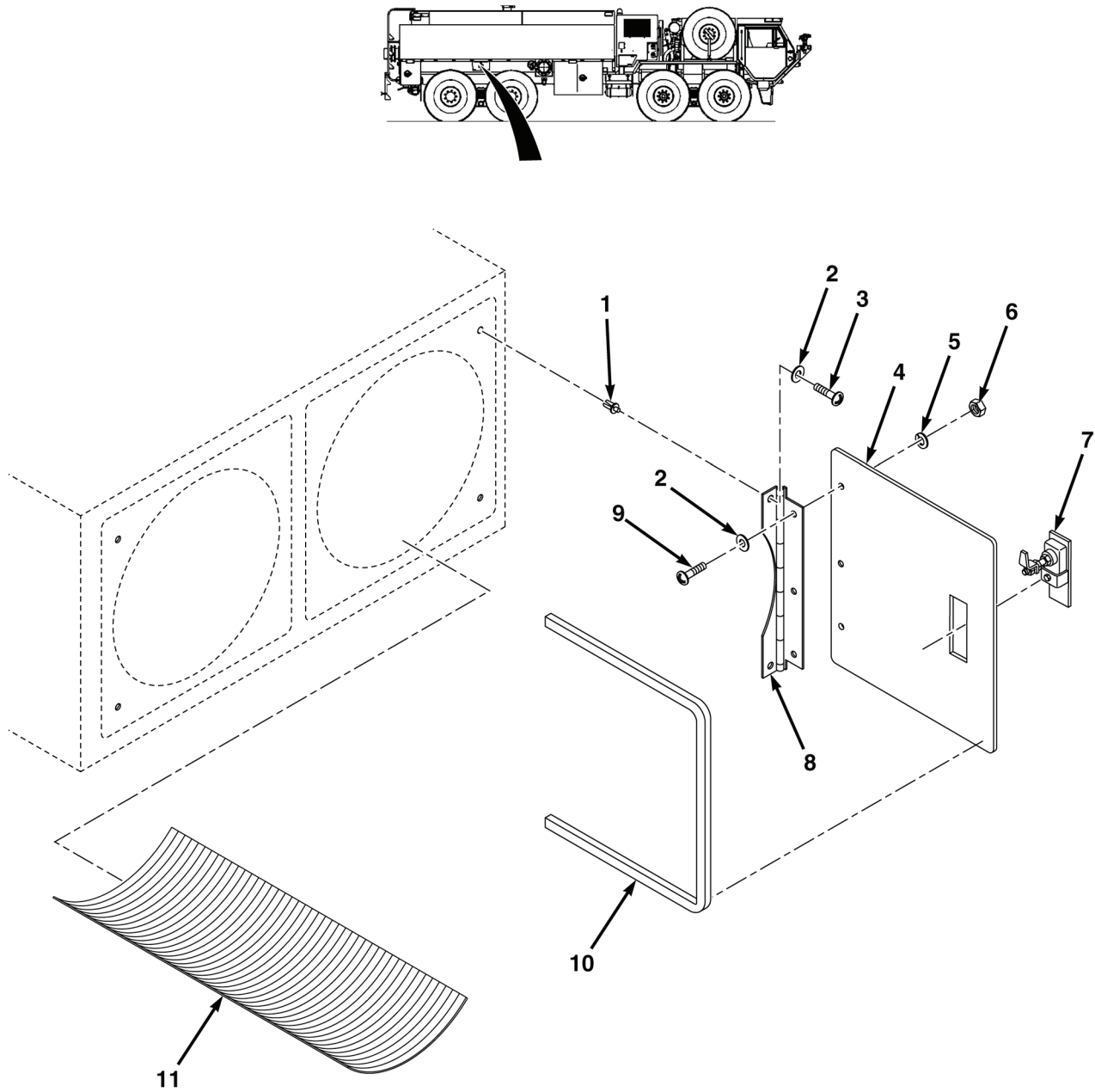


FIG. 78 AB, COMPARTMENT TRIM KIT

(1)	(2)	(3)	(4)	(5)	(6)	(7)
ITEM NO.	SMR CODE	NSN	CAGEC	PART NUMBER	DESCRIPTION AND USABLE ON CODES (UOC)	QTY
					GROUP 7635 SPECIAL PURPOSE BODY	
					FIG. 78 AB, COMPARTMENT TRIM KIT	
1	PAFZZ	5340-01-518-2859	02768	212-250301-00	GROMMET,SCREW ANCHOR	4
2	PAFZZ	5310-01-517-2762	04664	82-1030-0019	WASHER,FLAT 10	10
3	PAFZZ	5305-00-050-9226	96906	MS51957-60	SCREW,MACHINE 10-24 X 5/16 NC. . . .	4
4	PAFZZ		04664	1183549	DOOR,COMPARTMENT AIR BOTTLE . .	2
5	PAFZZ	5310-00-194-9209	96906	MS35336-21	WASHER,LOCK No.10	6
6	PAFZZ	5310-01-482-0431	39428	90715A011	NUT,SELF-LOCKING.	6
7	PAFZZ		94222	62-40-251-2	LATCH,LIFT & TURN.	2
8	PAFZZ		04664	80-5039	HINGE	2
9	PAFZZ	5305-00-050-9227	96906	MS51957-61	SCREW,MACHINE 10-24 X 3/8 NC. . . .	6
10	MFFZZ		04664	943127-0024	SEAL,DOOR MAKE FROM SEAL P/N 1021931-00, CAGE 56329, 24 INCH. . . .	2
11	PAFZZ		04664	25-3540-0020	MATTING,FLOOR,AIR BOTTLE	2
END OF FIGURE						

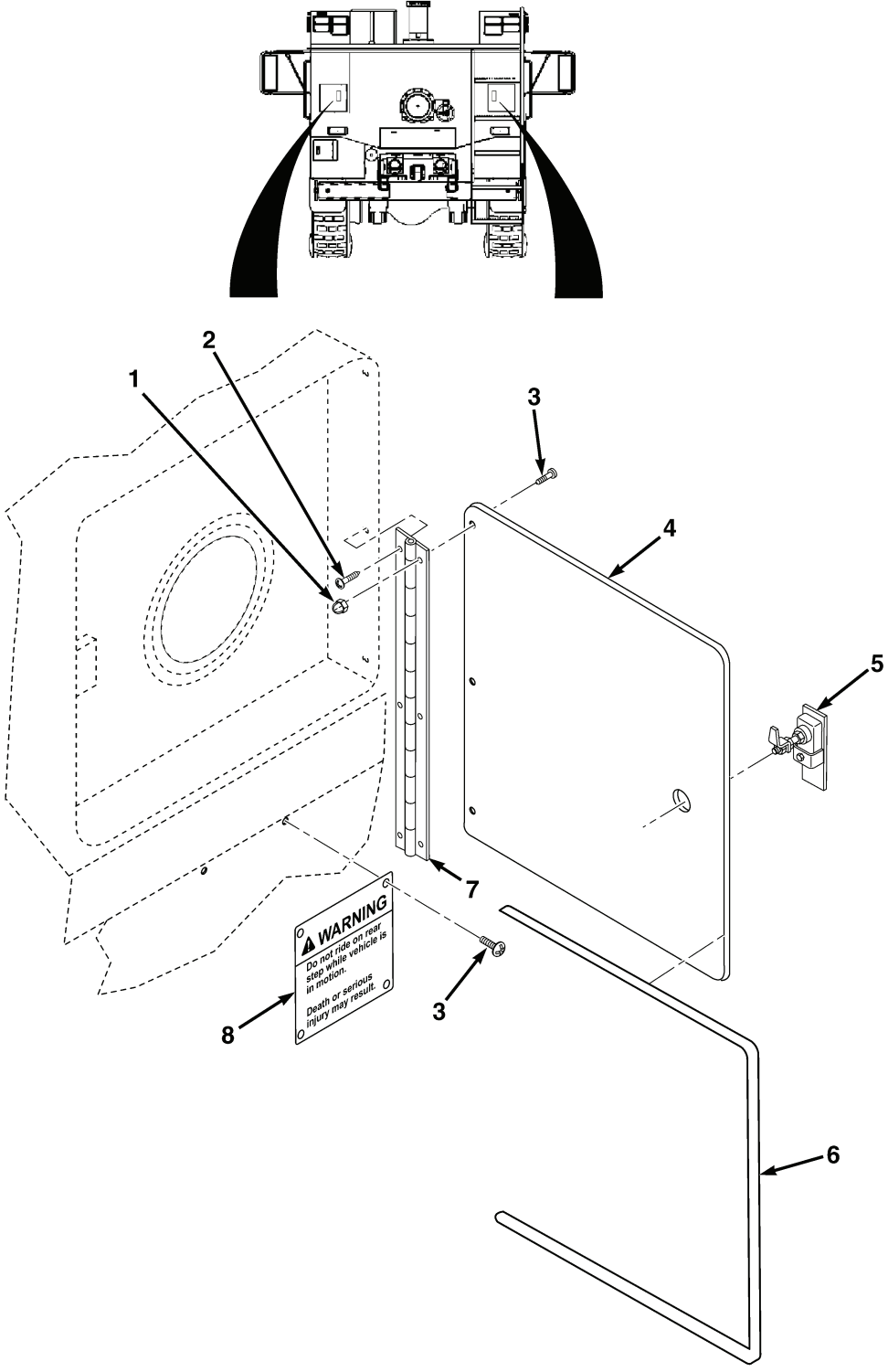


FIG. 79 HSH THROUGH ASSEMBLY

(1)	(2)	(3)	(4)	(5)	(6)	(7)
ITEM NO.	SMR CODE	NSN	CAGEC	PART NUMBER	DESCRIPTION AND USABLE ON CODES (UOC)	QTY
					GROUP 7635 SPECIAL PURPOSE BODY	
					FIG. 79 HSH THROUGH ASSEMBLY	
1	PAFZZ	5310-01-482-0431	39428	90715A011	NUT,SELF-LOCKING 10-24 NC	6
2	PAFZZ	5305-01-068-5488	96906	MS51863-45C	SCREW,TAPPING 10-24X.750	6
3	PAFZZ	5305-00-050-9226	96906	MS51957-60	SCREW,MACHINE 10-24 X 5/16 NC.	10
4	PAFZZ		04664	1690742	DOOR,STORAGE	2
5	PAFZZ	5340-01-517-9032	94222	62-10-103-10	LEVER,LOCK-RELEASE.	2
6	MFFZZ		04664	1437880-0038	SEAL,DOOR,RUBBER MAKE FROM SEAL P/N 2657, CAGE 56329, 38 INCH.	2
7	PAFZZ		04664	1717596	HINGE,DOOR	2
8	PAFZZ		04664	91-0141	TAG,SAFETY,WARNING REAR.	2
END OF FIGURE						

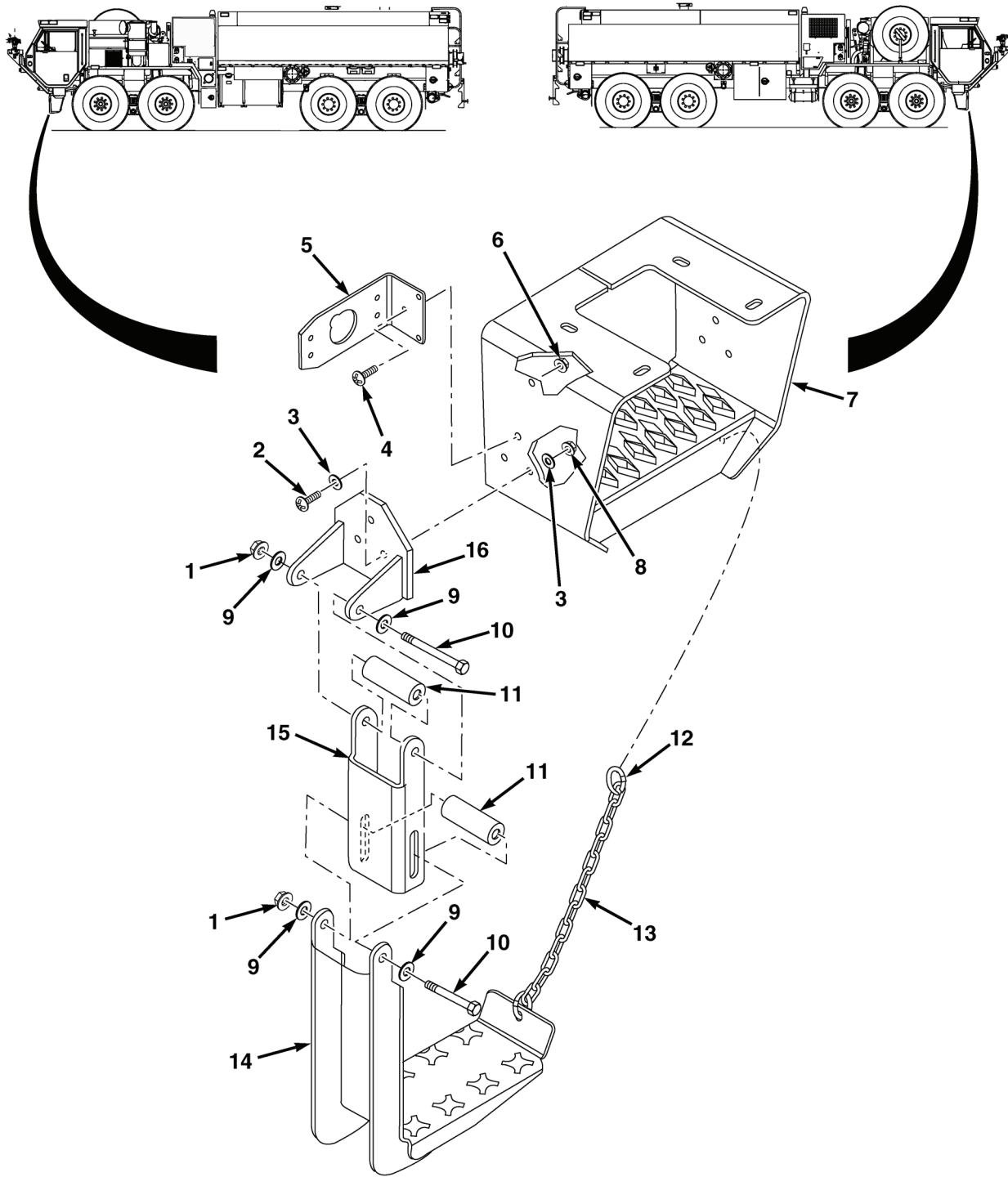


FIG. 80 STEP ASSEMBLY

(1)	(2)	(3)	(4)	(5)	(6)	(7)
ITEM NO.	SMR CODE	NSN	CAGEC	PART NUMBER	DESCRIPTION AND USABLE ON CODES (UOC)	QTY
					GROUP 7635 SPECIAL PURPOSE BODY FIG. 80 STEP ASSEMBLY	
1	PAFZZ	5310-01-054-4644	06032	2100-0123-001	NUT,PLAIN,HEXAGON .38-16.....	4
2	PAFZZ	5305-00-984-5691	80205	MS35206-311	SCREW,MACHINE 3/8-16 X 1.00	6
3	PAFZZ	5310-01-494-4110	12361	7950150141	WASHER,FLAT .31	12
4	PAFZZ	5305-00-984-6207	80205	MS35206-260	SCREW,MACHINE 10-24 X 5/16 NC....	6
5	PFFZZ		04664	1533527	BRACKET,MARKER LIGHT.....	2
6	PAFZZ	5310-00-807-1466	80205	MS21042-08	NUT,SELF-LOCKING HEX,10-24 NC ...	6
7	PFFZZ		04664	1534666	STEP ASSEMBLY UPPER	2
8	PAFZZ	5310-01-466-7850	5T389	H001145	NUT,SELF-LOCKING HEX,.31-18	6
9	PAFZZ	5310-01-517-4812	04664	82-1013-008	WASHER,FLAT 3/8	8
10	PAFZZ	5305-00-269-3226	25567	B0618 15991	SCREW,CAP,HEXAGON HEAD, .38-16X4.50	4
11	PAFZZ	5365-01-357-6257	45152	1783060	SPACER,SLEEVE	4
12	PAFZZ		39428	3863T22	LINK,CHAIN COLD SHUT	4
13	MFFZZ		04664	1534833-0009	CHAIN MAKE FRON CHAIN P/N ACC-510, CAGE 72671, 9 INCH	2
14	PFFZZ		04664	1533715	STEP,SWING	2
15	PAFZZ		04664	1533925	LINK,SWING STEP	2
16	PFFZZ		04664	1533662	BRACKET,MOUNTING SWING STEP ..	2
					END OF FIGURE	

5 — 6-13

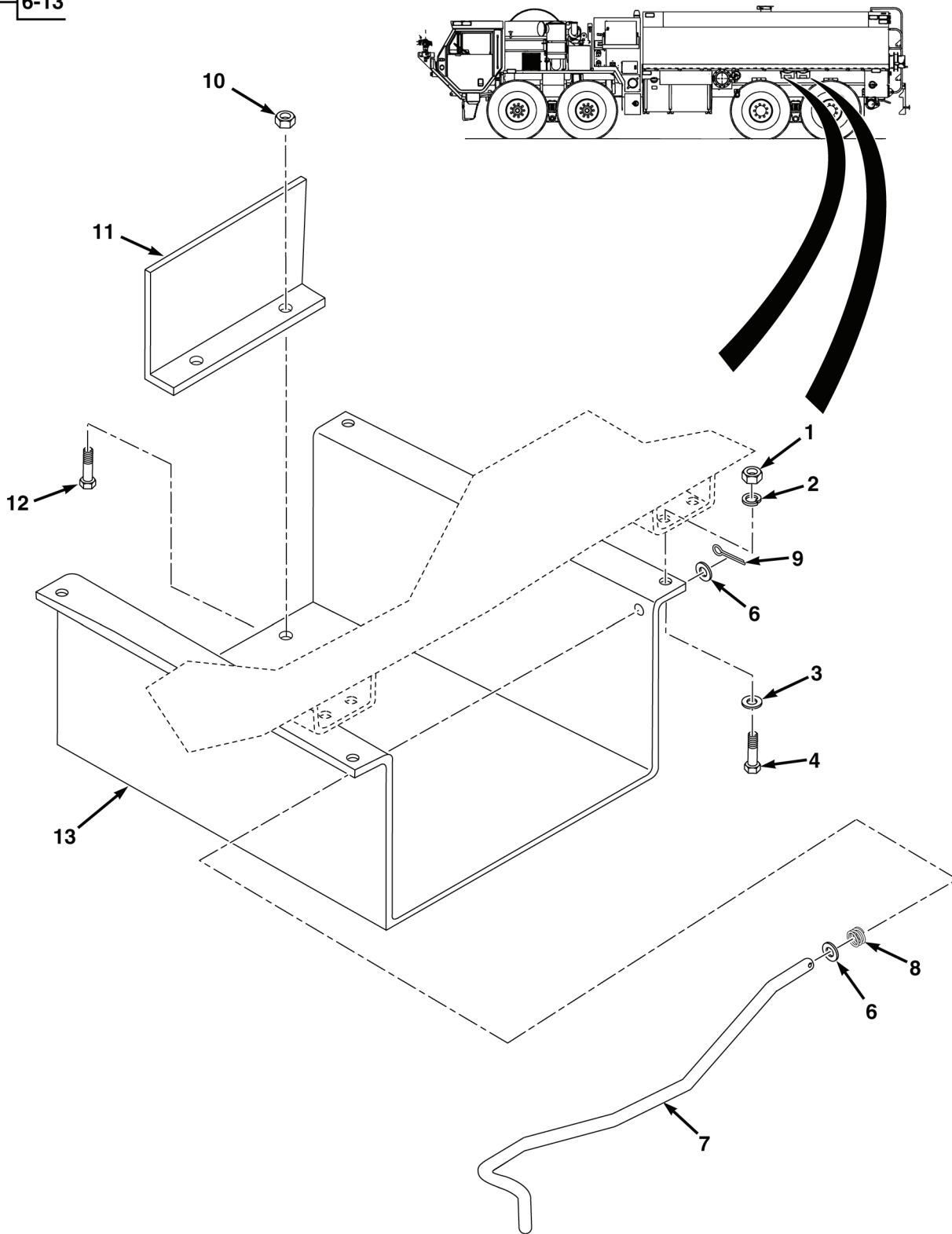


FIG. 81 WHEEL CHOCK STOWAGE BOX

(1)	(2)	(3)	(4)	(5)	(6)	(7)
ITEM NO.	SMR CODE	NSN	CAGEC	PART NUMBER	DESCRIPTION AND USABLE ON CODES (UOC)	QTY
					GROUP 7635 SPECIAL PURPOSE BODY	
					FIG. 81 WHEEL CHOCK STOWAGE BOX	
1	PAFZZ	5310-00-997-1888	80205	MS35649-2252	NUT,PLAIN,HEXAGON 1/4-20.....	8
2	PAFZZ	5310-00-883-9417	80205	MS35338-158	WASHER,LOCK 1/4.....	8
3	PAFZZ	5310-01-103-6042	96906	MS51412-4	WASHER,FLAT 1/4.....	8
4	PAFZZ	5305-00-225-3843	80204	B1821BH025C100N	SCREW,CAP,HEXAGON HEAD, .25-20 NC, 1.00.....	8
5	PAFZZ		04664	72-0376	BRACKET,WHEEL CHOCK MOUNTING	2
6	PAFZZ	5310-00-550-5054	80205	MS15795-809	. WASHER,FLAT 5/16.....	2
7	PAFZZ		04664	3025-205-103	. ROD 5/16.....	1
8	PAFZZ		04664	3025-204-105	. SPRING,TORSION.....	1
9	PAFZZ	5315-00-234-1619	80205	MS24665-170	. PIN,COTTER 1/16X1/2.....	2
10	PAFZZ	5310-00-245-8825	80205	MS16228-4C	. NUT,SELF-LOCKING HEX,1/4-20.....	2
11	PFFZZ		04664	3025-205-104	. BRACKET,ANGLE.....	1
12	PAFZZ	5305-01-242-6987	96906	MS51869-C23	. SCREW,TAPPING 1/4-20X1/2.....	2
13	PAFZZ		04664	3025-205-101	. HOLDER.....	1
END OF FIGURE						

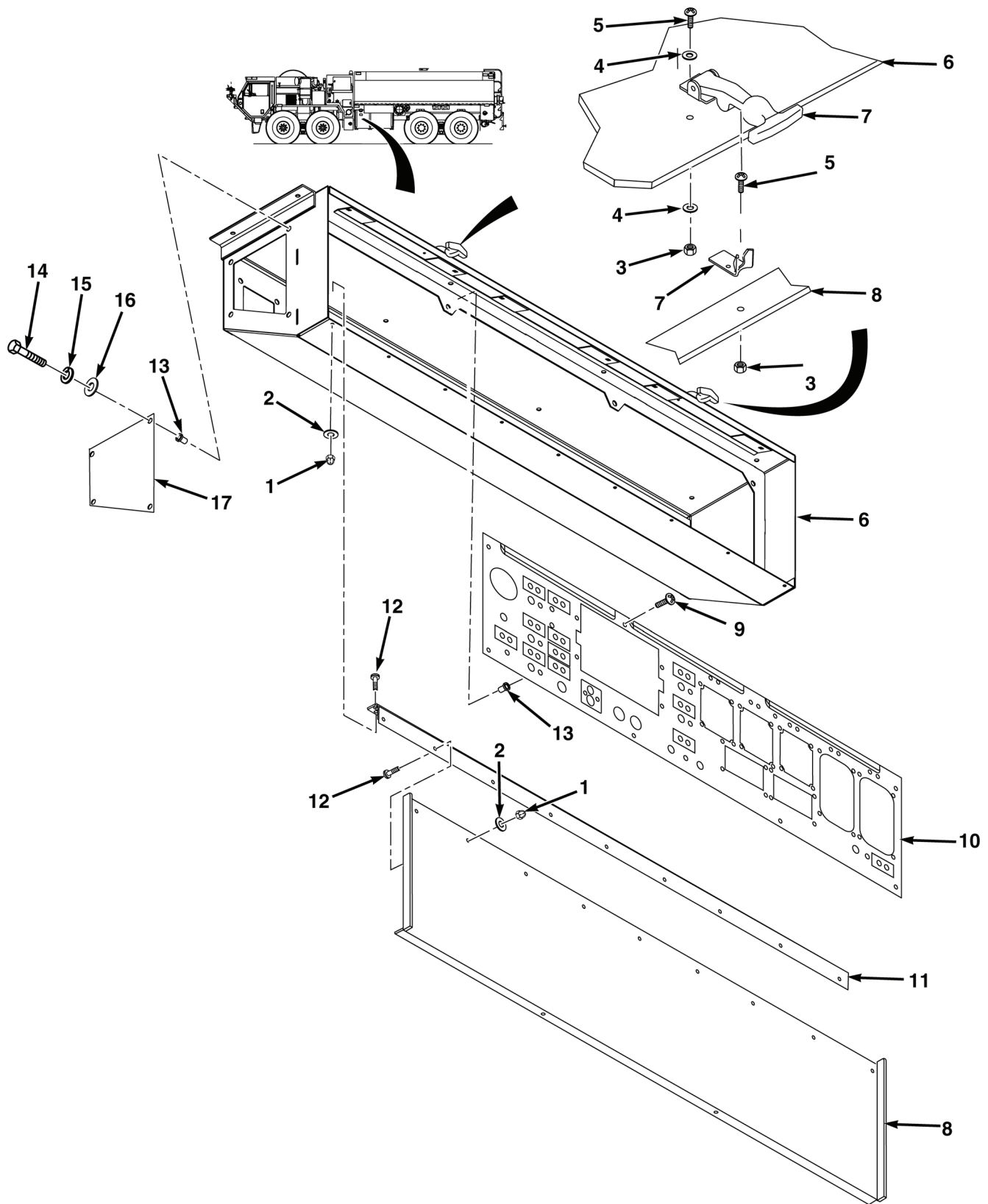


FIG. 82 PUMP PANEL ENCLOSURE ASSEMBLY

(1)	(2)	(3)	(4)	(5)	(6)	(7)
ITEM NO.	SMR CODE	NSN	CAGEC	PART NUMBER	DESCRIPTION AND USABLE ON CODES (UOC)	QTY
					GROUP 7635 SPECIAL PURPOSE BODY	
					FIG. 82 PUMP PANEL ENCLOSURE ASSEMBLY	
1	PAFZZ	5310-01-482-0431	39428	90715A011	NUT,SELF-LOCKING 10-24.....	18
2	PAFZZ	5310-01-517-4200	04664	82-1017-001	WASHER,FLAT 10-24.....	18
3	PAFZZ	5310-00-087-4652	81349	M45913/1-6CG5C	NUT,SELF-LOCKING .38.....	6
4	PAFZZ	5310-00-080-6004	96906	MS27183-14	WASHER,FLAT 3/8.....	8
5	PAFZZ	5305-00-855-0972	80205	MS24629-23	SCREW,TAPPING #6-32X.0038.....	6
6	PFFZZ		04664	1593373	ENCLOSURE,PUMP PANEL.....	1
7	PAFZZ	2590-01-133-7630	27182	35-S	LATCH,HOOD.....	2
8	PAFZZ		04664	1645130	DOOR,ENCLOSURE.....	1
9	PAFZZ	5305-00-958-5246	80205	MS35190-289	SCREW,MACHINE .25-20X.0075.....	8
10	PFFZZ		04664	1646324	PANEL,PUMP.....	1
11	PAFZZ		04664	1645132	HINGE,DOOR.....	1
12	PAFZZ	5305-00-964-6195	80205	MS35199-53	SCREW,MACHINE 10-24X.0037.....	18
13	PAFZZ	5325-01-517-2270	04664	82-0257-0002	INSERT,SCREW THREAD .25-20.....	12
14	PAFZZ	5305-00-225-3843	80204	B1821BH025C100N	SCREW,CAP,HEXAGON HEAD,.25-20 NC, 1.00 LG.....	4
15	PAFZZ	5310-00-883-9417	80205	MS35338-158	WASHER,LOCK 1/4.....	4
16	PAFZZ	5310-00-582-5677	80205	MS15795-810	WASHER,FLAT 1/4.....	4
17	PFFZZ		04664	1685489	PLATE,ACCESS.....	1
					END OF FIGURE	

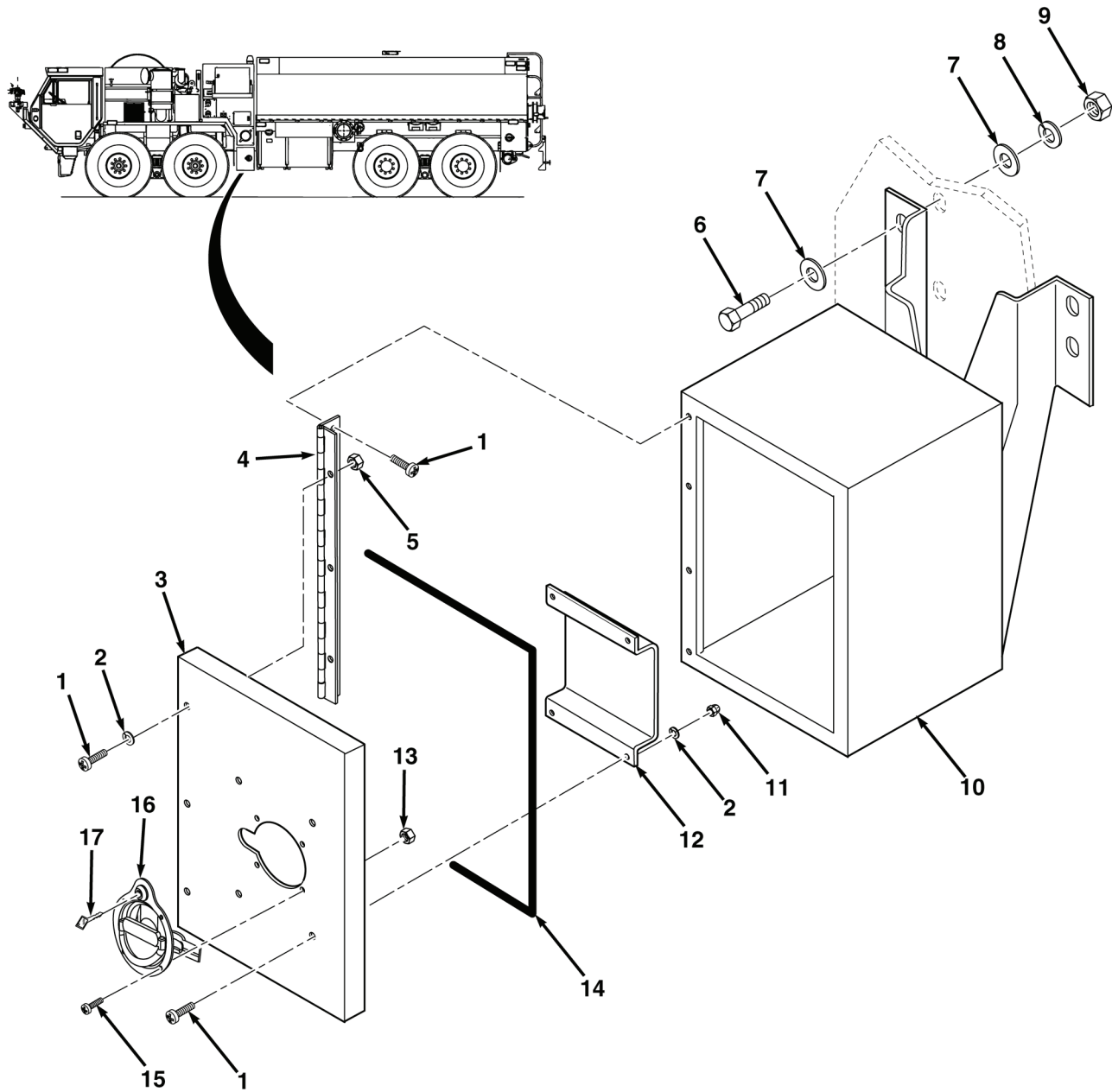


FIG. 83 COMPARTMENT & DOOR ASSEMBLY, D2

(1)	(2)	(3)	(4)	(5)	(6)	(7)
ITEM NO.	SMR CODE	NSN	CAGEC	PART NUMBER	DESCRIPTION AND USABLE ON CODES (UOC)	QTY
					GROUP 7635 SPECIAL PURPOSE BODY	
					FIG. 83 COMPARTMENT & DOOR ASSEMBLY, D2	
1	PAFZZ	5305-01-517-3866	04664	82-2039-001	SCREW,MACHINE 10-24 X 1.50	11
2	PAFZZ	5310-00-045-3296	80205	MS35338-43	WASHER,LOCK #10	7
3	PAFZZ		04664	1340582	DOOR,COMPARTMENT	1
4	PAFZZ		04664	1340617	HINGE,DOOR	1
5	PAFZZ	5310-00-088-1251	81349	M45913/1-4CG5C	NUT,SELF-LOCKING	3
6	PAFZZ	5305-00-724-7220	80204	B1821BH063C150N	SCREW,CAP,HEXAGON HEAD, .6250-12 X 1.50	4
7	PAFZZ	5310-00-823-8803	96906	MS27183-21	WASHER,FLAT 5/8	8
8	PAFZZ	5310-00-820-6653	80205	MS35338-50	WASHER,LOCK 5/8	4
9	PAFZZ	5310-00-764-6609	96906	MS51971-7	NUT,PLAIN,HEXAGON 5/8-11	4
10	PFFZZ		04664	1340516	COMPARTMENT UNDER PUMP HOUSE	1
11	PAFZZ	5310-01-283-4637	96906	MS24679-23	NUT,PLAIN,CAP 10-24 NC	4
12	PFFZZ		04664	1368590	GUARD,D-HANDLE	1
13	PAFZZ	5310-01-482-0431	39428	90715A011	NUT,SELF-LOCKING #10-24	4
14	MFFZZ		04664	1437880-0045	SEAL,DOOR,RUBBER MAKE FROM SEAL P/N 2657, CAGE 56329, 45 INCH .	1
15	PAFZZ	5305-00-003-9252	96906	MS51851-66	SCREW,TAPPING #10-24 X .750	4
16	PAFZZ		06CB9	N2101SRXZNP	LOCK	1
17	PAFZZ		06CB9	KEY SC0008	. KEY	1
					END OF FIGURE	

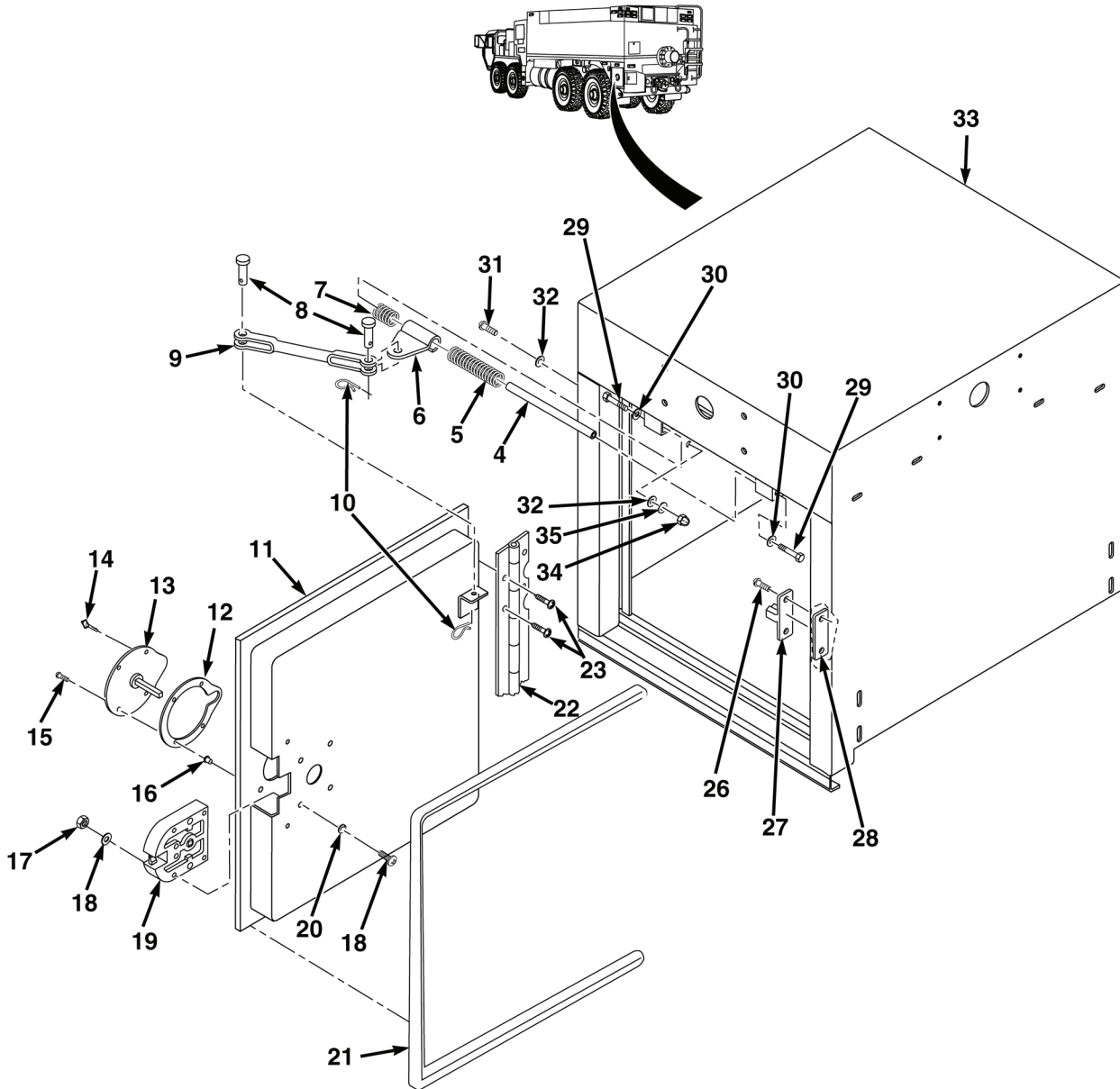


FIG. 84 COMPARTMENT & DOOR ASSEMBLY, D1 & P1 (SHEET 2 OF 2)

(1)	(2)	(3)	(4)	(5)	(6)	(7)
ITEM NO.	SMR CODE	NSN	CAGEC	PART NUMBER	DESCRIPTION AND USABLE ON CODES (UOC)	QTY
					GROUP 7635 SPECIAL PURPOSE BODY FIG. 84 COMPARTMENT & DOOR ASSEMBLY, D1 & P1	
1	PFFZZ		04664	1577513	COMPARTMENT,P1	1
2	PAFZZ	5310-00-883-9417	80205	MS35338-158	WASHER,LOCK 1/4	8
3	PAFZZ	5305-00-071-1318	96906	MS51957-83	SCREW,MACHINE .25-20 X 1.00	8
4	PAFZZ		04664	80-4036	ROD,DOOR SLIDE 9.88" LONG	2
5	PAFZZ	5360-01-517-6928	03PF8	C 694-097-104	SPRING,HELICAL COMPRESSION,6.50"	2
6	PAFZZ		04664	80-4037	SLIDE,DOOR	2
7	PAFZZ		04664	80-4039	SPRING,HELICAL 3.00"	2
8	PAFZZA	5315-01-334-8656	96652	11-035	PIN,STRAIGHT,HEAD 1/4 X 5/8	4
9	PAFZZ		04664	80-4040	ARM,DOOR	2
10	PAFZZ	5315-01-517-5982	96652	22-02	PIN,LOCK 1/2 X 1	4
11	PAFFF		04664	1577639	DOOR,SINGLE 17.25 X 17.25	2
12	PAFZZ		04664	94-5010	GASKET,D-RING LOCK HANDLE	2
13	PFFZZ		06CB9	N279LXXXZNP	LOCK,D-HANDLE	2
14	PFFZZ		06CB9	KEY SC0008	. KEY	2
15	PAFZZ	5305-00-003-9252	96906	MS51851-66	SCREW,TAPPING #10-24 NC X 3/4	8
16	PAFZZ	5325-01-517-2773	04664	82-0260-0002	INSERT,SCREW THREAD #10-24 STEEL	8
17	PAFZZ	5310-01-067-8396	81580	104066	NUT,LOCK 1/4-20	4
18	PAFZZ	5310-01-103-6042	96906	MS51412-4	WASHER,FLAT 1/4	8
19	PAFZZ	2510-01-517-3682	04664	80-2260	LOCK SET,VEHICULAR	2
20	PAFZZ	5305-01-485-6049	80205	MS90725-10	SCREW,CAP,HEXAGON HEAD, .25-20 NC X 1.25	8
21	MFFZZ		04664	1437880-0051	SEAL,DOOR,RUBBER MAKE FROM SEAL P/N 2657, CAGE 56329, 51 INCH.	2
22	PAFZZ		04664	1379480-0007	HINGE,COMPARTMENT 17.25	2
23	PAFZZ	5305-01-194-2998	80205	MS24671-23	SCREW,CAP,SOCKET HEAD,.190 X 1.00	12
24	PAFZZ	5310-00-052-9668	58536	A-A-55629-6	NUT,PLAIN,CAP 5/16-18	8
25	PAFZZ	5310-01-517-5988	0LBS5	F-XWFDS.31X1.50	WASHER,FLAT 5/16	8
26	PAFZZ	5305-00-988-1727	80205	MS35206-283	SCREW,MACHINE .25-20 X 1.00	4
27	PAFZZ		04664	80-2261	STRIKER,NON-PERSONN	2
28	PAFZZ		04664	80-3057	PLATE,NUT,CAPTIVE	2
29	PAFZZ	5305-00-958-5246	80205	MS35190-289	SCREW,MACHINE .25-20 NC X 3/4	2
30	PAFZZ	5310-00-582-5677	80205	MS15795-810	WASHER,FLAT .25 X .63	2
31	PAFZZ	5305-00-051-0837	96906	MS51957-96	SCREW,MACHINE 5/16-18 X .750	8
32	PAFZZ	5310-00-809-3078	96906	MS27183-11	WASHER,FLAT 5/16	8

(1)	(2)	(3)	(4)	(5)	(6)	(7)
ITEM NO.	SMR CODE	NSN	CAGEC	PART NUMBER	DESCRIPTION AND USABLE ON CODES (UOC)	QTY
33	PFFZZ		04664	1577518	COMPARTMENT,D1.....	1
34	PAFZZ	5310-00-880-7744	96906	MS51967-5	NUT,PLAIN,HEXAGON 5/16-18 UNC ...	8
35	PAFZZ	5310-00-933-8122	96906	MS35338-159	WASHER,LOCK 5/16.....	8

END OF FIGURE

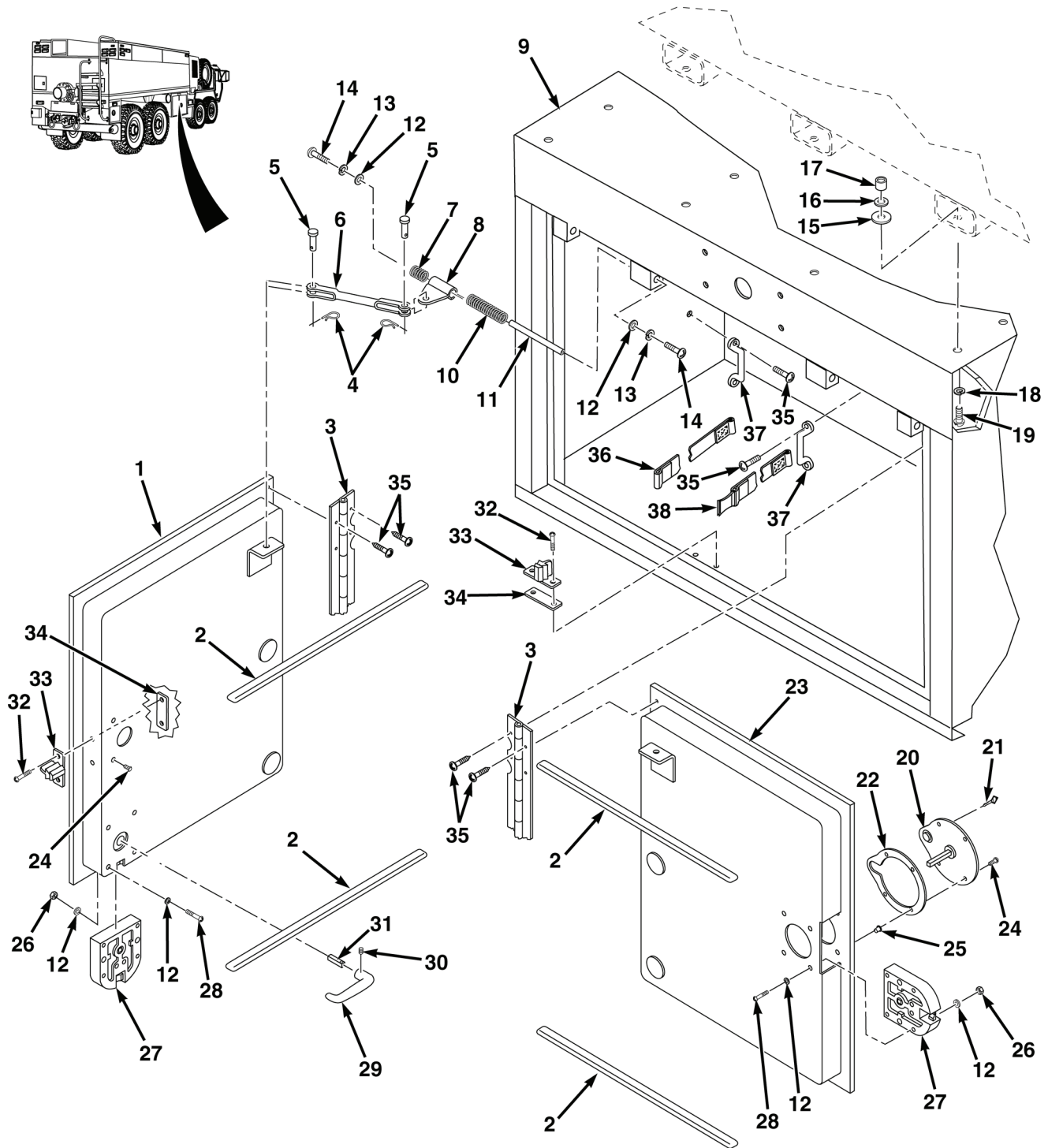


FIG. 85 COMPARTMENT & DOOR ASSEMBLY, P2

(1)	(2)	(3)	(4)	(5)	(6)	(7)
ITEM NO.	SMR CODE	NSN	CAGEC	PART NUMBER	DESCRIPTION AND USABLE ON CODES (UOC)	QTY
					GROUP 7635 SPECIAL PURPOSE BODY FIG. 85 COMPARTMENT & DOOR ASSEMBLY, P2	
1	PAFFF		04664	1578088	DOOR,FREE STANDING 44.25 X 27.75 .	1
2	MFFZZ		04664	1437880-0022	SEAL,DOOR,RUBBER MAKE FROM SEAL P/N 2657, CAGE 56329, 22 INCH .	4
3	PAFZZ		04664	1379480-0008	HINGE,COMPARTMENT 27.75	2
4	PAFZZ	5315-01-517-5982	96652	22-02	PIN,LOCK	4
5	PAFZZ	5315-01-334-8656	96652	11-035	PIN,STRAIGHT,HEAD HEADED	4
6	PAFZZ		04664	80-4040	ARM,DOOR	2
7	PAFZZ		04664	80-4039	SPRING,HELICAL 3.00".	2
8	PAFZZ		04664	80-4037	SLIDE,DOOR	2
9	PFFZZ		04664	1577569	COMPARTMENT ASSY P2	1
10	PAFZZ	5360-01-517-6928	03PF8	C 694-097-104	SPRING,HELICAL 6.50".	2
11	PAFZZ		04664	80-4036	ROD,DOOR SLIDE 9.88" LONG	2
12	PAFZZ	5310-00-582-5677	80205	MS15795-810	WASHER,FLAT .25 X 63	10
13	PAFZZ	5310-00-926-5874	80205	MS35338-150	WASHER,LOCK 1/4.	2
14	PAFZZ	5305-00-958-5246	80205	MS35190-289	SCREW,MACHINE 1/4-20 X .075	2
15	PAFZZ	5310-01-517-5988	0LBS5	F-XWFDS.31X1.50	WASHER,FLAT .31 X 1.50.	16
16	PAFZZ	5310-01-494-4110	12361	7950150141	WASHER,FLAT .31	16
17	PAFZZ	5325-01-394-2418	78276	ALS7-513-312	INSERT,SCREW THREAD .31 X 18	16
18	PAFZZ		1SE17	5745-5	WASHER,LOCK.	16
19	PAFZZ	5305-00-071-2511	80204	B1821BH025C200N	SCREW,CAP,HEXAGON HEAD, .31 X 18 NC	16
20	PAFZZ		06CB9	N279LXXXZNP	LOCK,D-HANDLE	1
21	PAFZZ		06CB9	KEY SC0008	. KEY	1
22	PAFZZ		04664	94-5010	GASKET,D-RING	1
23	PAFFF		04664	1578089	DOOR,FREE 44.25 X 27.75	1
24	PAFZZ	5305-00-003-9252	96906	MS51851-66	SCREW,TAPPING #10-24 X .750	4
25	PAFZZ	5325-01-517-2773	04664	82-0260-0002	INSERT,SCREW THREAD #10-24 NC	4
26	PAFZZ	5310-00-088-1251	81349	M45913/1-4CG5C	NUT,SELF-LOCKING 1/4.	8
27	PAFZZ	2510-01-517-3682	04664	80-2260	LOCK SET,VEHICULAR	2
28	PAFZZ	5305-01-485-6049	80205	MS90725-10	SCREW,CAP,HEXAGON .25-20 X 1.25.	8
29	PAFZZ		19220	53S-5655	INSIDE HANDLE,STRAI	1
30	PAFZZ	5305-00-723-9385	96906	MS51963-65	SETSCREW 5/16.	1
31	PAFZZ	2540-01-517-3699	04664	15-0864	SHAFT,HANDLE VEHICULAR.	1
32	PAFZZ	5305-00-988-1727	80205	MS35206-283	SCREW,MACHINE .25-20 X 1.00	4

(1)	(2)	(3)	(4)	(5)	(6)	(7)
ITEM NO.	SMR CODE	NSN	CAGEC	PART NUMBER	DESCRIPTION AND USABLE ON CODES (UOC)	QTY
33	PAFZZ		04664	80-2261	STRIKER, NON-PERSONN	2
34	PAFZZ		04664	80-3057	PLATE, NUT, CAPTIVE	2
35	PAFZZ	5305-01-194-2998	80205	MS24671-23	SCREW, CAP, SOCKET HEAD, .190 X 1.00	36
36	PAFZZ		04664	1712123	STRAP, RETENTION	1
37	PAFZZ	5340-00-329-2428	19220	6411D	LOOP, STRAP FASTENER 1.25 WIDE. . .	2
38	PAFZZ		04664	1712122	STRAP, RETENTION WITH BUCKLE. . . .	1

END OF FIGURE

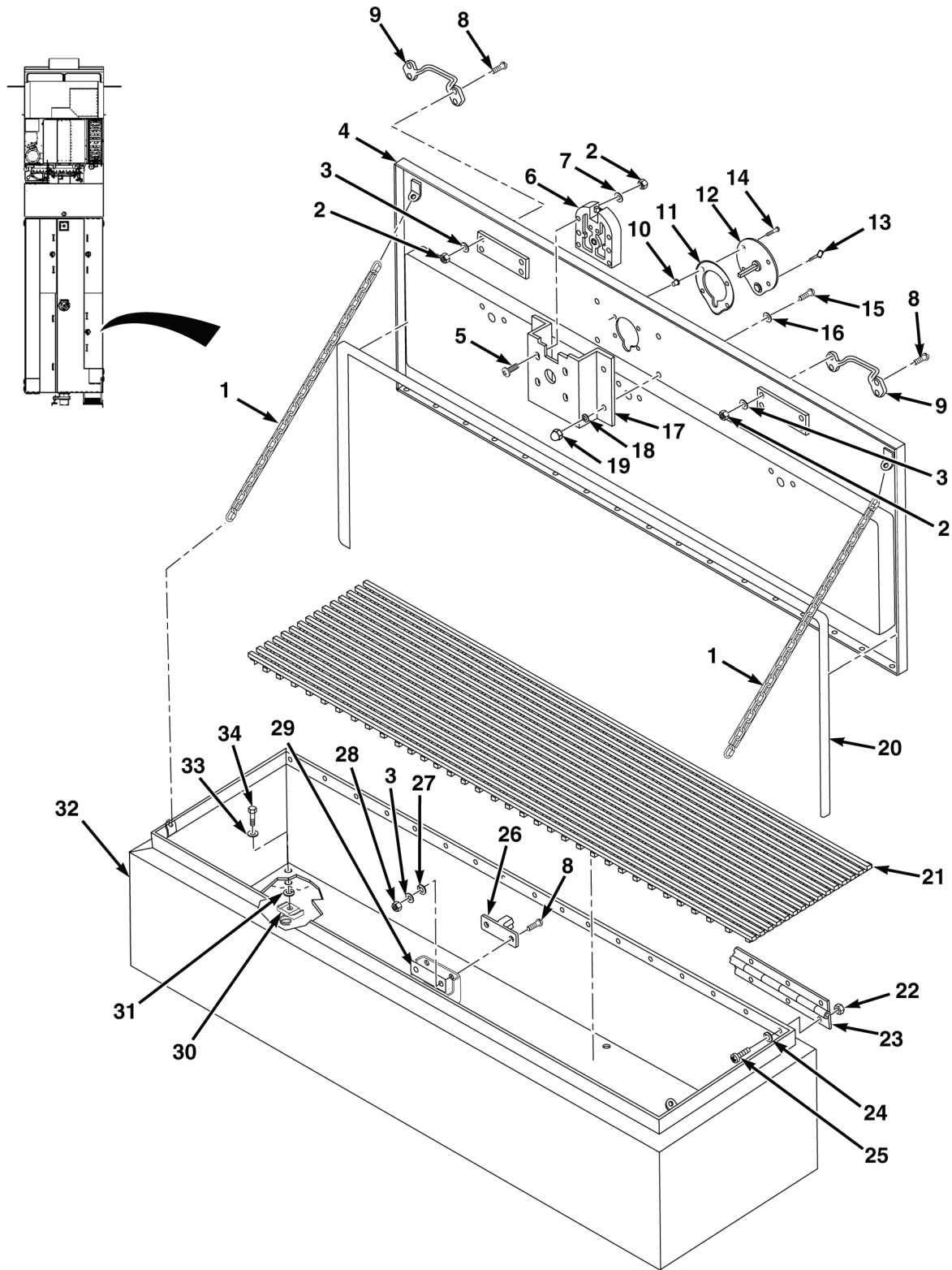


FIG. 86 COMPARTMENT & DOOR ASSEMBLY, T1

(1)	(2)	(3)	(4)	(5)	(6)	(7)
ITEM NO.	SMR CODE	NSN	CAGEC	PART NUMBER	DESCRIPTION AND USABLE ON CODES (UOC)	QTY
					GROUP 7635 SPECIAL PURPOSE BODY FIG. 86 COMPARTMENT & DOOR ASSEMBLY, T1	
1	PAFZZ		04664	1220774	CHAIN,HATCH DOOR.....	2
2	PAFZZ	5310-00-088-1251	81349	M45913/1-4CG5C	NUT,SELF-LOCKING HEX	12
3	PAFZZ	5310-00-582-5677	80205	MS15795-810	WASHER,FLAT 1/4	10
4	PAFFF		04664	1691847	COVER,HATCH,T1	1
5	PAFZZ	5305-01-485-6049	80205	MS90725-10	SCREW,CAP,HEXAGON .25-20 X 1.25. .	4
6	PAFZZ	2510-01-517-3682	04664	80-2260	LOCK SET,VEHICULAR	1
7	PAFZZ	5310-00-582-5677	80205	MS15795-810	WASHER,FLAT .25 X .63.	4
8	PAFZZ	5305-00-988-1727	80205	MS35206-283	SCREW,MACHINE .25-20 X 1.00	10
9	PFFZZ	5340-01-517-6651	04664	1180392	HANDLE,BOW.....	2
10	PAFZZ	5325-01-517-2773	04664	82-0260-0002	INSERT,SCREW THREAD #10-24	4
11	PAFZZ		04664	94-5010	GASKET,D-RING	1
12	PAFZZ		06CB9	N279LXXXZNP	LOCK,D-HANDLE	1
13	PAFZZ		06CB9	KEY SC0008	. KEY	1
14	PAFZZ	5305-00-003-9252	96906	MS51851-66	SCREW,TAPPING #10-24 X .750	4
15	PAFZZ	5306-00-226-4829	80204	B1821BH031C125N	BOLT,MACHINE .3125-18 X 1.25	4
16	PAFZZ	5310-01-199-4393	39428	92141A030	WASHER,FLAT 5/16	4
17	PFFZZ		04664	1647537	COVER,LOCK	1
18	PAFZZ	5310-01-517-2801	04664	82-1043-0031	WASHER,LOCK 5/16.....	4
19	PAFZZ	5310-00-052-9668	58536	A-A-55629-6	NUT,PLAIN,CAP 5/16-18	4
20	MFFZZ		04664	1437880-0146	SEAL,DOOR,RUBBER MAKE FROM SEAL P/N 2657, CAGE 56329, 146 INCH	4
21	PAFZZ		04664	25-4513-0158	MATTING	1
22	PAFZZ	5310-00-088-1251	81349	M45913/1-4CG5C	NUT,SELF-LOCKING #10-24.....	34
23	PAFZZ		04664	1691842	HINGE,DOOR	1
24	PAFZZ	5310-00-045-3296	80205	MS35338-43	WASHER,LOCK #10	34
25	PAFZZ	5305-01-517-3866	04664	82-2039-001	SCREW,MACHINE #10-24 X .500.....	34
26	PAFZZ		04664	80-2261	STRIKER,NON-PERSONN	1
27	PAFZZ	5310-00-883-9417	80205	MS35338-158	WASHER,LOCK 1/4.....	2
28	PAFZZ	5310-00-905-0762	96906	MS51967-3	NUT,PLAIN,HEXAGON 1/4	2
29	PAFZZ		04664	80-3057	PLATE,NUT,CAPTIVE	1
30	PAFZZ	5310-00-335-0050	96195	P4008	NUT SPRING ASSEMBLY 1/2-13	10
31	PAFZZ	5310-00-926-5877	96906	MS35338-160	WASHER,LOCK 3/8.....	10
32	PFFZZ		04664	1589118	COMPARTMENT,HATCH T1	1

(1)	(2)	(3)	(4)	(5)	(6)	(7)
ITEM NO.	SMR CODE	NSN	CAGEC	PART NUMBER	DESCRIPTION AND USABLE ON CODES (UOC)	QTY
33	PAFZZ		39428	91525A141	WASHER,FLAT 3/8	10
34	PAFZZ		39428	91306A419	SCREW,CAP,SOCKET HEAD, 3/8-16X1.00	10
END OF FIGURE						

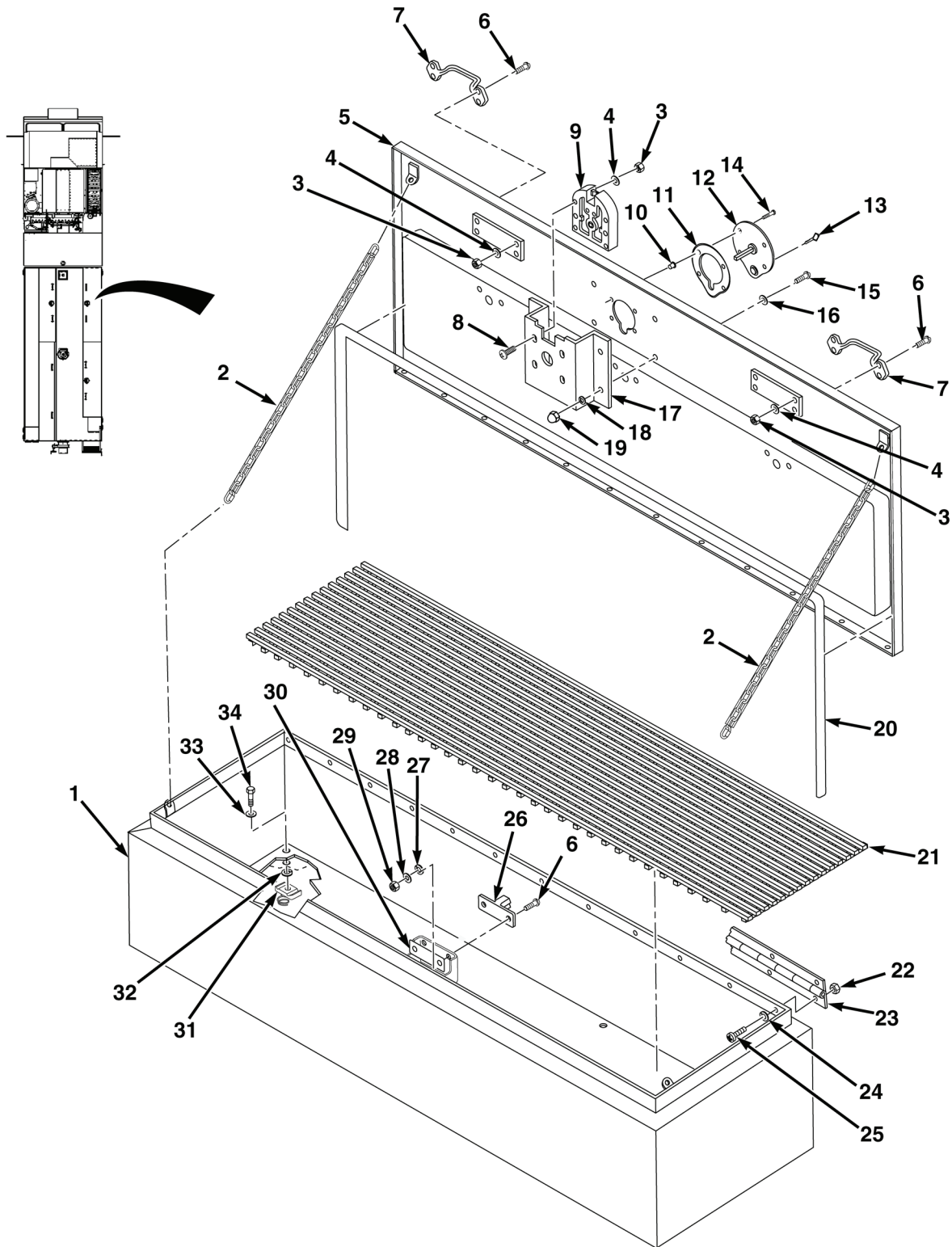


FIG. 87 COMPARTMENT & DOOR ASSEMBLY, T2

(1)	(2)	(3)	(4)	(5)	(6)	(7)
ITEM NO.	SMR CODE	NSN	CAGEC	PART NUMBER	DESCRIPTION AND USABLE ON CODES (UOC)	QTY
					GROUP 7635 SPECIAL PURPOSE BODY FIG. 87 COMPARTMENT & DOOR ASSEMBLY, T2	
1	PFFZZ		04664	1589119	HATCH COMPARTMENT,T	1
2	PAFZZ		04664	1220774	CHAIN,HATCH DOOR	2
3	PAFZZ	5310-00-088-1251	81349	M45913/1-4CG5C	NUT,SELF-LOCKING	12
4	PAFZZ	5310-00-582-5677	80205	MS15795-810	WASHER,FLAT .25 X .63	12
5	PAFFF		04664	1588834	COVER,HATCH	1
6	PAFZZ	5305-00-988-1727	80205	MS35206-283	SCREW,MACHINE .25-20 X 1.00	10
7	PFFZZ	5340-01-517-6651	04664	1180392	HANDLE,BOW	2
8	PAFZZ	5305-01-485-6049	80205	MS90725-10	SCREW,CAP,HEXAGON .25-20 X 1.25	4
9	PAFZZ	2510-01-517-3682	04664	80-2260	LOCK SET,VEHICULAR	1
10	PAFZZ	5325-01-517-2773	04664	82-0260-0002	INSERT,SCREW THREAD #10-24	4
11	PAFZZ		04664	94-5010	GASKET,D-RING	1
12	PAFZZ		06CB9	N279LXXXZNP	LOCK,D-HANDLE	1
13	PAFZZ		06CB9	KEY SC0008	. KEY	1
14	PAFZZ	5305-00-003-9252	96906	MS51851-66	SCREW,TAPPING #10-24 X .3/4	4
15	PAFZZ	5306-00-226-4829	80204	B1821BH031C125N	BOLT,MACHINE .3125-18 X 1.25	4
16	PAFZZ	5310-01-199-4393	39428	92141A030	WASHER,FLAT 5/16	4
17	PAFZZ		04664	1647537	COVER,LOCK	1
18	PAFZZ	5310-01-517-2801	04664	82-1043-0031	WASHER,LOCK 5/16	4
19	PAFZZ	5310-00-052-9668	58536	A-A-55629-6	NUT,PLAIN,CAP 5/16-18	4
20	MFFZZ		04664	1437880-118.5	SEAL,DOOR,RUBBER MAKE FROM SEAL P/N 2657, CAGE 56329, 118.5 INCH	1
21	PAFZZ		04664	25-4513-0159	MATTING	1
22	PAFZZ	5310-00-088-1251	81349	M45913/1-4CG5C	NUT,SELF-LOCKING #10-24	24
23	PAFZZ		04664	1691972	HINGE,DOOR	1
24	PAFZZ	5310-00-045-3296	80205	MS35338-43	WASHER,LOCK,#10	24
25	PAFZZ	5305-01-517-3866	04664	82-2039-001	SCREW,MACHINE #10-24 X .500	24
26	PAFZZ		04664	80-2261	STRIKER,NON-PERSONN	1
27	PAFZZ	5310-00-883-9417	80205	MS35338-158	WASHER,LOCK 1/4	2
28	PAFZZ	5310-00-582-5677	80205	MS15795-810	WASHER,FLAT 1/4	2
29	PAFZZ	5310-00-905-0762	96906	MS51967-3	NUT,PLAIN,HEXAGON 1/4	2
30	PAFZZ		04664	80-3057	PLATE,NUT,CAPTIVE	1
31	PAFZZ	5310-00-335-0050	96195	P4008	NUT SPRING ASSEMBLY 1/2-13	10
32	PAFZZ	5310-00-926-5877	96906	MS35338-160	WASHER,LOCK 3/8	10

(1)	(2)	(3)	(4)	(5)	(6)	(7)
ITEM NO.	SMR CODE	NSN	CAGEC	PART NUMBER	DESCRIPTION AND USABLE ON CODES (UOC)	QTY
33	PAFZZ		39428	91525A141	WASHER,FLAT 3/8	10
34	PAFZZ		39428	91306A419	SCREW,CAP,SOCKET HEAD, 3/8-16X1.00	10
END OF FIGURE						

(1)	(2)	(3)	(4)	(5)	(6)	(7)
ITEM NO.	SMR CODE	NSN	CAGEC	PART NUMBER	DESCRIPTION AND USABLE ON CODES (UOC)	QTY
					GROUP 7635 SPECIAL PURPOSE BODY FIG. 88 COMPARTMENT & DOOR ASSEMBLY, T3	
1	PAFZZ	5310-00-088-1251	81349	M45913/1-4CG5C	NUT,SELF-LOCKING 1/4	12
2	PAFZZ	5310-00-582-5677	80205	MS15795-810	WASHER,FLAT .25 X .63	12
3	PAFZZ	5305-00-988-1727	80205	MS35206-283	SCREW,MACHINE .25-20 NC X 1.00 . . .	10
4	PFFZZ	5340-01-517-6651	04664	1180392	HANDLE,BOW	2
5	PAFZZ	5310-01-199-4393	39428	92141A030	WASHER,FLAT	4
6	PAFZZ	5306-00-226-4829	80204	B1821BH031C125N	BOLT,MACHINE .3125-18 X 1.25	4
7	PAFZZ		06CB9	N279LXXXZNP	LOCK,D-HANDLE	1
8	PAFZZ		06CB9	KEY SC0008	. KEY	1
9	PAFZZ	5305-00-003-9252	96906	MS51851-66	SCREW,TAPPING #10-24 X .3/4	4
10	PAFZZ		04664	94-5010	GASKET,D-RING	1
11	PAFZZ	5325-01-517-2773	04664	82-0260-0002	INSERT,SCREW THREAD #10-24	4
12	PAFZZ	2510-01-517-3682	04664	80-2260	LOCK SET,VEHICULAR	1
13	PAFFF		04664	1589392	COVER,HATCH,T3	1
14	PAFZZ		04664	1220774	CHAIN,HATCH DOOR	2
15	PAFZZ	5305-01-485-6049	80205	MS90725-10	SCREW,CAP,HEXAGON .25-20 NC X 1.25	4
16	PAFZZ	5310-00-052-9668	58536	A-A-55629-6	NUT,PLAIN,CAP 5/16-18	4
17	PAFZZ	5310-01-517-2801	04664	82-1043-0031	WASHER,LOCK 5/16	4
18	PFFZZ		04664	1647537	COVER,LOCK	1
19	PAFZZ		04664	80-3057	PLATE,NUT,CAPTIVE	1
20	PAFZZ		39428	91306A419	SCREW,CAP,SOCKET HEAD, 3/8-16X1.00	10
21	PAFZZ		39428	91525A141	WASHER,FLAT 3/8	10
22	PFFZZ		04664	1589388	HATCH COMPARTMENT,T	1
23	PAFZZ	5310-00-926-5877	96906	MS35338-160	WASHER,LOCK 3/8	10
24	PAFZZ	5310-00-335-0050	96195	P4008	NUT SPRING ASSEMBLY 1/2-13	10
25	PAFZZ	5310-00-905-0762	96906	MS51967-3	NUT,PLAIN,HEXAGON 1/4	2
26	PAFZZ	5310-00-582-5677	80205	MS15795-810	WASHER,FLAT 1/4	2
27	PAFZZ	5310-00-883-9417	80205	MS35338-158	WASHER,LOCK 1/4	2
28	PAFZZ		04664	80-2261	STRIKER,NON-PERSONN	1
29	PAFZZ	5305-01-517-3866	04664	82-2039-001	SCREW,MACHINE #10-24 X .500	34
30	PAFZZ	5310-00-045-3296	80205	MS35338-43	WASHER,LOCK #10	34
31	PAFZZ		04664	1588828	HINGE,DOOR	1
32	PAFZZ	5310-00-088-1251	81349	M45913/1-4CG5C	NUT,SELF-LOCKING #10-24	34

(1)	(2)	(3)	(4)	(5)	(6)	(7)
ITEM NO.	SMR CODE	NSN	CAGEC	PART NUMBER	DESCRIPTION AND USABLE ON CODES (UOC)	QTY
33	PAFZZ		04664	25-4513-0158	MATTING	1
34	MFFZZ		04664	1437880-0116	SEAL,DOOR,RUBBER MAKE FROM SEAL P/N 2657, CAGE 56329, 116 INCH	1
END OF FIGURE						

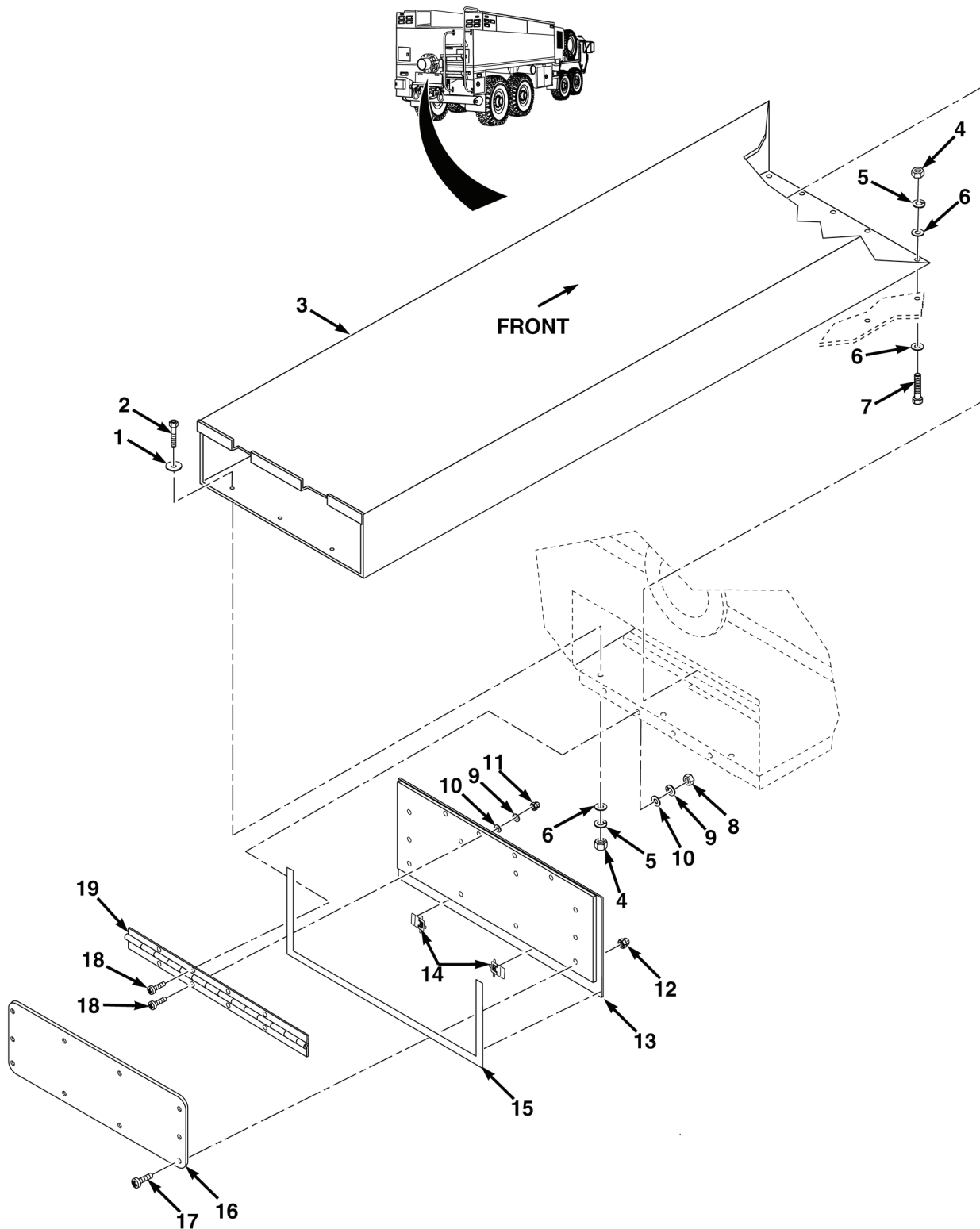


FIG. 89 2500 GALLON FOLDING TANK COMPARTMENT

(1)	(2)	(3)	(4)	(5)	(6)	(7)
ITEM NO.	SMR CODE	NSN	CAGEC	PART NUMBER	DESCRIPTION AND USABLE ON CODES (UOC)	QTY
					GROUP 7635 SPECIAL PURPOSE BODY	
					FIG. 89 2500 GALLON FOLDING TANK COMPARTMENT	
1	PAFZZ	5310-01-517-5990	0LBS5	F-XWFDS.38X1.00	WASHER,FLAT 3/8	8
2	PAFZZ		39428	91306A419	SCREW,CAP,SOCKET HEAD, 3/8-16X1.00	3
3	PFFZZ		04664	1641421	FOLDING TANK ENCL	1
4	PAFZZ	5310-01-156-7704	96906	MS16286-3	NUT,PLAIN,HEXAGON 3/8	8
5	PAFZZ	5310-01-517-9775	04664	82-1011-0038	WASHER,SPRING TENSION,3/8	8
6	PAFZZ	5310-01-517-4812	04664	82-1013-008	WASHER,FLAT 3/8	13
7	PAFZZ	5305-00-068-0510	80204	B1821BH038C100N	SCREW,CAP,HEXAGON HEAD, .375-16 X 1.00	5
8	PAFZZ	5310-00-088-1251	81349	M45913/1-4CG5C	NUT,SELF-LOCKING 10-24.	4
9	PAFZZ	5310-00-933-8120	80205	MS35338-138	WASHER,LOCK NO.10	8
10	PAFZZ	5310-01-517-2762	04664	82-1030-0019	WASHER,FLAT NO.10	8
11	PAFZZ	5310-00-013-1402	96906	MS24679-3	NUT,PLAIN,CAP 10-24	4
12	PAFZZ	5310-00-928-9821	96906	MS24679-2	NUT,PLAIN,CAP NO.8	10
13	PAFZZ		04664	1641372	DOOR,FOLDING TANK	1
14	PAFZZ		94222	62-40-251-2	LATCH,LIFT & TURN	2
15	MFFZZ		04664	1437880-0054	SEAL,DOOR,RUBBER MAKE FROM SEAL P/N 2657, CAGE 56329, 54 IN ...	1
16	PAFZZ		04664	1641373	SCUFF,DOOR	1
17	PAFZZ	5305-00-057-9600	96906	MS21207-8-6	SCREW,TAPPING .136 X 0.500	10
18	PAFZZ	5305-00-701-5074	80205	MS51959-63	SCREW,MACHINE 10-24 X 0.500	8
19	PAFZZ		04664	1641375	HINGE,DOOR	1
					END OF FIGURE	

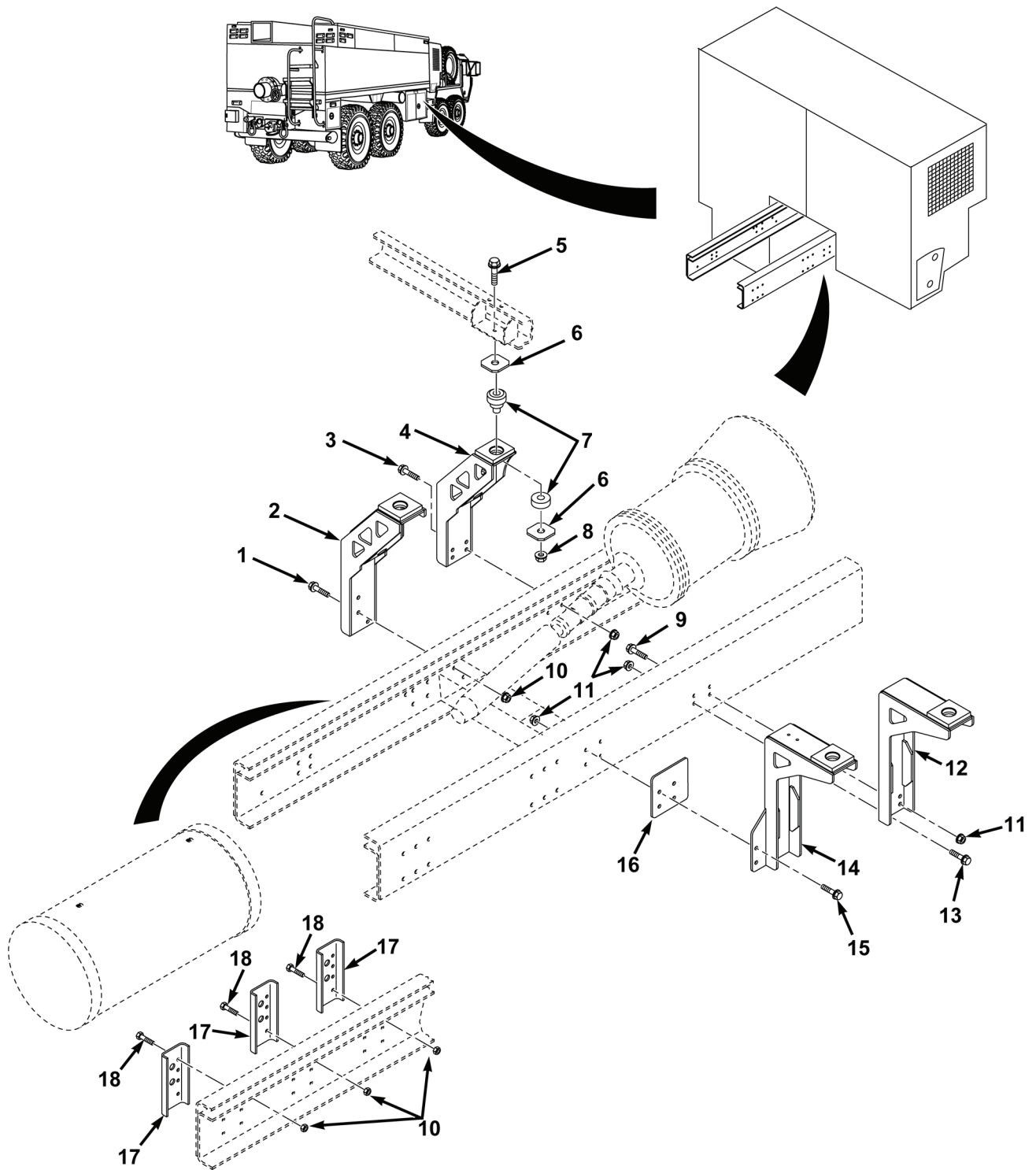


FIG. 90 PUMP HOUSE MOUNTING INSTALLATION

(1)	(2)	(3)	(4)	(5)	(6)	(7)
ITEM NO.	SMR CODE	NSN	CAGEC	PART NUMBER	DESCRIPTION AND USABLE ON CODES (UOC)	QTY
					GROUP 7635 SPECIAL PURPOSE BODY FIG. 90 PUMP HOUSE MOUNTING INSTALLATION	
1	PAHZZ	5305-01-167-9408	45152	128131A	SCREW,CAP,HEXAGON HEAD, .50-13 x 2.00	4
2	PFFZZ		04664	1320418	SUPPORT,PUMPHOUSE LEFT	1
3	PAHZZ	5305-00-724-7248	80204	B1821BH063C375N	SCREW,CAP,HEXAGON HEAD, .6250-12 x 3.75	4
4	PFFZZ		04664	1320298	SUPPORT,PUMPHOUSE LEFT	1
5	PAHZZ	5305-00-904-3748	80205	MS90725-221	SCREW,CAP,HEXAGON HEAD, .88-9 X 5.00	4
6	PAHZZ	5310-01-517-9889	04664	42-7037	WASHER,FLAT .94 ID/3.88 SQ	8
7	PAHZZ	5342-01-194-0894	81860	22004-14	MOUNT,RESILIENT WEAR	4
8	PAHZZ	5310-01-462-6244	81349	M45913/2-14CG5C	NUT,SELF-LOCKING HEX,7/8-9 NC....	4
9	PAHZZ	5305-00-724-7236	05047	B1821BH063C325N	SCREW,CAP,HEXAGON HEAD, .6250-12 x 3.25	2
10	PAHZZ	5310-01-159-8178	45152	110310A	NUT,SELF-LOCKING HEX,.50-13	16
11	PAHZZ	5310-00-764-6609	96906	MS51971-7	NUT,PLAIN,HEXAGON 5/8-11	12
12	PFFZZ		04664	1320461	SUPPORT,PUMPHOUSE RIGHT	1
13	PAHZZ	5305-01-151-1031	45152	111318A	SCREW,CAP,HEXAGON HEAD, .62-11 x 3.00	2
14	PFFZZ		04664	1320640	SUPPORT,PUMPHOUSE	1
15	PAHZZ	5305-01-147-9723	45152	111317A	SCREW,CAP,HEXAGON HEAD, .62-11 x 2.25	4
16	PFFZZ		04664	1578274	SPACER,SUPPORT PUMPHOUSE	1
17	PFFZZ		04664	1180891	BRACKET FUEL TANK LOWERING....	3
18	PAHZZ	5305-01-305-6078	45152	1536340	SCREW,CAP,HEXAGON HEAD, .50-13 X 2.50	12

END OF FIGURE

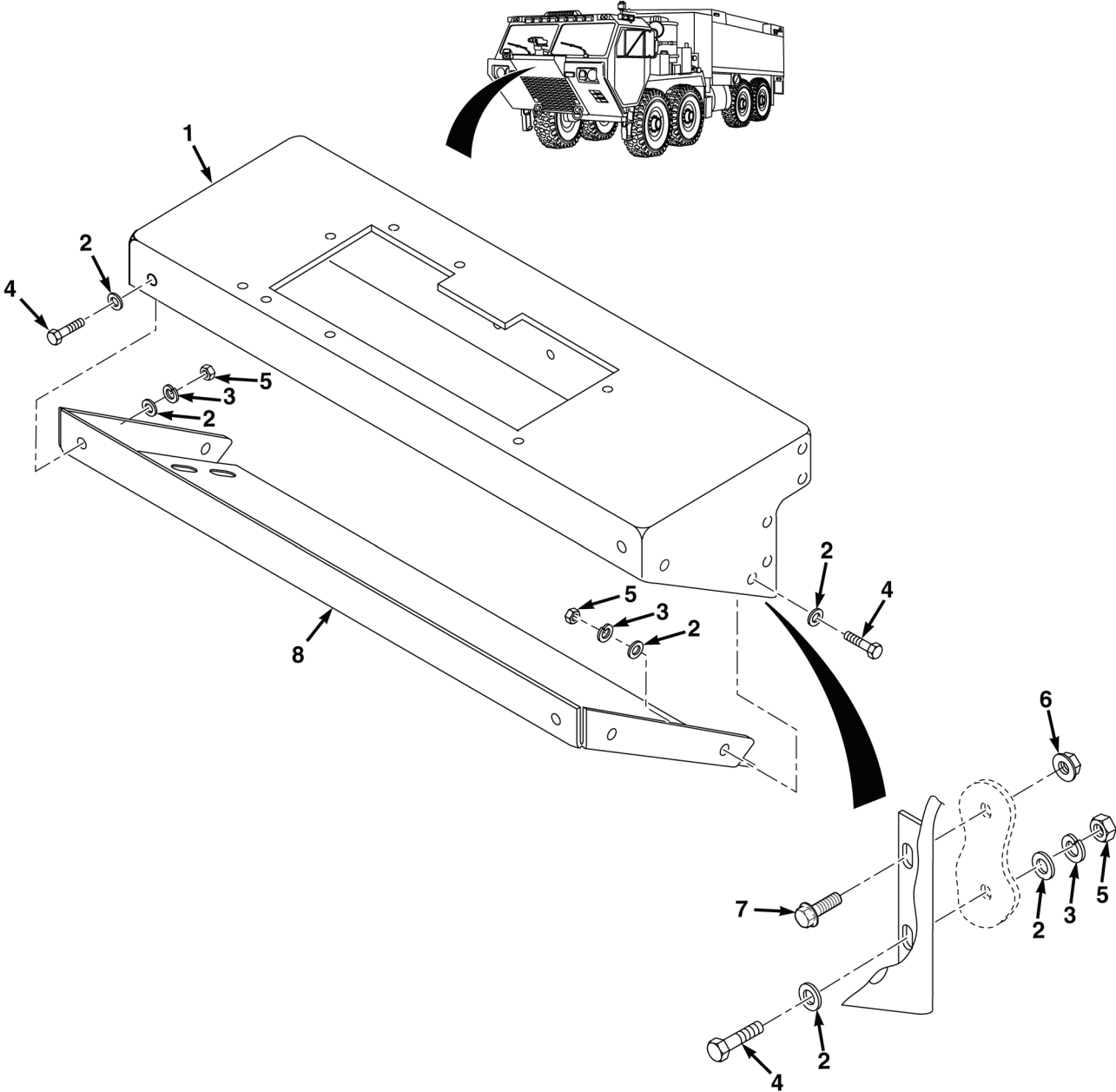
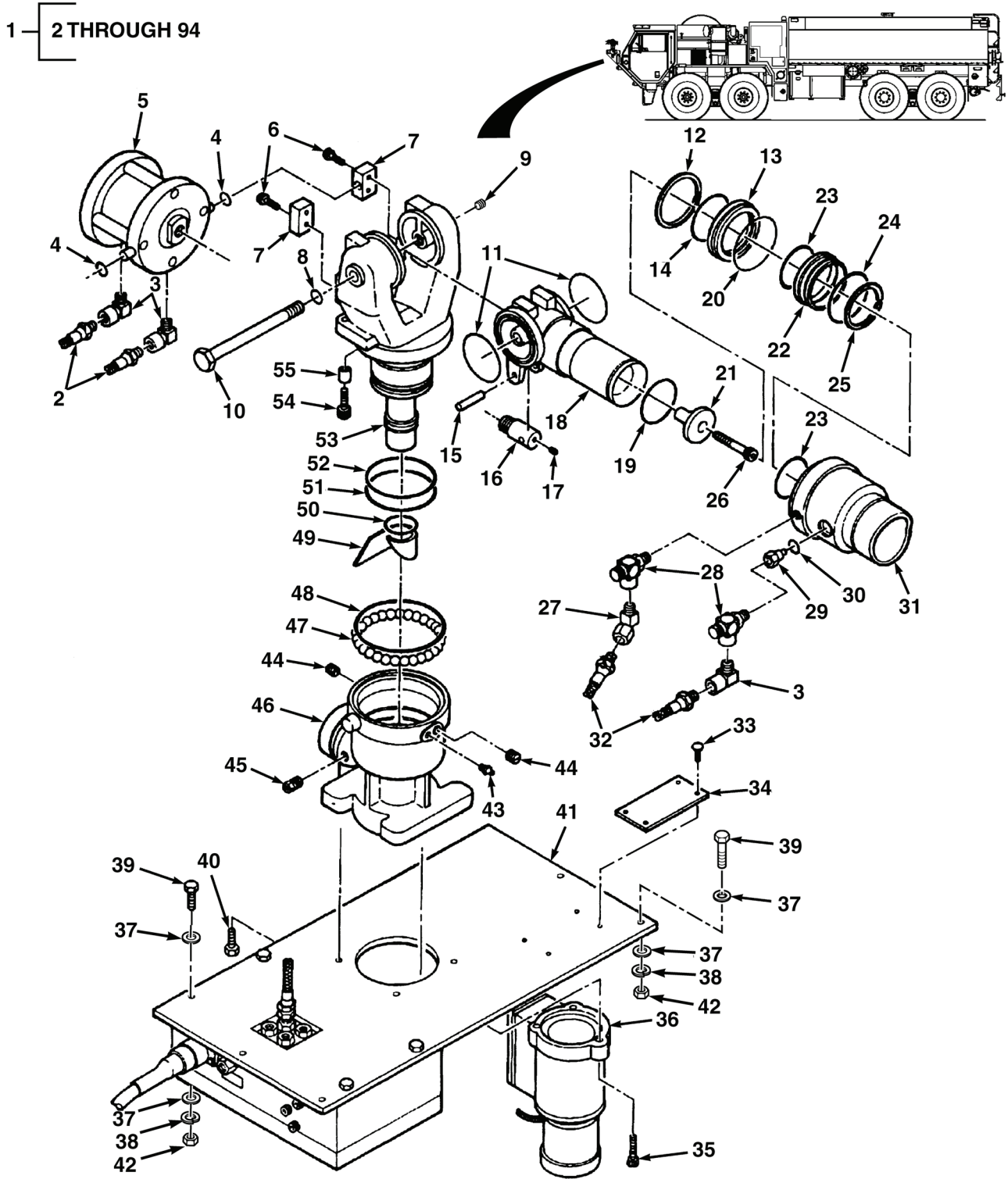


FIG. 91 BUMPER TURRET PLATFORM INSTALLATION

(1)	(2)	(3)	(4)	(5)	(6)	(7)
ITEM NO.	SMR CODE	NSN	CAGEC	PART NUMBER	DESCRIPTION AND USABLE ON CODES (UOC)	QTY
					GROUP 7636 MOUNTING BRACKETS, FUEL TANK, AND AIR RESERVOIR	
					FIG. 91 BUMPER TURRET PLATFORM INSTALLATION	
1	PFFZZ		04664	1160318	BRACKET,BUMPER TURRET.....	1
2	PAFZZ	5310-00-080-6004	96906	MS27183-14	WASHER,FLAT 3/8	12
3	PAFZZ	5310-00-637-9541	80045	23MS35338-46	WASHER,LOCK 3/8.....	7
4	PAFZZ	5305-00-068-0510	80204	B1821BH038C100N	SCREW,CAP,HEXAGON 3/8-16X1.00...	8
5	PAFZZ	5310-01-177-4625	45152	108708A	NUT,SELF-LOCKING .38-16	10
6	PAFZZ	5310-00-810-1786	80205	MS21042-6	NUT,SELF-LOCKING 3/8.....	2
7	PAFZZ	5305-01-156-9457	45152	1333170	SCREW,CAP,HEXAGON HEAD, 3/8-16X1.00	2
8	PFFZZ		04664	1160319	INSIDE,BUMPER.....	1
END OF FIGURE						



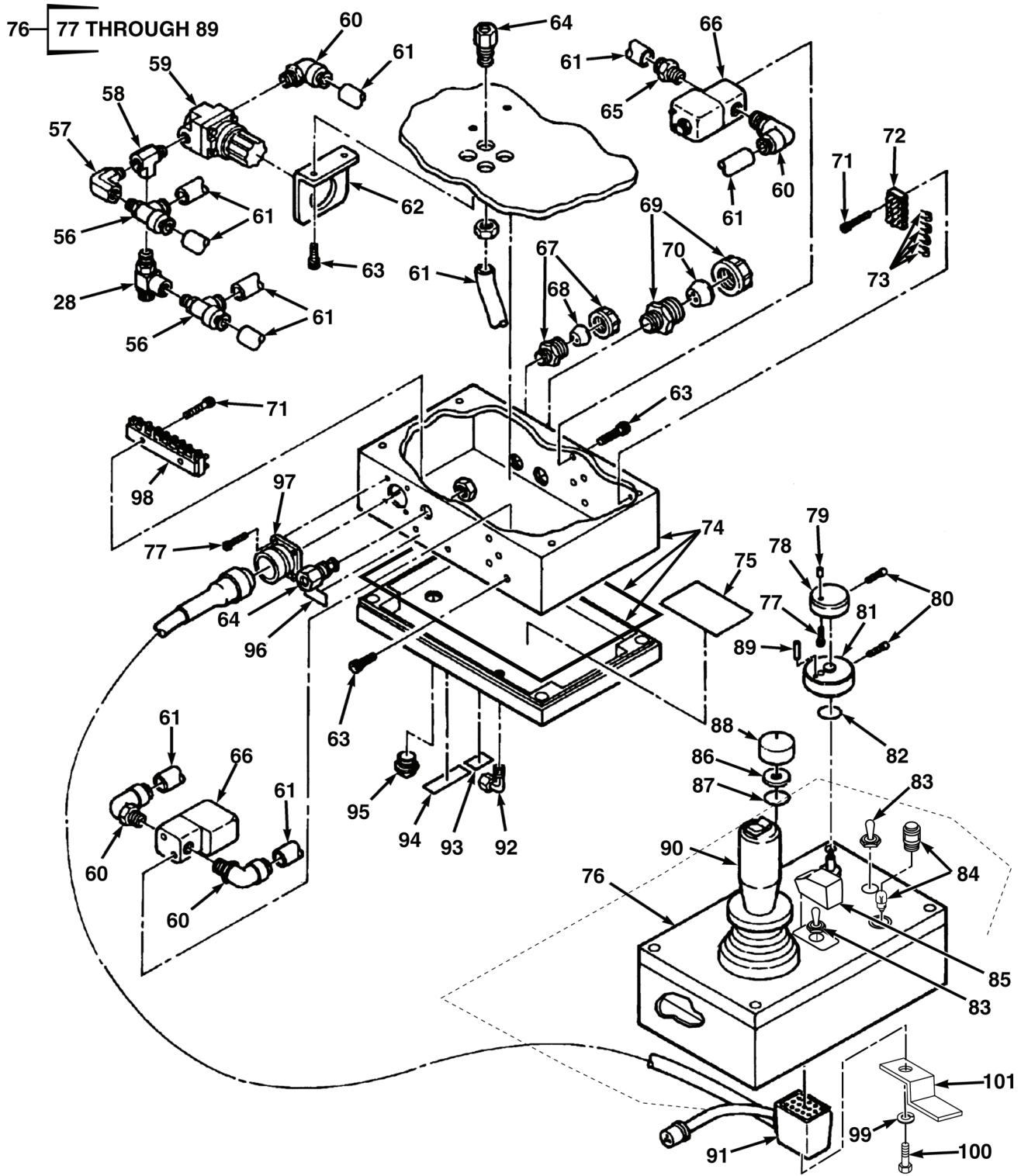


FIG. 92 BUMPER TURRET ASSEMBLY (SHEET 2 OF 2)

(1)	(2)	(3)	(4)	(5)	(6)	(7)
ITEM NO.	SMR CODE	NSN	CAGEC	PART NUMBER	DESCRIPTION AND USABLE ON CODES (UOC)	QTY
					GROUP 7639 FIXED FIRE FIGHTING EQUIPMENT	
					FIG. 92 BUMPER TURRET ASSEMBLY	
1	PAFFF	4210-01-517-4088	00912	3465	TURRET,BUMPER,FIRET	1
2	PAFZZ	4720-01-517-5323	00912	7-21-260	. HOSE ASSEMBLY NONMETALLIC.	2
3	PAFZZ	4730-01-517-5262	00912	7-13-199	. ELBOW,HOSE 90 DEG	3
4	PAFZZ	5331-01-087-8709	00912	7-57-005	. O-RING	2
5	PAFZZ	2530-01-517-8982	00912	109216	. CHAMBER,AIR BRAKE	1
6	PAFZZ	5305-01-517-3730	00912	7-67-086	. SCREW,CAP,HEXAGON HEAD	4
7	PAFZZ	3040-01-517-7013	00912	7-07-267	. BRACKET,EYE ROTATING	2
8	PAFZZ	5331-01-129-4333	00912	7-57-095	. O-RING	1
9	PAFZZ	5305-01-517-4218	00912	7-65-099	. SETSCREW	1
10	PAFZZ	5305-01-517-3760	00912	7-61-083	. SCREW,CAP,HEXAGON HEAD	1
11	PAFZZ	5331-01-517-3941	00912	7-57-289	. O-RING	2
12	PAFZZ	5325-01-517-3954	00912	7-58-187	. RING,RETAINING	1
13	PAFZZ	4210-01-518-5333	00912	104481	. PISTON,BUMPER TURRET	1
14	PAFZZ	5331-01-517-3955	00912	7-57-286	. O-RING	1
15	PAFZZ	5315-01-517-3938	00912	7-44-302	. PIN,STRAIGHT HEADLESS	1
16	PAFZZ	5340-01-517-2883	00912	7-07-266	. ROD,STRAIGHT HEADLESS	1
17	PAFZZ	5305-01-517-3210	00912	7-65-025	. SETSCREW	1
18	PAFZZ		00912	104485	. TEE,OUTLET UP TO 300 GPM.	1
19	PAFZZ	5331-01-517-3944	00912	7-57-246	. O-RING	1
20	PAFZZ	5331-01-517-3959	00912	7-57-287	. O-RING	1
21	PAFZZ	6680-01-517-9039	00912	104491	. BAFFLE 250 GPM	1
22	PAFZZ	4210-01-421-8494	00912	104482	. PISTON,BUMPER TURRET	1
23	PAFZZ	5331-01-517-3949	00912	7-57-285	. O-RING	2
24	PAFZZ	5331-01-517-3962	00912	7-57-288	. O-RING	1
25	PAFZZ	5325-01-517-4190	00912	7-58-186	. RING,RETAINING	1
26	PAFZZ	5305-01-517-3946	00912	7-67-096	. SCREW,CAP,SOCKET HEAD	1
27	PAFZZ	4730-01-517-5267	00912	7-13-067	. ELBOW,PIPE TO TUBE	1
28	PAFZZ	4820-01-517-5269	00912	7-79-058	. VALVE,FLOW CONTROL	3
29	PAFZZ	4730-01-517-5272	00912	7-07-262	. ADAPTER BUSHING	1
30	PAFZZ	5330-00-426-3321	00912	7-57-022	. PACKING,PREFORMED 5/8 X 7/16	1
31	PAFZZ	4210-01-518-5329	00912	109304	. HOUSING,NOZZLE	1
32	PAFZZ	4720-01-517-5263	00912	7-21-265	. HOSE ASSEMBLY NONMETALLIC.	2
33	PAFZZ	5305-01-517-3932	00912	7-36-045	. SCREW,DRIVE	4

(1)	(2)	(3)	(4)	(5)	(6)	(7)
ITEM NO.	SMR CODE	NSN	CAGEC	PART NUMBER	DESCRIPTION AND USABLE ON CODES (UOC)	QTY
34	PAFZZ		00912	7-44-359	. PLATE,DATA IDENTIFICATION	1
35	PAFZZ	5305-01-517-3768	00912	7-67-112	. SCREW,CAP,SOCKET HEAD	3
36	PAFZZ	6105-01-517-9047	00912	3465-0056	. MOTOR,DIRECT CURRENT,24 VOLT. . .	1
37	PAFZZ	5310-00-809-4061	96906	MS27183-15	. WASHER,FLAT	16
38	PAFZZ	5310-00-637-9541	80045	23MS35338-46	. WASHER,LOCK 3/8	8
39	PAFZZ	5305-01-517-3927	00912	7-61-070	. SCREW,CAP,HEXAGON HEAD.	4
40	PAFZZ	5305-01-517-3930	00912	7-61-072	. SCREW,CAP,HEXAGON HEAD.	4
41	PAFZZ		00912	109215	. PLATE,MOUNTING	1
42	PAFZZ	5310-01-054-4644	06032	2100-0123-001	. NUT,PLAIN,HEXAGON	8
43	PAFZZ	4730-01-517-5266	00912	7-13-191	. FITTING,LUBRICATION	1
44	PAFZZ	5365-01-517-5377	00912	7-42-024	. PLUG,MACHINE THREAD	2
45	PAFZZ	4730-00-044-4689	00912	7-44-009	. PLUG,PIPE	1
46	PAFZZ	4730-01-517-5265	00912	104477	. ADAPTER,STRAIGHT	1
47	PAFZZ	3120-01-422-5932	00912	7-04-020	. BEARING,SLEEVE	29
48	PAFZZ	5330-00-495-7304	00912	7-57-036	. PACKING,PREFORMED 3 3/4 X 3 1/2. .	1
49	PAFZZ	3110-01-517-4227	00912	7-04-288	. BEARING,BALL,PIVOT	1
50	PAFZZ	5331-01-121-8323	00912	7-57-064	. O-RING.	1
51	PAFZZ	5331-01-517-3765	00912	7-57-029	. O-RING.	1
52	PAFZZ	5330-00-482-8540	00912	7-57-046	. PACKING,PREFORMED	1
53	PAFZZ	4210-01-518-0905	00912	104493	. SIAMESE CONNECTION	1
54	PAFZZ	5305-01-517-3763	00912	7-66-036	. SCREW,CAP,HEXAGON HEAD.	1
55	PAFZZ	5365-01-517-5371	00912	7-70-270	. SPACER,SLEEVE	1
56	PAFZZ	4730-01-517-5317	00912	7-13-080	. TEE,BOSS	2
57	PAFZZ	4730-01-517-5316	00912	7-13-085	. ELBOW,BOSS	1
58	PAFZZ	4730-01-517-5314	00912	7-13-084	. TEE,BOSS	1
59	PAFZZ	4820-01-517-5313	00912	7-58-190	. VALVE,REGULATING FLOW	1
60	PAFZZ	4730-01-517-5273	00912	7-10-091	. ELBOW,HOSE 90 DEG	7
61	PAFZZ	4720-01-517-5287	00912	7-21-261	. HOSE ASSEMBLY NONMETALLIC. . . .	1
62	PAFZZ		00912	7-04-306	. BRACKET,REGULATOR	1
63	PAFZZ	5305-01-517-4206	00912	7-65-152	. SCREW,CAP,SOCKET HEAD	10
64	PAFZZ	4730-01-517-5308	00912	7-13-081	. ADAPTER,STRAIGHT	5
65	PAFZZ	4730-01-517-5319	00912	7-13-082	. ADAPTER,STRAIGHT	2
66	PAFZZ	4810-01-517-5286	00912	7-69-464	. VALVE,SOLENOID 24 VOLT,500 GPM .	4
67	PAFZZ	4730-01-517-5311	00912	7-18-014	. SLEEVE,COMPRESSION	1
68	PAFZZ	5365-01-517-5367	00912	7-18-098	. BUSHING,MACHINE THREAD	1
69	PAFZZ	4730-01-517-5309	00912	7-18-141	. SLEEVE,COMPRESSION	1
70	PAFZZ	5365-01-517-5369	00912	7-03-398	. BUSHING,MACHINE THREAD	1
71	PAFZZ	5305-01-517-4209	00912	7-67-094	. SCREW,CAP,SOCKET HEAD	4
72	PAFZZ	5940-01-517-8219	00912	7-04-294	. TERMINAL JUNCTION BOX	1

(1)	(2)	(3)	(4)	(5)	(6)	(7)
ITEM NO.	SMR CODE	NSN	CAGEC	PART NUMBER	DESCRIPTION AND USABLE ON CODES (UOC)	QTY
73	PAFZZ		00912	7-25-024	. JUMPER	4
74	PFFZZ		00912	7-03-414	. BOX,JUNCTION	1
75	PAFZZ		00912	7-29-123	. LABEL,WIRING	1
76	PAFLL		00912	34650072	. CONTROL BOX ASSY LANDSCAPE, 24 VOLT	1
77	PAFZZ	5315-00-145-4555	00912	7-44-066	. . PIN,SPRING	1
78	PAFZZ	5305-01-517-4205	00912	7-67-019	. . SCREW,CAP,SOCKET HEAD	4
79	PAFZZ	5355-01-517-4275	00912	104479	. . KNOB	1
80	PAFZZ	5305-01-517-4204	00912	7-65-164	. . SCREW,CAP,SOCKET HEAD	2
81	PAFZZ	5355-01-517-4202	00912	104478	. . KNOB	1
82	PAFZZ	5331-01-517-4199	00912	7-57-243	. . O-RING	1
83	PAFZZ	5930-00-999-4887	96906	MS24658-24E	. . SWITCH,TOGGLE	2
84	PAFZZ	6240-01-518-0240	00912	7-29-200	. . LAMP,INCANDESCENT	1
85	PAFZZ		00912	718222	. . GUARD,SWITCH	1
86	PAFZZ	5365-01-517-5374	00912	7-70-269	. . SPACER,STRAIGHT	1
87	PAFZZ	5331-01-517-4191	00912	7-57-226	. . O-RING	1
88	PAFZZ	5355-01-517-4198	00912	7-27-037	. . KNOB	1
89	PAFZZ	5315-01-193-9327	00912	7-44-050	. . PIN,STRAIGHT HEADLESS	1
90	XAFZZ		00912	34650174	. JOYSTICK	1
91	PAFZZ	6150-01-517-9044	00912	7-21-263	. CABLE ASSEMBLY SPECIAL,8 FT, WITH PLUGS	1
92	PAFZZ	4730-01-517-5307	00912	7-13-075	. ELBOW,FLANGE	1
93	PAFZZ		00912	7-29-126	. LABEL,AIR EXHAUST	1
94	PAFZZ		00912	7-29-124	. LABEL,SPEED CONTROL	1
95	PAFZZ	5365-01-517-5379	00912	7-44-303	. PLUG,MACHINE THREAD	1
96	PAFZZ		00912	7-29-125	. LABEL,AIR INLET	1
97	PAFZZ	5935-01-517-5343	00912	7-07-265	. ADAPTER,CONNECTOR	1
98	PAFZZ	5940-01-517-8222	00912	7-04-293	. TERMINAL JUNCTION BOX	1
99	PAFZZ	5310-00-010-3319	96906	MS35338-6	. WASHER,LOCK NO. 6	1
100	PAFZZ	5305-00-889-3000	80205	MS35206-230	. SCREW,MACHINE 6-32 X .500	1
101	PAFZZ		00912	120135	. CLIP,HARNESS	1

END OF FIGURE

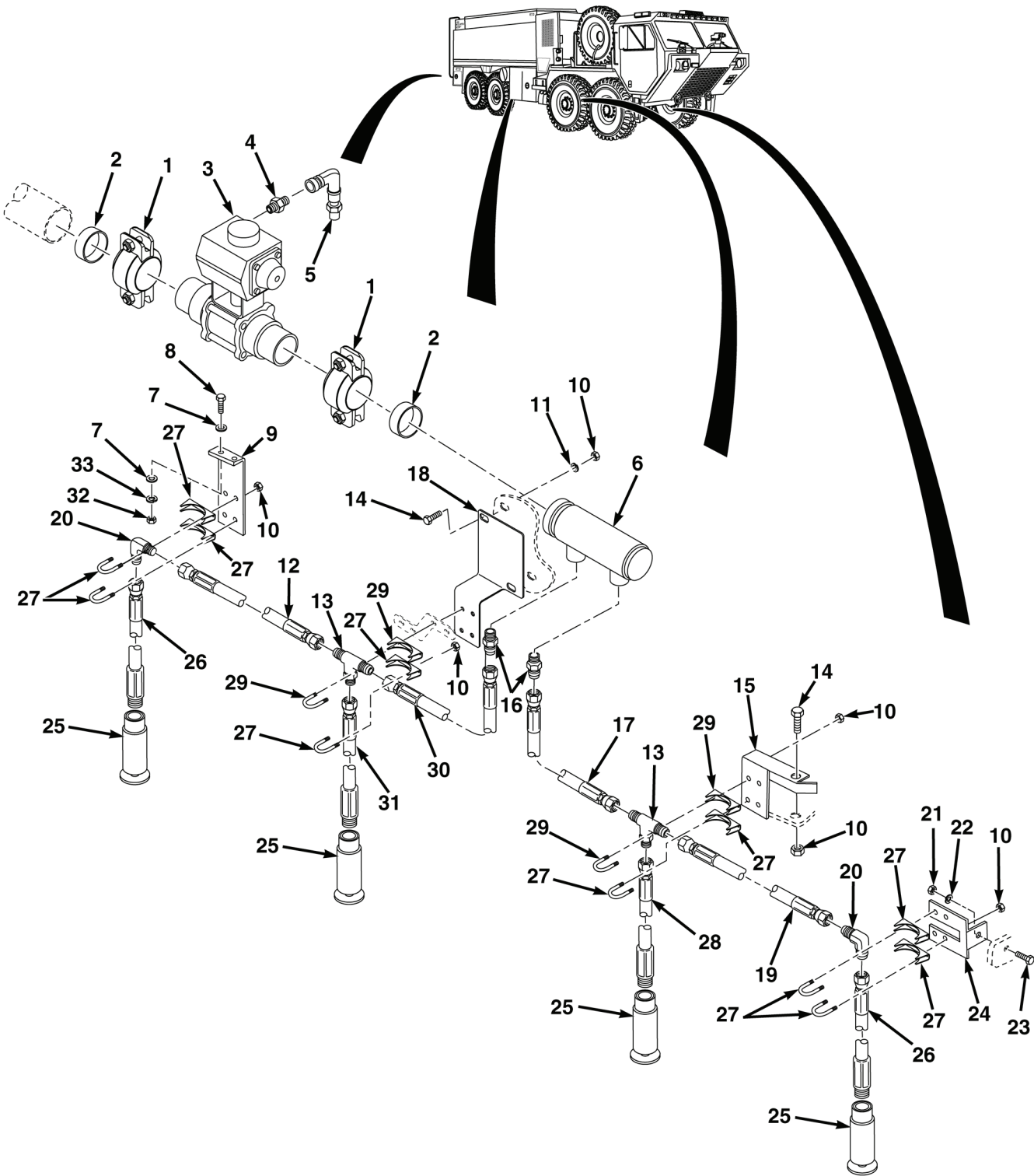


FIG. 93 UNDER TRUCK NOZZLES INSTALLATION

(1)	(2)	(3)	(4)	(5)	(6)	(7)
ITEM NO.	SMR CODE	NSN	CAGEC	PART NUMBER	DESCRIPTION AND USABLE ON CODES (UOC)	QTY
					GROUP 7639 FIXED FIRE FIGHTING EQUIPMENT	
					FIG. 93 UNDER TRUCK NOZZLES INSTALLATION	
1	PAFZZ	4730-01-518-1972	79154	1.5INCH07T	COUPLING,CLAMP,PIPE STYLE 075 . . .	2
2	PAFZZ	5330-01-518-2027	79154	G014077LT0	. GASKET	2
3	PAFZZ	4820-01-517-5333	04664	1332091-0150	VALVE,BALL	1
4	PAFZZ	4730-00-718-2621	96906	MS51500A16	ADAPTER,STRAIGHT PIPE	2
5	PAFZZ	4730-01-455-1066	93061	169PMT-4-4	ELBOW,PIPE TO HOSE	2
6	PAFZZ		04664	1336197	PIPE,UNDER TRUCK NOZZLE.	1
7	PAFZZ	5310-00-087-7493	96906	MS27183-13	WASHER,FLAT 3/8	4
8	PAFZZ	5305-00-068-0510	80204	B1821BH038C100N	SCREW,CAP,HEXAGON HEAD, .375-16 x 1.00	2
9	PFFZZ		04664	1207288	BRACKET,MOUNTING	1
10	PAFZZ	5310-01-081-5351	08928	SN-524NE-24	NUT,SELF-LOCKING HEX,5/16-18 UNC	19
11	PAFZZ	5310-00-809-3078	96906	MS27183-11	WASHER,FLAT 5/16	18
12	PBFZZ		04664	1645908-100	HOSE ASSEMBLY 100 IN LONG	1
13	PAFZZ	4730-01-518-0898	30780	223T-16-16	TEE,PIPE TO TUBE	2
14	PAFZZ	5305-00-543-2866	80204	B1821BH038C250N	SCREW,CAP,HEXAGON HEAD, .375-20 x 2.50	3
15	PFFZZ		04664	1207287	BRACKET,MOUNTING	1
16	PAFZZ	4730-00-289-4716	30780	1012-16-16B	ADAPTER,STRAIGHT, PIPE	2
17	PBFZZ		04664	1645908-079	HOSE ASSEMBLY 79 IN LONG	1
18	PFFZZ		04664	1207286	BRACKET,MOUNTING	1
19	PBFZZ		04664	1645908-111	HOSE ASSEMBLY 111 IN LONG.	1
20	PAFZZ	4730-00-595-1871	79470	C5455X12	ELBOW,PIPE TO TUBE.	2
21	PAFZZ	5310-01-494-4566	81349	M45913/1-12CG8Z	NUT,SELF-LOCKING HEX,3/4-10 UNC .	1
22	PAFZZ	5310-00-809-8533	96906	MS27183-23	WASHER,FLAT 3/4	1
23	PAFZZ	5305-00-947-4352	80204	B1821BH075C125N	SCREW,CAP,HEXAGON HEAD, 3/4-10 X 1 1/4 UNC	1
24	PFFZZ		04664	1207285	BRACKET,MOUNTING	1
25	PBFZZ		04664	1365913	NOZZLE	4
26	PBFZZ		04664	1645908-0175	HOSE ASSEMBLY 17.5 IN LONG	2
27	PAFZZ	5340-01-384-3005	96906	MS52150-2SA-D	CLAMP,LOOP 1.25	6
28	PBFZZ		04664	1645908-020	HOSE ASSEMBLY 20 IN LONG	1
29	PAFZZ	5340-01-132-2287	72741	656-112	CLAMP,LOOP 1.50	2
30	PBFZZ		04664	1645908-132	HOSE ASSEMBLY 132 IN LONG	1
31	PBFZZ		04664	1645908-011	HOSE ASSEMBLY 11 IN LONG	1

(1)	(2)	(3)	(4)	(5)	(6)	(7)
ITEM NO.	SMR CODE	NSN	CAGEC	PART NUMBER	DESCRIPTION AND USABLE ON CODES (UOC)	QTY
32	PAFZZ	5310-01-477-8639	39428	90640A131	NUT,SELF-LOCKING HEX,3/8.....	2
33	PAFZZ	5310-00-926-5877	96906	MS35338-160	WASHER,LOCK 3/8.....	2
END OF FIGURE						

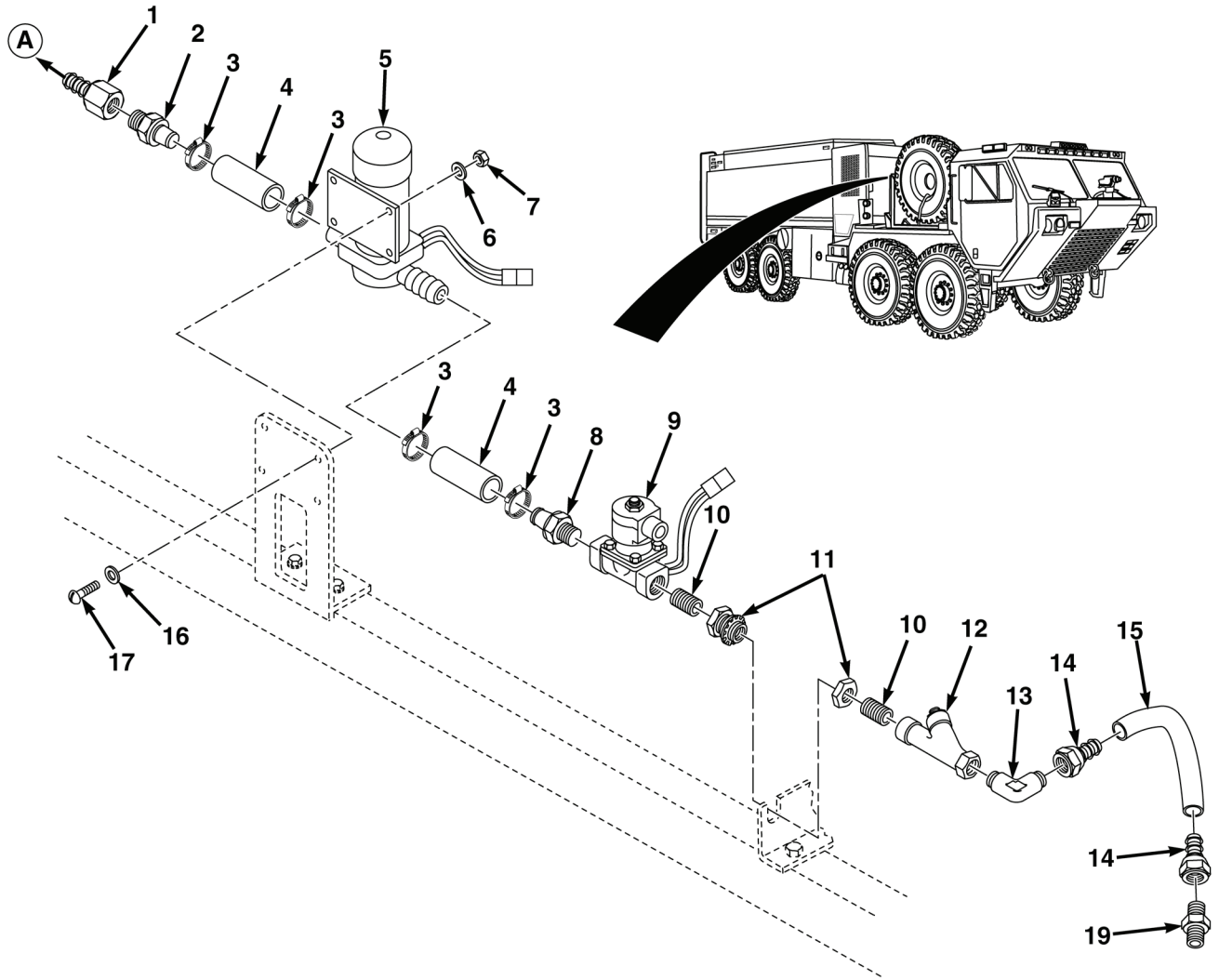


FIG. 94 WINDSHIELD DELUGE INSTALLATION (SHEET 1 OF 2)

(1)	(2)	(3)	(4)	(5)	(6)	(7)
ITEM NO.	SMR CODE	NSN	CAGEC	PART NUMBER	DESCRIPTION AND USABLE ON CODES (UOC)	QTY
					GROUP 7639 FIXED FIRE FIGHTING EQUIPMENT	
					FIG. 94 WINDSHIELD DELUGE INSTALLATION	
1	PAFZZ	4730-01-233-3395	14127	PF42	ADAPTER,STRAIGHT PIPE TO HOSE . .	1
2	PAFZZ	4730-01-518-0375	87373	30182-8-12B	COUPLING,PIPE	1
3	PAFZZ	4730-01-528-7067	39428	5011T11	CLAMP,HOSE	6
4	MFFZZ		04664	940004-00110	HOSE,HEATER MAKE FROM HOSE P/N 65010, CAGE 5B707, 110 INCH	2
5	PAFZZ	2540-01-517-5295	1ET59	4100-343	PUMP,WINDSHIELD WASHER,5 GPM. .	1
6	PAFZZ	5970-00-373-0773	82577	3310861-1	INSULATOR,WASHER 10-24	4
7	PAFZZ	5310-00-807-1466	80205	MS21042-08	NUT,SELF-LOCKING HEXAGON, 10-24 NC	4
8	PAFZZ	4730-01-059-1211	87373	30182-12-12B	ADAPTER,STRAIGHT PIPE,12MNPTF, 12P.	1
9	PAFZZ	4810-01-518-0457	0BCX7	H211GF16N5EG5	VALVE,SOLENOID.	1
10	PAFZZ	4730-01-305-8657	39428	4830K191	NIPPLE,PIPE	2
11	PAFZZ	4730-01-517-8535	93061	207ACBH-0012	COUPLING,PIPE	2
12	PAFZZ	4730-01-517-5353	04664	1348158	STRAINER,SEDIMENT	1
13	PAFZZ	4730-00-833-4613	30780	6-6CBTXB	ELBOW,PIPE TO TUBE.	2
14	PAFZZ	4730-01-114-8326	56161	10557954-2	ADAPTER,STRAIGHT TUBE TO HOSE .	2
15	MFFZZ		04664	831-8-240	HOSE,SUPPLY MAKE FROM HOSE P/N 831-8, CAGE 98441, 240 INCH.	1
16	PAFZZ	5310-01-393-3735	39428	90313A104	WASHER,FLAT 10-24	4
17	PAFZZ	5305-00-050-9233	96906	MS51957-67	SCREW,MACHINE 10-24X1.00.	4
18	PAFZZ	4730-00-497-8280	19200	12604244-143	ADAPTER,STRAIGHT TUBE TO HOSE .	1
19	PAFZZ	4730-00-813-9611	81343	J514 8-6 070102CA	ADAPTER,STRAIGHT PIPE TO TUBE . .	2
20	PAFZZ	4730-01-517-4951	04664	51-4002	STRAINER,SEDIMENT	1
21	PAFZZ	4730-00-188-1864	81346	A733S-49CFB	NIPPLE,PIPE	2
22	PFFZZ		04664	1207294	BRACKET,MOUNTING WINDSHIELD . .	1
23	PAFZZ	4730-00-511-1677	93061	207ACBH-6	COUPLING,PIPE	1
24	PAFZZ	4730-00-277-7331	21450	444530	TEE,PIPE	1
25	PAFZZ	4730-00-322-8457	96906	MS51500A6-6	ADAPTER,STRAIGHT PIPE TO TUBE . .	1
26	PAFZZ	4730-00-588-2614	30780	30682-6-6B	ADAPTER,STRAIGHT TUBE TO HOSE .	2
27	MFFZZ		04664	831-6-48	HOSE,NOZZLE,RH MAKE FROM HOSE P/N 611-6, CAGE 98441, 48 INCH	1
28	MFFZZ		04664	831-6-72	HOSE,NOZZLE,LH MAKE FROM HOSE P/N 611-6, CAGE 98441, 72 INCH	1
29	PAFZZ	5310-00-905-0762	96906	MS51967-3	NUT,PLAIN,HEXAGON 1/4	4

(1)	(2)	(3)	(4)	(5)	(6)	(7)
ITEM NO.	SMR CODE	NSN	CAGEC	PART NUMBER	DESCRIPTION AND USABLE ON CODES (UOC)	QTY
30	PAFZZ	5310-00-883-9417	80205	MS35338-158	WASHER,LOCK 1/4	4
31	PAFZZ	5310-00-823-8804	96906	MS27183-9	WASHER,FLAT .25	8
32	PFFZZ		04664	1203963	BRACKET,MOUNTING WINDSHIELD. . .	2
33	PAFZZ	4730-00-231-3065	88041	811CT6	ELBOW,PIPE TO TUBE.	1
34	PAFZZ	5305-00-988-1727	80205	MS35206-283	SCREW,MACHINE 1/4X1.00	4
35	PAFZZ	4730-01-518-5386	82247	H1/4U-11020	NOZZLE,SPRAY,FLUID- 25 IN. BRASS. .	2
36	PAFZZ	4730-01-518-0491	82247	36275-1/4X1/4	ADAPTER,STRAIGHT PIPE TO TUBE . .	2
37	PAFZZ	4730-01-452-3277	93061	68C-4-4	ADAPTER,STRAIGHT PIPE TO TUBE . .	1
END OF FIGURE						

END OF WORK PACKAGE

FIELD LEVEL MAINTENANCE
RPSTL GROUP 26 - TOOLS AND TEST EQUIPMENT

		Figure	Page
GROUP 26	TOOLS AND TEST EQUIPMENT		
	2604		
	SPECIAL TOOLS		
	SPECIAL TOOLS	95	0393-2

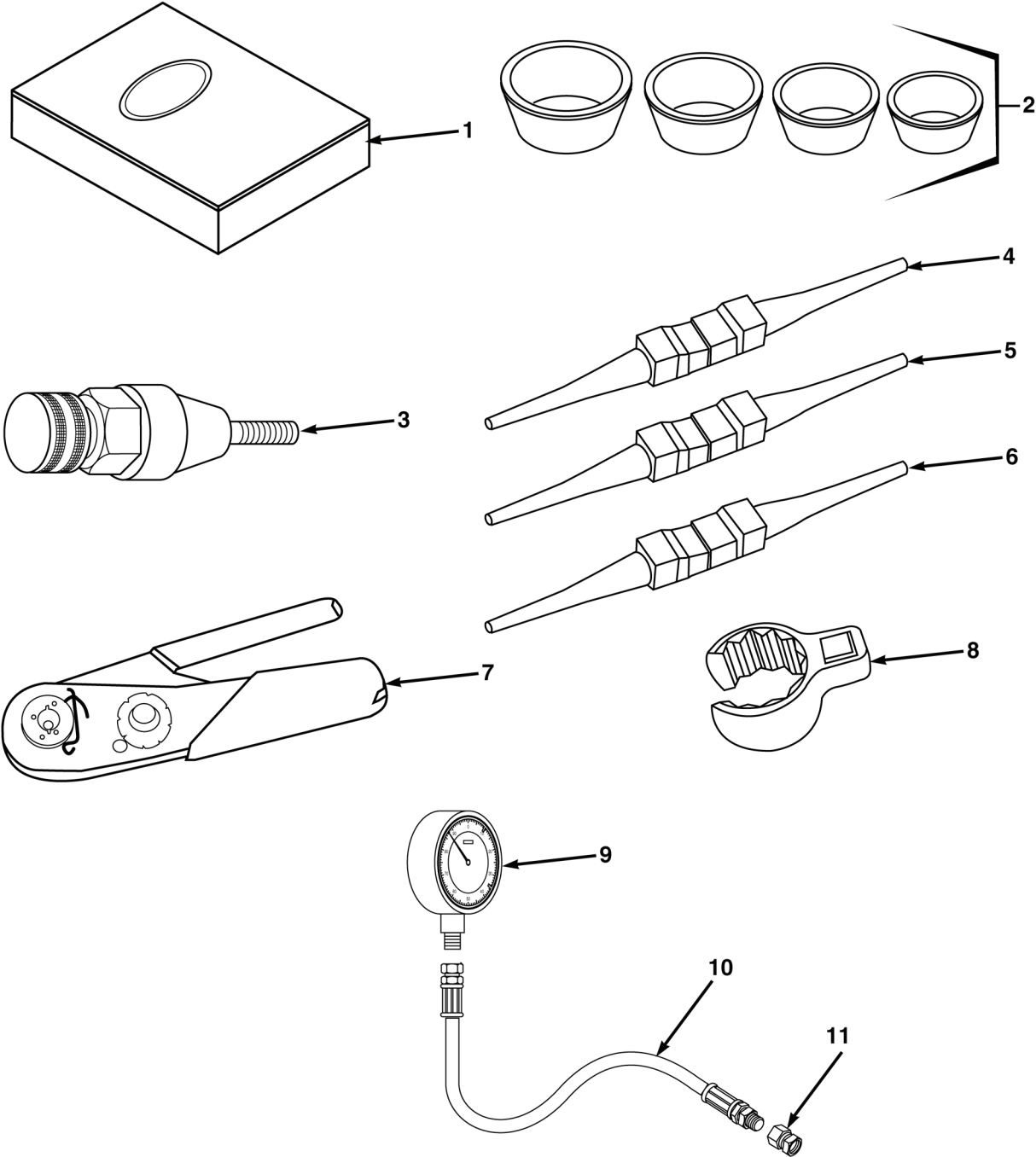


FIG. 95 SPECIAL TOOLS

(1)	(2)	(3)	(4)	(5)	(6)	(7)
ITEM NO.	SMR CODE	NSN	CAGEC	PART NUMBER	DESCRIPTION AND USABLE ON CODES (UOC)	QTY
					GROUP 2604 SPECIAL TOOLS FIG. 95 SPECIAL TOOLS	
1	PEFZZ	6625-01-518-5310	1W654	GM-2528-A	LEAD SET,TEST	1
2	PEFZZ	5340-00-450-5718	19207	10935405	CAP SET,PROTECTIVE	1
3	PEFZZ	5120-01-528-5343	78276	AA184-1032	INSTALLATION TOOL THREADED SCREW INSERT	1
4	PEFZZ	5120-00-915-4587	81349	M81969/14-11	INSERTER AND REMOVE	1
5	PEFZZ	5120-00-915-4588	81349	M81969/14-03	INSERTER AND REMOVE	1
6	PEFZZ	5120-00-157-3138	81349	M81969/14-04	INSERTER AND REMOVE	1
7	PEFZZ	5120-00-165-3910	58164	615717	CRIMPING TOOL TERMINAL	1
8	PEFZZ		4M3C6	TMRH10	CROWFOOT,WRENCH METRIC, 10 MM, 12-POINT	1
9	PEFZZ	6685-01-368-7134	61349	356019	GAGE,PRESSURE,DIAL M.....	1
10	PEFZZ	4720-01-359-2411	01276	FN704MMM0930150 AB	HOSE ASSEMBLY,NONME	1
11	PEFZZ		01276	4-4 G6L-S	ADAPTER,GAUGE	1
					END OF FIGURE	

END OF WORK PACKAGE

FIELD LEVEL MAINTENANCE

RPSTL GROUP 95 - GENERAL USE STANDARDIZED PARTS

		Figure	Page
GROUP 95	GENERAL USE STANDARDIZED PARTS		
	9501 BULK MATERIAL		
	BULK.....	BULK	0394-2

(1)	(2)	(3)	(4)	(5)	(6)	(7)
ITEM NO.	SMR CODE	NSN	CAGEC	PART NUMBER	DESCRIPTION AND USABLE ON CODES (UOC)	QTY
					9501 BULK MATERIAL FIG. BULK	
1	PAFZZ	2590-01-225-2503	82654	75000343	BEZEL,AUTOMOTIVE	1
2	PAFZZ		0PLZ9	22202	CABLE	1
3	PAFZZ		8X646	4A-1203-PRC	CABLE	1
4	PAFZZ		0SEA5	108-0100-00	CABLE,INTERCOM	1
5	PAFZZ		79805	ACC-510	CHAIN	1
6	PAFZZ	5975-01-248-7077	64678	48-2217-050	CONDUIT,NONMETALLIC	1
7	PAFZZ	4720-00-756-1034	01276	FC647-12	HOSE,NONMETALLIC	1
8	PAFZZ	4720-01-087-2096	81343	J844 TYPEB-SIZE 3/4X50FT	HOSE,NONMETALLIC	1
9	PAFZZ	4720-01-003-6706	45152	31270AX	HOSE,NONMETALLIC	1
10	PAFZZ	4720-01-014-4915	19239	6-6527	HOSE,NONMETALLIC	1
11	PAFZZ		04664	930100	HOSE,RUBBER	1
12	PAFZZ		56329	2657	SEAL,DOOR,RUBBER	1
13	PAFZZ	5330-01-517-8528	2L480	ED-5340	SEAL,NONMETALLIC SP	1
14	PAFZZ	4720-01-364-4441	98441	PFT-4A-BLU	TUBING,NONMETALLIC	1
15	PAFZZ	4720-01-294-7228	61424	PFT-4A-RED	TUBING,NONMETALLIC	1
16	PAFZZ		0VC51	93350	WRAP,PROTECT-O 3.5" OD,BLACK . . .	1
END OF FIGURE						

END OF WORK PACKAGE

FIELD LEVEL MAINTENANCE

RPSTL NSN INDEX

STOCK NUMBER	FIG.	ITEM	STOCK NUMBER	FIG.	ITEM
5940-00-003-5290	50	25	5305-00-050-9229	26	3
	51	8		37	11
	57	12		42	22
5305-00-003-9252	41	15	5305-00-050-9231	42	4
	83	15	5305-00-050-9233	41	14
	84	15		94	17
	85	24	5305-00-051-0837	84	31
	86	14	5305-00-051-0850	26	21
	87	14	5305-00-052-6871	43	9
	88	9	5305-00-052-6872	14	15
4730-00-008-8666	1	16		18	1
5310-00-010-3319	92	99		23	3
5940-00-012-0942	51	29		34	3
	58	5		40	27
4730-00-012-7951	1	30		41	7
5310-00-013-1402	89	11		60	21
5310-00-019-0669	43	14		63	32
	43	21		72	21
5310-00-027-2022	77	4	5310-00-052-9668	27	8
5306-00-042-6921	15	8		84	24
5930-00-042-7034	34	9		86	19
5305-00-044-4153	74	35		87	19
4730-00-044-4689	92	45		88	16
5310-00-045-3296	26	29	5310-00-053-8390	37	5
	74	11	5305-00-054-6670	42	12
	83	2	5305-00-057-9600	89	17
	86	24	5305-00-057-9602	40	25
	88	30	5305-00-057-9621	32	12
5305-00-050-9226	44	6	5305-00-059-3660	27	30
	60	5	5310-00-060-9242	62	3
	72	29	5305-00-068-0501	2	16
	78	3	5305-00-068-0502	11	7
	79	3		28	5
				41	2
5305-00-050-9227	60	3		76	6
	78	9			
5305-00-050-9229	10	15	5305-00-068-0509	74	13
	24	5	5305-00-068-0510	8	20

STOCK NUMBER	FIG.	ITEM	STOCK NUMBER	FIG.	ITEM	
5305-00-068-0510	10	12	5310-00-087-7493	64	10	
	35	16		93	7	
	37	15		5310-00-088-1251	74	16
	63	2	83		5	
	74	8	85		26	
	89	7	86		2	
	91	4	86		22	
	93	8	87		3	
	5305-00-068-0511	60	12	87	22	
4730-00-069-1187	14	22	88	1		
	38	10	88	32		
5305-00-071-1315	75	11	89	8		
5305-00-071-1318	41	20	5920-00-090-8396	49	14	
	84	3		55	21	
5305-00-071-1784	71	54	56	18		
5305-00-071-2055	23	25	5331-00-108-5691	7	11	
	43	18		5932-00-108-7261	51	28
	69	1		5930-00-111-8619	34	28
5305-00-071-2070	9	23	5940-00-113-8184	54	14	
	75	15	5940-00-113-9826	49	17	
5305-00-071-2509	40	7	50	16		
	71	31	51	30		
5305-00-071-2511	85	19	5940-00-113-9828	49	30	
5310-00-080-6004	8	18	50	22		
	15	5	5940-00-114-1305	49	20	
	16	3		54	2	
	42	15		56	10	
	45	4		5920-00-131-9915	45	7
	48	12		5930-00-132-8283	40	26
	72	2		4820-00-142-3036	1	11
	82	4		6240-00-143-3173	13	4
	91	2		26	24	
5310-00-080-9786	37	10		34	8	
	66	14	5940-00-143-4777	54	3	
5945-00-081-9491	45	3	55	30		
5310-00-087-4652	82	3	5940-00-143-4793	50	4	
5310-00-087-7493	18	17	51	31		
	19	6	57	2		
	26	19	5940-00-143-4794	49	29	
	35	17	51	2		
	60	14	55	18		

STOCK NUMBER	FIG.	ITEM	STOCK NUMBER	FIG.	ITEM
5940-00-143-4794	56	15	5310-00-225-6993	75	16
5315-00-145-4555	92	77	5306-00-226-4829	71	6
5306-00-146-3163	77	2		86	15
5999-00-150-4726	49	31		87	15
	55	26		88	6
	56	20	5305-00-226-4831	21	22
5120-00-157-3138	95	6		66	8
4210-00-160-9855	65	1	5306-00-226-4833	36	2
5120-00-165-3910	95	7	5306-00-226-4834	25	8
5310-00-167-0680	12	17	5940-00-230-0515	55	31
	23	18	4730-00-231-3065	94	33
	71	17	5315-00-234-1619	81	9
5310-00-180-0277	15	12	4820-00-242-4064	1	17
	29	2	5310-00-245-3615	21	26
	35	18		71	1
	37	13	5310-00-245-8825	81	10
	42	16	5331-00-251-8839	7	17
	74	22		9	2
5305-00-184-1421	34	46		9	8
4730-00-188-1864	94	21		10	24
4730-00-194-0219	14	24		46	3
5310-00-194-9209	40	10	2590-00-264-8828	2	15
	78	5	5305-00-269-3215	11	36
4730-00-202-6491	1	20	5305-00-269-3226	80	10
2520-00-217-9324	6	2	5310-00-269-4040	25	2
4730-00-221-2137	20	1	5325-00-276-5954	27	1
4730-00-222-1839	21	16		28	7
	38	13	4730-00-277-6199	17	18
5305-00-225-3839	12	4	4730-00-277-7331	94	24
	12	5	4730-00-277-8257	11	13
	71	34	4730-00-277-8289	1	19
5305-00-225-3843	8	1		38	7
	28	1	4730-00-277-9615	38	9
	30	5	4730-00-278-3725	39	5
	31	2		46	15
	38	16	4730-00-278-3862	46	8
	68	3		65	44
	69	6	4730-00-278-3888	17	17
	72	54		18	27
	81	4		21	49
	82	14		65	12

STOCK NUMBER	FIG.	ITEM	STOCK NUMBER	FIG.	ITEM
5920-00-280-4960	47	5	5310-00-562-2826	14	18
5331-00-285-9847	8	12	5310-00-582-5677	15	9
	46	17		24	3
4730-00-287-3281	3	9		40	4
4730-00-287-4852	7	1		41	10
4730-00-289-0155	1	9		47	2
	14	25		72	52
4730-00-289-4716	93	16		74	3
4730-00-322-8457	94	25		82	16
5340-00-329-2428	74	2		84	30
	85	37		85	12
5310-00-335-0050	24	25		86	3
	73	5		86	7
	74	31		87	4
	86	30		87	28
	87	31		88	2
	88	24		88	26
5970-00-373-0773	94	6	5310-00-582-5965	35	11
4730-00-407-0571	38	12	5331-00-584-1589	40	21
5940-00-409-6659	50	26	5331-00-584-1590	10	26
5330-00-426-3321	92	30	5310-00-584-5272	7	7
4730-00-427-5121	1	21		8	23
5340-00-450-5718	95	2		9	25
5310-00-452-1356	26	2		10	3
5342-00-455-5899	2	9		12	7
5310-00-474-3798	44	3		29	7
5330-00-482-8540	92	52		71	28
5330-00-495-7304	92	48		72	61
4730-00-497-8280	94	18	5310-00-584-7888	5	2
2520-00-508-1566	6	3		10	21
4730-00-511-1677	94	23		40	18
4730-00-542-5727	21	20		64	20
5305-00-543-2419	19	7	4730-00-588-2614	94	26
5305-00-543-2866	16	15	4730-00-595-0143	21	52
	40	16	4730-00-595-1871	93	20
	93	14	5930-00-608-5669	63	27
5306-00-543-4405	27	5	5940-00-636-6363	49	10
5310-00-550-5054	81	6		52	12
4810-00-555-6033	18	19		53	5
5305-00-562-2750	1	24		58	4
	74	1	5310-00-637-9541	23	24

STOCK NUMBER	FIG.	ITEM	STOCK NUMBER	FIG.	ITEM
5310-00-637-9541	64	11	5310-00-763-8920	12	19
	67	8	5310-00-763-8922	5	3
	91	3		25	15
	92	38		64	21
5306-00-637-9675	63	18	5310-00-763-8927	60	9
5305-00-680-4262	46	4	5305-00-764-0071	32	1
	67	7	5310-00-764-6609	1	3
5940-00-682-2445	49	11		83	9
5305-00-701-5074	26	45		90	11
	89	18	5310-00-764-6610	16	18
5305-00-702-4523	26	7	5310-00-765-3197	28	4
4730-00-718-2621	93	4		44	5
5305-00-719-3997	2	12	5310-00-768-0321	7	8
5305-00-723-9385	85	30		9	26
5305-00-724-5911	1	1		29	8
5305-00-724-6758	25	3		72	16
5305-00-724-6760	16	11	5305-00-781-3927	16	1
5305-00-724-6762	23	17	5305-00-801-5747	1	32
5305-00-724-7220	66	9		67	5
	83	6	5310-00-802-4701	25	14
5305-00-724-7222	12	16	5331-00-804-5694	10	46
5305-00-724-7236	90	9	5331-00-804-5695	7	3
5305-00-724-7248	90	3		9	4
5305-00-725-2317	12	11		10	40
	15	6		11	18
	42	14		39	4
	70	5		46	14
	71	40	5331-00-805-2966	8	10
5305-00-725-4183	35	5		10	41
5305-00-726-2550	25	16		13	3
5305-00-726-2553	25	6		15	3
5305-00-728-5474	25	12		39	2
5305-00-732-0511	10	4		46	10
	29	4	5310-00-807-1466	10	18
	72	9		43	4
5305-00-732-0512	7	5		63	26
	8	24		80	6
4720-00-756-1034	BULK	10		94	7
1095-00-763-7348	2	6	5310-00-807-1468	40	14
5310-00-763-8913	18	13	5331-00-808-0794	7	2
	71	18		10	29

STOCK NUMBER	FIG.	ITEM	STOCK NUMBER	FIG.	ITEM
5310-00-809-3078	21	23	5310-00-823-8804	2	13
	27	6		3	15
	36	6		8	3
	64	4		11	8
	71	3		12	9
	84	32		18	8
	93	11		26	4
	28	9			
5310-00-809-4058	35	10			
5310-00-809-4061	23	23	30	3	
	43	19	32	7	
	69	2	38	1	
	71	53	42	13	
	92	37	45	9	
5310-00-809-5997	8	22	48	8	
	29	5	69	4	
	71	16	71	26	
	72	8	76	3	
5310-00-809-8533	10	20	94	31	
	40	17	4730-00-828-0171	1	18
	64	18	4730-00-833-4613	94	13
	93	22	5310-00-834-8734	35	7
5310-00-809-8540	16	6	5340-00-843-7825	18	7
5310-00-809-8544	42	5	5310-00-851-2674	48	9
5310-00-810-1786	91	6	5310-00-851-2682	10	19
5930-00-811-4663	34	11		15	13
4730-00-813-9611	94	19		40	19
5940-00-815-4825	49	13		48	1
5331-00-816-3546	9	15		71	60
4730-00-817-6578	1	10		74	23
5310-00-820-6653	16	10	5305-00-855-0957	27	25
	66	10	5305-00-855-0972	82	5
	83	8	5940-00-867-1862	50	37
5305-00-821-3869	71	44	5310-00-880-7744	27	10
	74	20		84	34
4730-00-822-5609	4	1	5310-00-880-8189	43	22
5310-00-823-8803	12	18		71	51
	16	9	5310-00-883-9417	2	8
	23	19		3	16
	25	1		8	16
	66	11		11	9
	83	7		15	10

STOCK NUMBER	FIG.	ITEM	STOCK NUMBER	FIG.	ITEM	
5310-00-883-9417	18	14	5120-00-915-4588	95	5	
	26	8	5305-00-922-7994	77	3	
	27	7	5305-00-926-1826	25	17	
	28	10	5310-00-926-5874	72	26	
	30	4		85	13	
	38	2	5310-00-926-5876	21	25	
	40	3	5310-00-926-5877	8	19	
	41	3		19	3	
	41	22		24	20	
	42	10		26	11	
	45	10		26	20	
	47	6		45	2	
	62	10		46	5	
	69	5		48	3	
	72	53		71	61	
	76	4		73	2	
	81	2		86	31	
	82	15		87	32	
	84	2		88	23	
	86	27		93	33	
87	27		5310-00-928-9821	89	12	
88	27		5310-00-933-8120	62	2	
94	30			74	28	
5305-00-889-3000	37	2		89	9	
	92	100	5310-00-933-8122	42	20	
5310-00-903-1524	72	27		71	2	
5305-00-903-7298	5	1		84	35	
5305-00-904-3748	90	5	5310-00-934-9747	43	15	
5310-00-905-0762	8	5	5310-00-934-9764	72	34	
	11	10	5310-00-935-8984	35	8	
	12	8	5305-00-938-1556	72	33	
	18	5	5305-00-943-5926	71	15	
	26	22	5305-00-947-4352	64	17	
	32	8		93	23	
	71	29	5310-00-953-8628	37	14	
	86	28		67	6	
	87	29	5305-00-958-5246	82	9	
	88	25		84	29	
	94	29		85	14	
	5310-00-914-6028	72	40	5305-00-964-6195	10	37
	5120-00-915-4587	95	4		24	7

STOCK NUMBER	FIG.	ITEM	STOCK NUMBER	FIG.	ITEM
5305-00-964-6195	66	15	5305-00-988-1727	85	32
	72	6		86	8
	82	12		87	6
5310-00-983-8483	37	4		88	3
5310-00-984-3805	41	23		94	34
	76	5	5305-00-988-7612	8	15
5310-00-984-3806	25	7	5305-00-989-7435	13	1
5310-00-984-3807	75	12		34	17
5305-00-984-5678	41	5		63	34
5305-00-984-5687	26	10		72	38
	29	1	5940-00-995-2786	56	2
	72	1	5310-00-997-1888	15	11
5305-00-984-5691	48	4		38	3
	71	24		40	2
	80	2		42	9
5305-00-984-6207	66	5		45	11
	80	4		62	11
5305-00-984-6214	34	30		81	1
	43	2	5930-00-999-4887	92	83
	74	29	4720-01-003-6706	BULK	7
5305-00-984-6216	62	1	5975-01-008-6886	41	11
5305-00-984-6221	27	4	5340-01-013-9392	23	5
	27	16		65	33
	27	19	4720-01-014-4915	BULK	4
5305-00-984-6224	62	7	5340-01-038-9481	18	10
5305-00-988-1721	3	17	5975-01-052-1433	41	19
	21	54	5310-01-054-4644	11	33
	24	22		12	14
5305-00-988-1723	26	5		23	11
	33	3		70	1
	71	25		71	11
	74	18		80	1
5305-00-988-1727	18	9		92	42
	25	28	5310-01-058-3183	35	12
	33	1	4730-01-059-1211	94	8
	45	8	4730-01-062-2570	1	29
	47	3		14	20
	48	6		38	6
	62	9	5310-01-066-6759	31	3
	72	10		40	6
	84	26		41	9

STOCK NUMBER	FIG.	ITEM	STOCK NUMBER	FIG.	ITEM
5310-01-066-6759	75	9	5310-01-130-9065	60	13
5310-01-067-8396	26	28	5340-01-132-2287	93	29
	74	12	2590-01-133-7630	82	7
	84	17	4730-01-134-0854	13	8
5305-01-068-5488	79	2	4730-01-134-7759	21	21
5310-01-073-7031	46	6	4730-01-134-8817	1	8
	67	2	5310-01-142-7049	37	8
5940-01-079-1936	50	24		40	11
5310-01-081-0799	52	4		66	13
	55	4	4730-01-145-0454	39	3
5310-01-081-1283	71	52	5305-01-145-4003	40	13
5310-01-081-5351	93	10	5305-01-147-9723	90	15
5940-01-082-3321	56	3	5920-01-149-6952	26	41
5920-01-085-0825	26	38	5305-01-151-1031	90	13
4730-01-086-4064	1	6	2540-01-152-7764	66	7
	17	15		72	42
5310-01-086-7726	52	3		75	19
	55	3	5340-01-153-9425	40	15
4720-01-087-2096	BULK	9		43	7
5331-01-087-8709	92	4	5945-01-155-5818	26	36
4730-01-095-2034	21	50	5340-01-156-6776	72	41
4330-01-102-4085	3	7		75	17
4730-01-102-4123	18	25	5310-01-156-7704	35	19
5310-01-103-6042	41	21		37	12
	81	3		42	17
	84	18		45	5
4820-01-104-3968	1	15		67	1
4820-01-105-9491	21	36		75	5
4730-01-106-0313	64	14		89	4
5310-01-113-9097	60	17	5310-01-156-7706	2	7
4730-01-114-8326	14	4		19	2
	94	14		72	55
4730-01-115-6643	17	16		74	34
	21	31	5305-01-156-9457	91	7
5331-01-121-8323	92	50	5340-01-158-5378	2	14
5920-01-123-5211	26	39	5310-01-159-8178	10	8
5920-01-123-5212	26	40		90	10
6210-01-124-9986	26	25	5340-01-160-4010	2	11
5331-01-129-4333	92	8	5325-01-163-6558	30	6
4820-01-129-7662	18	24	5305-01-167-9408	90	1
4730-01-130-8766	18	21	5930-01-175-8001	60	15

STOCK NUMBER	FIG.	ITEM	STOCK NUMBER	FIG.	ITEM
5310-01-177-4625	64	12	5310-01-267-1684	7	6
	91	5		9	24
5975-01-188-8873	37	17		10	2
5315-01-193-9327	92	89	4210-01-270-4328	11	21
5342-01-194-0894	90	7	4820-01-270-4932	11	45
5305-01-194-2998	84	23	5330-01-270-5410	11	24
	85	35	5307-01-270-5430	11	32
5310-01-199-4393	25	9	5310-01-270-7150	11	30
	86	16	5330-01-270-7241	11	25
	87	16	5330-01-271-5773	11	20
	88	5	4730-01-280-8350	10	39
5999-01-203-6687	51	6	5310-01-283-4637	47	1
	55	6		62	4
	56	25		72	76
	57	13		74	25
5975-01-207-0230	60	19		83	11
5935-01-214-4163	49	21	4730-01-283-8195	10	27
	55	37	5975-01-283-8699	41	12
	56	19	5999-01-286-5843	49	36
5935-01-214-5259	49	26		50	33
	56	21		51	25
5999-01-214-9682	49	25		52	2
	55	13		54	20
	56	12		56	4
2540-01-215-4234	76	1	5305-01-288-1284	35	2
5999-01-216-3648	3	2	5935-01-291-2814	56	11
	50	28	4730-01-291-8460	18	26
	51	14	5935-01-292-2336	55	33
	54	16	4720-01-294-7228	BULK	5
	55	2	4730-01-300-4114	18	20
	56	9		21	46
	57	3		65	11
	5995-01-219-1843	37	3	5305-01-305-6078	90
2590-01-225-2503	BULK	12	4730-01-305-8657	18	23
4730-01-233-3395	94	1		65	10
5305-01-242-0655	64	9		94	10
5305-01-242-6987	81	12	5935-01-308-7866	49	28
5340-01-244-4707	18	15	5935-01-308-8599	55	14
	43	23		56	22
4730-01-245-6925	1	27	5985-01-308-8988	67	4
5975-01-248-7077	BULK	8	5940-01-309-6313	52	13

STOCK NUMBER	FIG.	ITEM	STOCK NUMBER	FIG.	ITEM
5935-01-323-6817	51	10	5999-01-372-4955	55	8
5315-01-334-8656	84	8		57	14
	85	5		58	3
5935-01-336-5396	55	12	5340-01-376-0541	50	12
	56	23	5340-01-384-3005	18	12
5935-01-336-7622	49	15		21	7
	55	19		27	12
	56	17		93	27
5999-01-337-0088	50	38	5305-01-386-3558	16	7
5935-01-337-0288	49	16	5330-01-390-9045	4	2
	55	20	5310-01-393-3735	94	16
	56	16	5325-01-394-2414	2	10
5940-01-337-3319	54	22		30	1
6150-01-337-5039	50	11	5325-01-394-2418	8	25
	54	9		37	18
4730-01-338-2124	9	17		85	17
5935-01-338-3532	56	13	5310-01-395-0148	42	11
6150-01-339-8299	50	8	5325-01-395-1247	26	12
5940-01-340-9064	50	3	5340-01-398-6995	64	3
	50	5		65	46
	54	15	5999-01-406-4110	49	22
5940-01-342-0558	50	14		50	23
5940-01-342-3882	50	40		55	36
5940-01-342-3883	49	32		56	14
	51	3	5325-01-411-0066	13	2
	57	11		14	17
5315-01-342-4055	18	16		18	28
5940-01-345-6269	50	39		23	1
	51	16		26	1
	57	8		27	37
5310-01-346-3459	17	4		28	3
4730-01-348-6542	38	11		34	1
5305-01-352-2066	27	36		60	18
5365-01-357-6257	80	11		62	17
4720-01-359-2411	95	10		63	29
6150-01-359-5773	50	9		72	19
	54	7	4210-01-421-8494	92	22
4720-01-364-4441	BULK	6	4730-01-422-4088	4	4
6685-01-368-7134	95	9	3120-01-422-5932	92	47
5999-01-372-4955	49	2	5999-01-422-9740	50	19
	51	7		51	15

STOCK NUMBER	FIG.	ITEM	STOCK NUMBER	FIG.	ITEM
5999-01-422-9740	54	12	5310-01-482-0431	72	4
	57	9		78	6
6150-01-432-9381	54	8		79	1
6150-01-432-9391	54	11		82	1
5940-01-446-7607	55	32		83	13
5935-01-446-8180	3	3	6220-01-482-5320	27	32
4730-01-452-3277	94	37	6220-01-482-5574	27	29
5999-01-452-9967	49	8	5310-01-483-2638	27	23
	52	11	5945-01-484-7194	26	34
	53	4		42	26
4730-01-455-1066	20	8	5305-01-485-6049	84	20
	21	35		85	28
	22	2		86	5
	65	45		87	8
	93	5		88	15
5310-01-462-6244	90	8	5975-01-485-8769	27	35
5930-01-463-5688	34	10	4730-01-487-4686	18	11
	63	28		21	15
5930-01-464-8368	35	1	4730-01-493-4320	1	22
5970-01-465-0095	35	14	5310-01-494-4110	80	3
6150-01-465-3348	35	6		85	16
6150-01-465-3350	35	13	5310-01-494-4566	93	21
5310-01-466-7850	80	8	5935-01-502-2037	55	28
5940-01-469-7988	49	27	6160-01-505-1228	35	3
5935-01-470-2410	55	15	5935-01-506-5555	3	4
5999-01-470-6192	55	23	9905-01-506-6675	35	15
5935-01-470-8342	55	16	5930-01-508-1409	10	38
5935-01-470-8343	56	28	5935-01-508-1750	49	7
5325-01-474-9732	19	8		52	10
	26	27		53	3
	29	9	6220-01-511-0617	26	55
	72	79		32	6
5340-01-475-0054	63	15	6220-01-516-4925	32	3
5310-01-475-7419	71	38	5310-01-516-6853	23	10
5310-01-477-8639	1	31	2590-01-516-6913	18	6
	16	4	5935-01-516-9355	50	17
	63	5	5935-01-516-9367	51	22
	93	32	5935-01-516-9371	50	35
5330-01-479-2244	27	34	6230-01-516-9420	47	4
5310-01-482-0431	27	21	5935-01-517-0938	58	2
	66	2	5330-01-517-2194	32	4

STOCK NUMBER	FIG.	ITEM	STOCK NUMBER	FIG.	ITEM
5305-01-517-2222	1	12	5340-01-517-3685	64	16
5325-01-517-2270	28	11		65	4
	82	13	5340-01-517-3695	21	29
5305-01-517-2284	5	4	2540-01-517-3699	85	31
	23	6	5305-01-517-3730	92	6
	70	9	5305-01-517-3760	92	10
	71	7	5305-01-517-3763	92	54
	75	2	5331-01-517-3765	92	51
5330-01-517-2731	72	14	5305-01-517-3768	92	35
5310-01-517-2762	78	2	5360-01-517-3771	72	43
	89	10	5305-01-517-3866	74	10
5325-01-517-2773	84	16		83	1
	85	25		86	25
	86	10		87	25
	87	10		88	29
	88	11	5305-01-517-3927	92	39
5310-01-517-2801	86	18	5305-01-517-3930	92	40
	87	18	5305-01-517-3932	92	33
	88	17	5315-01-517-3938	92	15
5330-01-517-2830	5	16	5331-01-517-3941	92	11
2590-01-517-2878	66	4	5331-01-517-3944	92	19
	72	28	5305-01-517-3946	92	26
	75	10	5331-01-517-3949	92	23
5340-01-517-2883	92	16	5325-01-517-3954	92	12
5305-01-517-3210	92	17	5331-01-517-3955	92	14
5310-01-517-3315	11	34	5331-01-517-3959	92	20
2590-01-517-3439	18	3	5331-01-517-3962	92	24
	23	2	5310-01-517-3978	69	8
	34	2	4210-01-517-4088	92	1
	40	28	5325-01-517-4190	92	25
	41	8	5331-01-517-4191	92	87
	60	20	5320-01-517-4196	72	74
	63	30	5355-01-517-4198	92	88
	72	20	5331-01-517-4199	92	82
5340-01-517-3680	65	8	5310-01-517-4200	27	26
2510-01-517-3682	84	19		43	3
	85	27		72	3
	86	6		82	2
	87	9	5355-01-517-4202	92	81
	88	12	5305-01-517-4204	92	80
5340-01-517-3685	20	6	5305-01-517-4205	92	78

STOCK NUMBER	FIG.	ITEM	STOCK NUMBER	FIG.	ITEM
5305-01-517-4206	92	63	4730-01-517-5311	92	67
5305-01-517-4209	92	71	4820-01-517-5313	92	59
5305-01-517-4218	92	9	4730-01-517-5314	92	58
3110-01-517-4227	92	49	4730-01-517-5316	92	57
5355-01-517-4275	92	79	4730-01-517-5317	92	56
6220-01-517-4352	26	54	4730-01-517-5319	92	65
	32	2	4720-01-517-5323	92	2
5310-01-517-4808	75	13	4720-01-517-5328	63	14
5310-01-517-4812	1	33	4820-01-517-5333	22	3
	12	2		65	26
	70	3		93	3
	71	8	4820-01-517-5334	21	4
	75	3	4820-01-517-5336	65	52
	80	9	5935-01-517-5343	92	97
	89	6	4820-01-517-5347	20	7
5305-01-517-4817	75	18	5935-01-517-5349	49	4
5965-01-517-4911	43	20	4730-01-517-5353	94	12
6685-01-517-4940	38	8	5935-01-517-5354	55	10
4730-01-517-4951	94	20	5945-01-517-5366	26	30
4820-01-517-4992	64	13	5365-01-517-5367	92	68
5930-01-517-5009	26	51	5925-01-517-5368	26	44
5930-01-517-5014	26	49	5365-01-517-5369	92	70
5961-01-517-5016	26	37	5365-01-517-5371	92	55
5935-01-517-5021	51	20	5365-01-517-5374	92	86
5999-01-517-5026	50	29	5365-01-517-5377	92	44
4730-01-517-5262	92	3	5365-01-517-5379	92	95
4720-01-517-5263	92	32	6220-01-517-5870	34	7
4730-01-517-5265	92	46	6220-01-517-5880	13	5
4730-01-517-5266	92	43		63	37
4730-01-517-5267	92	27	5315-01-517-5982	84	10
4820-01-517-5269	92	28		85	4
4730-01-517-5272	92	29	5310-01-517-5988	84	25
4730-01-517-5273	92	60		85	15
2590-01-517-5282	19	5	5310-01-517-5990	89	1
4810-01-517-5286	92	66	5310-01-517-5998	62	15
4720-01-517-5287	92	61		72	11
2540-01-517-5294	26	31	5355-01-517-6014	18	4
2540-01-517-5295	94	5	6220-01-517-6077	27	14
4730-01-517-5307	92	92	6220-01-517-6092	32	9
4730-01-517-5308	92	64	6220-01-517-6096	27	2
4730-01-517-5309	92	69	5930-01-517-6231	61	1

STOCK NUMBER	FIG.	ITEM	STOCK NUMBER	FIG.	ITEM
5925-01-517-6372	26	43	4730-01-517-9028	21	28
	42	3	5340-01-517-9032	79	5
5925-01-517-6602	42	2	6680-01-517-9039	92	21
5935-01-517-6605	49	34	6150-01-517-9044	92	91
	52	7	5999-01-517-9045	50	20
	53	7	5999-01-517-9046	50	6
5925-01-517-6607	26	42		54	4
5340-01-517-6651	74	14	6105-01-517-9047	92	36
	86	9	5999-01-517-9332	50	18
	87	7		51	17
	88	4		57	10
5360-01-517-6928	84	5	6220-01-517-9338	27	2
	85	10	5315-01-517-9417	77	6
3040-01-517-7013	92	7	5310-01-517-9775	12	3
5340-01-517-7014	20	16		23	7
5340-01-517-7746	63	36		70	2
6150-01-517-7770	50	10		71	10
	54	10		75	4
6150-01-517-7804	40	5		89	5
5935-01-517-8126	50	45	3120-01-517-9777	75	14
	56	8	5310-01-517-9889	90	6
	57	6	6150-01-517-9973	27	17
5935-01-517-8129	52	5	5310-01-518-0051	34	16
	54	21		44	4
5935-01-517-8130	50	32		60	8
6220-01-517-8169	32	10		63	33
5935-01-517-8182	32	5		72	63
6220-01-517-8185	30	7	5999-01-518-0157	50	2
5940-01-517-8219	92	72		54	5
5940-01-517-8222	92	98	4820-01-518-0228	34	40
4730-01-517-8522	1	14	6240-01-518-0240	92	84
5330-01-517-8528	BULK	16	5961-01-518-0263	42	1
4730-01-517-8535	94	11	4730-01-518-0375	94	2
6220-01-517-8551	27	24	5935-01-518-0417	50	43
5940-01-517-8554	26	33	4820-01-518-0422	13	7
6350-01-517-8574	26	23	4210-01-518-0432	65	5
	34	21	4810-01-518-0457	94	9
5340-01-517-8590	20	12	4730-01-518-0491	94	36
5935-01-517-8969	41	4	6680-01-518-0523	42	19
2530-01-517-8982	92	5	4730-01-518-0898	93	13
4720-01-517-9015	20	11	4710-01-518-0901	19	1

STOCK NUMBER	FIG.	ITEM	STOCK NUMBER	FIG.	ITEM
4210-01-518-0905	92	53	5830-01-518-2879	26	46
2910-01-518-0978	17	1	5820-01-518-2921	44	1
4010-01-518-1029	21	30	5820-01-518-2931	26	6
4010-01-518-1030	72	31	5999-01-518-3260	17	2
4010-01-518-1033	72	12	6220-01-518-3355	26	50
5340-01-518-1252	42	21	4010-01-518-3673	77	5
2920-01-518-1329	26	13	2540-01-518-3808	74	17
	48	17	4030-01-518-3844	18	18
5995-01-518-1330	49	33	6625-01-518-5310	95	1
	52	8	4210-01-518-5329	92	31
	53	6	4210-01-518-5333	92	13
5365-01-518-1953	17	9	4210-01-518-5340	19	9
4730-01-518-1972	93	1	4730-01-518-5379	65	6
4730-01-518-1974	11	3	4730-01-518-5380	5	10
	20	3		5	18
4730-01-518-1978	21	2	4730-01-518-5381	5	13
4730-01-518-1982	11	1	4730-01-518-5386	94	35
	23	14	4730-01-518-5395	65	39
	65	20	4730-01-518-5402	65	36
5330-01-518-2027	22	5	4720-01-518-5413	5	12
	65	25	6680-01-518-5439	26	47
	93	2	6105-01-518-5733	17	13
5330-01-518-2030	11	4	5935-01-518-5782	51	12
	20	4	6105-01-518-5791	17	5
	65	18	4720-01-518-9216	5	19
5330-01-518-2033	64	2	5975-01-518-9783	49	35
	65	51		52	6
5305-01-518-2052	17	3		53	8
4320-01-518-2064	17	11	5310-01-519-0209	50	31
5330-01-518-2067	21	3		51	24
5330-01-518-2069	11	2		54	18
	23	15		56	6
	65	21		57	4
4320-01-518-2071	17	7	5935-01-519-1190	49	3
5330-01-518-2075	65	40		49	19
5330-01-518-2080	65	37		57	15
5315-01-518-2088	17	12	6680-01-520-9175	26	48
5330-01-518-2089	17	6	6220-01-521-2720	13	6
3120-01-518-2437	17	8	5340-01-521-3488	37	9
5340-01-518-2859	60	2	5935-01-521-5791	55	17
	78	1	4810-01-521-7626	5	15

STOCK NUMBER	FIG.	ITEM	STOCK NUMBER	FIG.	ITEM
4730-01-521-7630	5	11	5310-01-551-8789	24	14
5310-01-522-6093	63	4	5945-12-159-7938	26	35
	74	7		42	7
	74	36	5340-12-171-2845	63	6
5310-01-523-0042	23	8	2540-12-171-3411	63	7
	70	4	5340-12-183-8135	63	19
5925-01-525-4319	40	1	4720-12-331-5926	63	16
6220-01-525-4424	31	1	4720-12-333-3860	63	21
5305-01-526-6249	14	6	5340-12-335-8703	63	12
5340-01-527-9898	27	31	2540-12-346-1912	63	3
5120-01-528-5343	95	3	2990-12-347-3145	63	10
4730-01-528-7067	14	1		63	25
	94	3	5930-12-348-4212	35	9
5305-01-531-6772	34	19	4720-12-351-2042	63	13
	45	1			
5325-01-535-5501	72	15			
5920-01-543-3350	45	6			

END OF WORK PACKAGE

FIELD LEVEL MAINTENANCE

RPSTL PART NUMBER INDEX

PART NUMBER	FIG.	ITEM	PART NUMBER	FIG.	ITEM
A-A-55629-1	37	5	ANNY-1024-9-M	42	11
A-A-55629-6	27	8	ANSI/ASME B16.15 1/2X3/8MPT	1	10
	84	24	AS25036-110	50	4
	86	19		51	31
	87	19		57	2
	88	16	AS25036-157	54	3
AA184-1032	95	3		55	30
AA55569/01-005	26	40	AS4861-08	14	24
AA55569/01-007	26	39	AS4863SIZE02(MOD)	20	1
AA55569/01-008	26	41	A17004-2	38	9
AA55569/01-009	26	38	A3013367-1	37	17
AA55629-5	41	23	A3014039-2	37	3
	76	5	A3017899-2	67	4
ACC-510	BULK	11	A733S-49CFB	94	21
AKS4-518-312	72	15	B-12105CH	42	18
ALS4-1024-130	13	2	BF6-1	1	18
	14	17	BL-BGH	40	23
	18	28	B0618 15991	80	10
	23	1	B1821BH025C100N	8	1
	26	1		28	1
	27	37		30	5
	28	3		31	2
	34	1		38	16
	60	18		68	3
	62	17		69	6
	63	29		72	54
	72	19		81	4
ALS4-420-260	26	12		82	14
ALS7-420-165	2	10	B1821BH025C125N	74	13
	30	1	B1821BH025C150N	40	7
ALS7-513-312	8	25		71	31
	37	18	B1821BH025C200N	85	19
	85	17	B1821BH031C125N	71	6
ALS7-616-150	19	8		86	15
	26	27		87	15
	29	9		88	6
	72	79	B1821BH031C150N	21	22

PART NUMBER	FIG.	ITEM	PART NUMBER	FIG.	ITEM
B1821BH031C150N	66	8	B1821BH063C200N	12	16
B1821BH031C200N	36	2	B1821BH063C250N	25	6
B1821BH031C225N	25	8	B1821BH063C325N	90	9
B1821BH038C100N	8	20	B1821BH063C375N	90	3
	10	12	B1821BH075C125N	64	17
	35	16		93	23
	37	15	B1821BH075C250N	77	3
	63	2	B1821BH075F275N	25	17
	74	8	B1821BH075F350N	25	12
	89	7	B687R-58B	21	16
	91	4		38	13
	93	8	B71-10015-002	27	36
B1821BH038C113N	19	7	C 694-097-104	84	5
B1821BH038C125N	60	12		85	10
B1821BH038C150N	12	11	C-15	65	5
	15	6	CA 1891 31	63	9
	42	14	CDM1550	26	6
	70	5	COV-1109Z1	40	15
	71	40		43	7
B1821BH038C175N	71	44	COV-4909	12	6
	74	20	COV0509Z1	18	10
B1821BH038C250N	16	15	CS41-A1007-J3CB	5	5
	40	16	C3109X24X12	21	47
	93	14	C412C-75-410-S	20	12
B1821BH038C350N	16	1	C412N-75-500-S2	20	15
B1821BH044C075N	71	54	C5314X20X20	10	13
B1821BH044C150N	23	25	C5455X12	93	20
	43	18	D-136-07	50	25
	69	1		51	8
B1821BH050C050N	72	33		57	12
B1821BH050C075N	7	5	D-406-0003	52	13
	8	24	DT04-08PA-E004	51	26
B1821BH050C113N	10	4	DT04-12PA-B016	51	12
	29	4	DT04-2P-E004	50	42
	72	9		55	35
B1821BH050C175N	9	23	DT04-4P-E004	51	5
	75	15		55	34
B1821BH056C100N	71	15	DT06-12SA-B016	51	11
B1821BH063C150N	66	9	DT06-2S-P012	49	23
	83	6		55	7
B1821BH063C175N	25	16		56	24

PART NUMBER	FIG.	ITEM	PART NUMBER	FIG.	ITEM
DT06-3S-EP04	55	15	HBL5221	41	19
DT06-3S-EP11	49	39	HBL5252	41	18
	55	27	HDC16-9	55	23
	56	29	HDP24-24-16PE	49	37
DT06-3S-P006	56	27		56	5
DT06-4S-P012	51	4	HDP24-24-16PN	52	5
DT06-8SA-P012	58	2		54	21
DUAL PRO 15X2	41	1	HDP24-24-19PN	50	32
D1040-24VDC	3	6	HDP24-24-21PN	51	22
E-014-024	26	50	HDP24-24-23PN	50	45
ECU-MM	36	5		56	8
ED-5340	BULK	16		57	6
ELD-02 MODEL 4000992	26	17	HDP24-24-23PT	54	17
	34	18	HDP24-24-31PT	50	44
ELF3RV-10-4.0	10	30		55	5
EM25	21	36	HDP26-24-16SE	49	18
EPF32-21-22-8-LT	40	8	HDP26-24-16SN	55	10
ETRRSS24	26	30	HDP26-24-19SE	49	6
F-XWFDS.25X1.25	62	15	HDP26-24-21SN	49	4
	72	11	HDP26-24-23SN	49	3
F-XWFDS.31X1.50	84	25		49	19
	85	15		57	15
F-XWFDS.38X1.00	89	1	HDP26-24-23ST	55	9
FC647-12	BULK	10	HDP26-24-31ST	49	24
FF1868T-0606S	10	39		51	19
FF1868T-1010S	9	17	HD10-9-96P	55	24
FF1868T-1212S	10	27	HD36-24-16SN	53	10
FF6892-16-16	9	12	HGR-1	43	10
FG6502-16	9	13	HH500	11	5
FN704MMM0930150AB	95	10	HM-10	43	8
FR08-20F-0-N-1.0	46	13	HT1250	44	1
FR12-20F-0-N-5	7	10	H001145	80	8
FS-1-50-A	41	11	H1/4U-11020	94	35
F02A250V2A	47	5	H211GF16N5EG5	94	9
F02A32V20A	45	7	ICI-PLCP-006	24	23
F15054	69	7	J04-0917-4-45FT	67	3
F98	41	2	J514 8-6 070102CA	94	19
GM-2528-A	95	1	J844 TYPEB-SIZE 3/4X50FT	BULK	9
G014077LT0	22	5	KEY SC0008	83	17
	65	25		84	14
	93	2		85	21

PART NUMBER	FIG.	ITEM	PART NUMBER	FIG.	ITEM
KEY SC0008	86	13	MS17143-18	51	29
	87	13		58	5
	88	8	MS21042-08	10	18
L040007PT0	11	1		43	4
	23	14		63	26
	65	20		80	6
L124720	56	11		94	7
MAH1	45	6	MS21042-4	40	14
MF 200	21	11	MS21042-6	91	6
MS14307-4	21	52	MS21207-10-24	32	12
MS15795-809	81	6	MS21207-8-10	40	25
MS15795-810	15	9	MS21207-8-6	89	17
	24	3	MS21333-68	18	7
	40	4	MS24627-48	43	9
	41	10	MS24627-49	14	15
	47	2		18	1
	72	52		23	3
	74	3		34	3
	82	16		40	27
	84	30		41	7
	85	12		60	21
	86	3		63	32
	86	7		72	21
	87	4	MS24628-53	34	46
	87	28	MS24628-64	1	24
	88	2		74	1
	88	26	MS24629-23	82	5
MS15795-813	25	14	MS24658-21	63	27
MS16228-4C	81	10	MS24658-21E	34	9
MS16286-1	2	7	MS24658-22	34	10
	19	2		63	28
	72	55	MS24658-23D	34	11
	74	34	MS24658-24E	92	83
MS16286-3	35	19	MS24665-170	81	9
	37	12	MS24671-23	84	23
	42	17		85	35
	45	5	MS24679-2	89	12
	67	1	MS24679-23	47	1
	75	5		62	4
	89	4		72	76
MS16995-48	8	15		74	25

PART NUMBER	FIG.	ITEM	PART NUMBER	FIG.	ITEM
MS24679-23	83	11	MS27183-14	91	2
MS24679-3	89	11	MS27183-15	23	23
MS24679-7	44	3		43	19
MS25035-154	55	31		69	2
MS25036-112	49	29		71	53
	51	2		92	37
	55	18	MS27183-17	8	22
	56	15		29	5
MS25036-114	49	17		72	8
	50	16	MS27183-19	71	16
	51	30	MS27183-21	12	18
MS25036-116	49	20		16	9
	54	2		23	19
	56	10		25	1
MS25036-148	49	30		66	11
	50	22		83	7
MS25036-150	54	14	MS27183-23	10	20
MS25036-158	49	11		40	17
MS27183-10	35	10		64	18
MS27183-11	21	23		93	22
	27	6	MS27183-25	16	6
	36	6	MS27183-41	28	4
	64	4		44	5
	71	3	MS27183-5	37	4
	84	32	MS27183-7	42	5
	93	11	MS27183-9	2	13
MS27183-13	18	17		3	15
	19	6		8	3
	26	19		11	8
	35	17		12	9
	60	14		18	8
	64	10		26	4
	93	7		28	9
MS27183-14	8	18		30	3
	15	5		32	7
	16	3		38	1
	42	15		42	13
	45	4		45	9
	48	12		48	8
	72	2		69	4
	82	4		71	26

PART NUMBER	FIG.	ITEM	PART NUMBER	FIG.	ITEM
MS27183-9	76	3	MS35206-260	80	4
	94	31	MS35206-267	34	30
MS28778-10	7	11		43	2
MS28778-12	7	17		74	29
	9	2	MS35206-269	62	1
	9	8	MS35206-277	3	17
	10	24		21	54
	46	3		24	22
MS28778-16	10	46	MS35206-279	26	5
MS28778-20	9	15		33	3
MS28778-32	8	12		71	25
	46	17		74	18
MS28778-4	8	10	MS35206-283	18	9
	10	41		25	28
	13	3		33	1
	15	3		45	8
	39	2		47	3
	46	10		48	6
MS28778-6	7	3		62	9
	9	4		72	10
	10	40		84	26
	11	18		85	32
	39	4		86	8
	46	14		87	6
MS28778-8	7	2		88	3
	10	29		94	34
MS35190-289	82	9	MS35206-298	41	5
	84	29	MS35206-307	26	10
	85	14		29	1
MS35199-53	10	37		72	1
	24	7	MS35206-311	48	4
	66	15		71	24
	72	6		80	2
	82	12	MS35207-264	13	1
MS35206-230	37	2		34	17
	92	100		63	34
MS35206-234	27	4		72	38
	27	16	MS35307-303	2	12
	27	19	MS35307-306	26	7
MS35206-237	62	7	MS35307-332	63	18
MS35206-260	66	5	MS35307-334	27	5

PART NUMBER	FIG.	ITEM	PART NUMBER	FIG.	ITEM
MS35308-360	46	4	MS35338-158	81	2
	67	7		82	15
MS35308-364	1	32	84	2	
	67	5	86	27	
MS35333-105	43	14	87	27	
	43	21	88	27	
MS35333-76	15	12	94	30	
	29	2	MS35338-159	42	20
	35	18		71	2
	37	13	84	35	
MS35336-21	42	16	MS35338-160	8	19
	74	22		19	3
	40	10	24	20	
	78	5	26	11	
MS35338-138	62	2	26	20	
	74	28	45	2	
	89	9	46	5	
MS35338-150	72	26	48	3	
	85	13	71	61	
MS35338-154	21	25	73	2	
MS35338-158	2	8	86	31	
	3	16	87	32	
	8	16	88	23	
	11	9	93	33	
	15	10	MS35338-43	26	29
	18	14		74	11
	26	8		83	2
	27	7		86	24
	28	10	88	30	
	30	4	MS35338-44	35	11
	38	2	MS35338-46	23	24
	40	3		67	8
	41	3	MS35338-48	7	7
	41	22		8	23
	42	10		9	25
	45	10		10	3
47	6		12	7	
62	10		29	7	
69	5		71	28	
72	53		72	61	
76	4	MS35338-49	12	17	

PART NUMBER	FIG.	ITEM	PART NUMBER	FIG.	ITEM
MS35338-49	23	18	MS51412-4	84	18
	71	17	MS51500A16	93	4
MS35338-50	16	10	MS51500A6-6	94	25
	66	10	MS51504B12	46	8
	83	8		65	44
MS35338-51	5	2	MS51527A8	4	1
	10	21	MS51851-66	41	15
	40	18		83	15
	64	20		84	15
MS35338-6	92	99		85	24
MS35489-49	27	1		86	14
	28	7		87	14
MS35649-205B	72	34		88	9
MS35649-2252	15	11	MS51859-8	46	6
	38	3		67	2
	40	2	MS51863-45C	79	2
	42	9	MS51869-C23	81	12
	45	11	MS51871-6	40	13
	62	11	MS51957-109	26	21
	81	1	MS51957-45	42	12
MS35649-2314	21	26	MS51957-60	44	6
	71	1		60	5
MS35649-262	43	15		72	29
MS35691-1	48	9		78	3
MS35691-17	10	19		79	3
	15	13	MS51957-61	60	3
	40	19		78	9
	48	1	MS51957-63	10	15
	71	60		24	5
	74	23		26	3
MS35691-37	35	7		37	11
MS45904-60	66	14		42	22
MS45904-77	37	14	MS51957-65	42	4
	67	6	MS51957-67	41	14
MS45904-84	35	8		94	17
MS46904-60	37	10	MS51957-79	75	11
MS51412-10	7	6	MS51957-83	41	20
	9	24		84	3
	10	2	MS51957-96	84	31
MS51412-4	41	21	MS51958-64	27	30
	81	3	MS51959-47	32	1

PART NUMBER	FIG.	ITEM	PART NUMBER	FIG.	ITEM
MS51959-63	26	45	MS90725-10	87	8
	89	18		88	15
MS51963-65	85	30	MS90725-109	74	35
MS51967-11	43	22	MS90725-163	1	1
	71	51		MS90725-174	16
MS51967-17	18	13	MS90725-176	25	3
	71	18		MS90725-178	23
MS51967-20	12	19	MS90725-189	5	1
MS51967-24	5	3	MS90725-221	90	5
	25	15	MS90725-223	16	7
	64	21	MS90725-5	2	16
MS51967-3	8	5	MS90725-6	11	7
	11	10		28	5
	12	8		76	6
	18	5	MS90725-65	11	36
	26	22	MS90725-8	12	4
	32	8		12	5
	71	29		71	34
	86	28	MS90726-113	35	5
	87	29	MT10244E200 DET 2	26	55
	88	25		32	6
MS51967-5	94	29	M45913/1-10CG5C	25	2
	27	10	M45913/1-12CG8Z	93	21
	84	34	M45913/1-4CG5C	74	16
MS51971-10	60	9		83	5
MS51971-5	7	8		85	26
	9	26		86	2
	29	8		86	22
	72	16		87	3
MS51971-7	1	3		87	22
	83	9		88	1
	90	11		88	32
MS51971-9	16	18		89	8
MS51972-3	72	27	M45913/1-5CG5C	25	7
MS52150-2SA-D	18	12	M45913/1-5FG5C	75	12
	21	7	M45913/1-6CG5C	82	3
	27	12	M45913/1-6CS3	72	40
	93	27	M45913/1-8CG5C	75	16
	MS90725-10	84	20	M45913/2-14CG5C	90
85		28	M7928/5-5	50	24
86		5	M81969/14-03	95	5

PART NUMBER	FIG.	ITEM	PART NUMBER	FIG.	ITEM
M81969/14-04	95	6	S82110	27	20
M81969/14-11	95	4	T-433-Y-3.56NPTX2.31 NPT	21	6
NAS42DD6-5	62	3	TF-10PC1UC	50	7
NB6892-16-12	7	18		50	21
NVA250BNB	14	23		54	6
N2101SRXZNPM	83	16	TF-14PC1UC	50	6
N279LXXXZNPM	84	13		54	4
	85	20	TF-17PC1UC	50	29
	86	12	TF-18PC1UC	50	20
	87	12	TF3509X24	21	17
	88	7	TG00300	11	53
P-1210	42	25	TMRH10	95	8
PB100B	43	20	TSD-240-7000	26	13
PFT-4A-BLU	BULK	6		48	17
PFT-4A-RED	BULK	5	T02271	27	22
PF42	94	1	U450	23	5
PP-20	43	13		65	33
PPBK	40	22	V-1917	10	43
P4008	24	25	V2172	26	25
	73	5	WPRB35	41	17
	74	31	W2S	3	3
	86	30	W3S	55	16
	87	31	W3S-P012	49	38
	88	24		56	30
P56SX123	40	12	W3S-1939-P012	55	28
RJ-12	43	5	X8932-3	60	15
RLN5233A	44	7	YSV14	49	10
RV10-26H-0-N-15/15	46	11		52	12
RV10-26H-0-N-4/3.5	46	12		53	5
R45	63	12		58	4
SAE J246 4-4 100202BA	1	6	0-332-002-250	26	36
	17	15	0C90-1318-10	27	3
SFK62-12	7	13		27	15
	9	7	000-36331-0000	18	6
SHC-1022	60	19	0000-0001	48	7
SHC-1024	41	12	00002680	10	34
SK-6006-3	1	9	00083077	10	33
SN-524NE-24	93	10	00083078	10	32
SP-563	26	23	00306040	10	31
	34	21	00322001LPK50	60	17
STYLE C	23	12	006451499	1	17

PART NUMBER	FIG.	ITEM	PART NUMBER	FIG.	ITEM
01-0264263-000	33	4	07197	27	35
01-0663506NC9	34	47	07198	27	31
	62	8	07407	27	29
0101-4-6	39	3	090 31 108	63	17
0102-12-8	18	27	092578	50	9
	21	49		54	7
	65	12	092579	50	11
0103-24-24	4	5		54	9
0155028 P28	3	7	092580	50	8
018-1624-02-0	17	3	092634	50	13
0240D010BHNC	46	16	092648	50	10
02506341	8	9		54	10
02580826	8	14	1/2 DM240-CS006	21	34
02582043	8	13	1.0INCH07E	21	2
02594324	8	6	1.0INCH07T-GASKET	21	3
02701475	10	36	1.5INCH07T	93	1
03082376	8	7	1-480305-0	51	28
03083052	8	8	1-480705-0	51	10
03137865	8	11	10-8 100202BA	18	25
0332204204	26	35	100-0054	13	7
	42	7	100-015	18	18
0332207402	26	34	1000736	42	19
	42	26	1002013	25	4
0460-202-16141	3	2	100695	26	37
	50	28	1012-16-16B	93	16
	51	14	1016D-3/8	72	50
	54	16	102062192209	63	6
	55	2	102063009098	63	15
	56	9	104066	26	28
	57	3		74	12
0462-201-16141	51	6		84	17
	55	6	104477	92	46
	56	25	104478	92	81
	57	13	104479	92	79
0462-201-2031	51	9	104481	92	13
	51	27	104482	92	22
06-0333	7	12	104485	92	18
062200	19	9	104491	92	21
063T-24-24	4	3	104493	92	53
063361	19	5	105-0192-00	43	11
064-6311-01-0	17	12	105-0196-00	43	12

PART NUMBER	FIG.	ITEM	PART NUMBER	FIG.	ITEM
10557954-2	94	14	1098112-0003	72	68
1060-12-0166PS	49	5	1098447-0003	34	27
	53	9	1099123-0004	34	23
	55	11	11-035	84	8
108-0100-00	BULK	13		85	5
1080406	11	16	110-1600-02-0	17	4
1080536	11	17	110-5101-30	43	16
1080537	11	51	110310A	10	8
1080538	11	54		90	10
1080541	11	52	1104751-0003	14	9
1081014	11	15		34	37
108708A	64	12		72	22
	91	5	1105051-0003	23	4
1091733-0001	34	36	1105396-0003	14	12
1091733-0002	14	16		34	39
	34	38		72	69
1091733-0007	34	32	1111827-0001-0048	3	24
1091733-0012	34	34	1111827-0001-0072	3	23
1091733-0014	18	3	1111827-0001-0144	3	21
	23	2	1111827-0001-0192	3	22
	34	2	1111827-0002-0048	3	14
	40	28	1111827-0002-0072	3	18
	41	8	1111827-0002-0144	3	19
	60	20	1111827-0002-0192	3	20
	72	20	111317A	90	15
109215	92	41	111318A	90	13
109216	92	5	111416	14	3
109304	92	31	1116482-0003	41	6
10935405	95	2		72	39
1093687-0001	14	10	112263-90	52	3
1093687-0002	14	11		55	3
1093687-0007	14	7	112264	52	4
1093687-0012	14	13		55	4
1093687-0014	14	19	1123746-0003	34	31
1094345	34	5	1126787-0003	18	2
1097133-0014	63	30	1135539-0120	43	6
1098111-0003	14	8	1136356	25	21
	34	33	1136357	25	20
	72	23	1136370	25	13
1098112-0003	14	14	1136371	25	18
	34	35	1141401	11	60

PART NUMBER	FIG.	ITEM	PART NUMBER	FIG.	ITEM
1142100	11	66	1201 0996	56	13
115232	65	15	1201 5857	49	32
1160318	91	1		51	3
1160319	91	8		57	11
11630529	2	6	1201 5870	50	3
11630581	2	9		50	5
11630594	2	15		54	15
11746479	49	14	12010973	49	21
	55	21		55	37
	56	18		56	19
1179071	69	9	120135	92	101
1180392	74	14	12015344	50	43
	86	9	12015345	50	35
	87	7	12015792	49	26
	88	4		56	21
1180891	90	17	12015793	55	33
1182200	77	1	12015858	50	41
1182208	77	7		51	21
1182218	77	8	12015860	50	39
1183549	60	4		51	16
	78	4		57	8
1183550	60	7	12015869	50	18
1183921	48	15		51	17
1195594	18	4		57	10
1196121-0003	60	22	1202049-0026	22	1
1199171	28	6	1203 3769	49	15
1199173	28	2		55	19
1199175	28	12		56	17
1199177	28	8	1203 3820	50	14
1199178	27	9	12034343	51	20
1199179	27	13	12034344	50	17
12-8 140140C	17	17	1203963	94	32
12X254	7	15	1203968	64	15
	9	10	1205 2455	50	40
12X262	7	14	1206 4735	50	38
	9	9	12063	19	1
12X853	7	16	12065894	50	2
	9	11		54	5
1200DHRP	31	1	120699A	64	9
1201 0974	55	12	1207 7413	55	32
	56	23	1207087	1	2

PART NUMBER	FIG.	ITEM	PART NUMBER	FIG.	ITEM
1207285	93	24	1291314-0700	16	5
1207286	93	18	1296580	40	5
1207287	93	15	13T35777	5	16
1207288	93	9	130-0010-01-0	17	7
1207294	94	22	1320298	90	4
1208 4590	54	22	1320418	90	2
1208-9272	49	16	1320461	90	12
	55	20	1320640	90	14
	56	16	1325472-0001	41	4
12092445	54	13	132661	64	11
12124582	49	22	1331040	66	4
	50	23		72	28
	55	36		75	10
	56	14	1332091-0100	21	4
1215641	43	17	1332091-0150	22	3
1216496	26	52		65	26
1218365	27	27		93	3
1218428	69	3	1332091-0200	65	52
1220774	74	19	1332091-0300	20	7
	86	1	1333170	91	7
	87	2	1334735	71	20
	88	14	1334846	71	35
1222610-3	17	18	1336197	93	6
1224981	27	17	1336198	21	13
1229004	2	3	1336204-0300	20	2
1235468	72	75	1336208	65	7
12420936	50	19	1336529	60	1
	51	15	1338753	72	60
	54	12	1339474	72	35
	57	9	1340516	83	10
12421882	56	28	1340582	83	3
12421926	49	27	1340617	83	4
12422624	3	4	1342524	19	4
12485651	55	17	1343091	72	36
1252008	21	14	1345435	27	28
1253082	63	35	1345716	63	36
12604244-143	94	18	1347675	72	73
1265541	37	9	1348158	94	12
128131A	90	1	1351326	72	13
1288504	48	10	1352803	72	32
1291298-2301	16	12	1357165-0500	16	17

PART NUMBER	FIG.	ITEM	PART NUMBER	FIG.	ITEM
1364842-0015	34	40	1413786	26	16
1364913	21	30	1413904	26	15
1364914	72	31	1413981	26	14
1364915	72	12	1436639	37	16
1365913	93	25	1437880-0022	85	2
1365919	72	14	1437880-0026.5	24	8
1365932	2	5	1437880-0038	79	6
1368590	83	12	1437880-0045	83	14
1372276	66	16	1437880-0051	84	21
1372277	66	3	1437880-0054	89	15
1373732-0225	21	5	1437880-0116	88	34
1373732-0350	21	9	1437880-0146	86	20
1376350	2	11	1437880-118.5	87	20
1376360	2	14	15-0864	85	31
1379480-0007	84	22	15300027	49	28
1379480-0008	85	3	1533527	80	5
1389051	67	9	1533662	80	16
1389487	66	12	1533715	80	14
1389492	66	1	1533925	80	15
139275-00	65	8	1534666	80	7
139350-00	20	6	1534833-0009	80	13
	64	16	1536340	90	18
	65	4	1573886	70	11
1394307-0003	34	12	1575646	72	65
1394311-0003	34	25	1577513	84	1
1394315-0003	34	4	1577518	84	33
1394318-0003	34	14	1577569	85	9
1394319-0003	34	24	1577639	84	11
1394325-0003	34	42	1578088	85	1
1394326-0003	34	26	1578089	85	23
1394889	44	2	1578239	70	16
1395005	2	4	1578240	70	13
1398651-0072	65	48	1578242	70	12
14T37498	5	8	1578244	70	7
1400521	64	23	1578245	70	10
1406418	59	1	1578247	70	6
1407350	76	1	1578248	71	50
1407383	54	8	1578249	70	14
1407385	54	11	1578272	72	57
1411921	68	1	1578273	72	59
1411923	68	2	1578274	90	16

PART NUMBER	FIG.	ITEM	PART NUMBER	FIG.	ITEM
1578275	72	58	1589392	88	13
1578277	72	62	1589734	74	21
1578278	71	22	1589735	74	27
1578279	72	77	1589737	74	5
1578281	71	12	1589738	74	30
1578283	72	7	1590064	26	18
1578284	72	51	1590066	26	57
1579078	72	81	1590070	26	53
1579390	25	19	1590072	26	58
1580502	71	39	1590077	26	32
1580508	71	58	1590078	26	26
1581871	70	8	1590080	26	9
1582323	71	4	1590342	74	32
1582495	29	11	1590472	25	10
1582497	29	6	1590474	25	11
1583413	12	1	1590827	8	4
1584742	12	15	1590836	8	21
1584744	12	12	1590844	8	17
1584747	12	13	1590846	8	26
1584754	71	19	1590962	71	62
1585134	71	5	1590975	72	70
1585530	29	10	1591000	24	1
1585531	29	12	1591141	71	57
1586808	70	17	1592172	74	9
1586810	72	45	1592176	74	15
1586918	71	37	1592177	74	24
1586924	72	66	1592185	74	37
1586926	72	67	1592316	71	45
1586933	72	18	1592379	74	33
1586937	72	30	1592703	71	14
1586939	72	17	1592715	71	9
1588594	71	55	1592742	71	42
1588643	71	43	1592783	71	32
1588718	71	46	1592798	72	71
1588828	88	31	1592807	72	72
1588834	87	5	1593373	82	6
1588892	71	47	1593577	71	13
1589118	86	32	1593578	71	33
1589119	87	1	1620308	37	6
1589174	71	56	1620311	37	20
1589388	88	22	1624090	49	25

PART NUMBER	FIG.	ITEM	PART NUMBER	FIG.	ITEM
1624090	55	13	1655422	65	38
	56	12	1655423	65	42
1641372	89	13	1655424	21	1
1641373	89	16	1655428	65	31
1641375	89	19	1655429	65	30
1641421	89	3	1655430	65	41
1641980	75	8	1655431	65	19
1641990	75	6	1657827	71	27
1641996	75	7	1657897	16	14
1641998	75	1	1660441	6	1
1642007	75	20	1660873	62	6
1642878	37	7	1660997	62	18
1645130	82	8	1662847	25	25
1645131	72	5	1662848	25	27
1645132	82	11	1662849	25	23
1645908-011	93	31	1662850	25	26
1645908-0175	93	26	1663042	25	24
1645908-020	93	28	1663135	72	44
1645908-079	93	17	1663400	71	48
1645908-100	93	12	1663527	71	49
1645908-111	93	19	1663794	40	29
1645908-132	93	30	1663917	3	12
1646324	82	10	1665904	37	1
1647537	86	17	1667037	71	23
	87	17	1669309	72	64
	88	18	1669467	71	21
164860	10	38	1673750	71	41
1648754	25	22	1675509	10	17
1648756	25	5	1677275	71	30
1655409	21	12	1677457	70	15
1655410	21	37	1677466	15	4
1655411	65	28	1677475	64	5
1655412	21	24	1677483	64	19
1655413	21	33	1677484	64	8
1655414	65	3	1677485	21	40
1655415	65	34	1677486	34	15
1655416	65	22	1677782	12	10
1655417	65	32	1678076	72	46
1655418	65	47	1678093	71	36
1655420	20	5	1678609	14	26
1655421	20	13	1678612	64	22

PART NUMBER	FIG.	ITEM	PART NUMBER	FIG.	ITEM
1678613	65	49	1698635	73	10
1678614	65	27	1698637	73	9
1678615	21	51	1698640	73	6
1678616	21	19	1698645	73	7
1678824	21	41	1700419	34	49
1679425	64	6	1700748	10	16
1679427	64	7	1701679	34	48
1679428	64	24	1705878	34	29
1680010	72	78	1709223	48	5
1680018	72	25	1709227	42	24
1681548	72	80	1709231	42	23
1682499	62	16	1709233	40	30
1685489	82	17	1709239	48	2
1689494	30	2	1709242	48	11
169PMT-4-4	20	8	1709257	48	13
	21	35	1709267	48	14
	22	2	1709276	48	16
	65	45	1712122	85	38
	93	5	1712123	85	36
1690470	65	23	1713161-0003	63	31
1690742	79	4	1713163	15	7
1690743	33	2	1713166-0003	34	22
1690745	23	22	1713198-0004	34	6
1690746	23	9	1713208-0003	34	13
1690747	38	17	171638-1	50	27
1690748	1	28		51	13
1691842	86	23		55	22
1691847	86	4		58	6
1691972	87	23	171639-1	49	8
1695	35	4		52	11
1695040	40	24		53	4
1695406	23	16	1717362	2	17
1695407	23	13	1717596	79	7
1695732	72	48	1720103	11	58
1696084	38	14	1720104	11	50
1696086	38	15	1721702	11	70
1697258	74	4	1721903	11	19
1698179	16	8	1733162	24	18
1698181	16	13	17530	21	18
1698195	16	16	1760025	11	65
1698631	73	4	1760217	29	3

PART NUMBER	FIG.	ITEM	PART NUMBER	FIG.	ITEM
1771-0814	26	44	205091203-109-A	9	20
1771-1022	26	42	205091203-110	7	4
1771-1522	26	43	205091203-111	10	9
	42	3	205091203-112	39	6
1771-2032	42	2	205091203-113	39	9
1783060	80	11	205091203-114	39	10
1788880	55	14	205091203-115	39	8
	56	22	205091203-116-A	10	11
1817HX	37	8	205091203-130	21	38
	40	11	205091203-131	21	39
	66	13	205091203-51-A	46	7
1820	13	4	205091203-60	3	1
	26	24	205091203-61	9	1
	34	8	205091203-63	39	7
1840600	11	26	205091203-64A	15	1
1841203	11	27	205091203-70	10	23
185040F-11	40	1	205091203-90	10	22
19T36082	5	17	205091203-91	7	9
19T38266	5	6	205102	38	10
1927500	11	35	2052700	11	37
2.0INCH07T-GASKET	64	2	206 36 151	63	23
	65	51	206-0006	24	12
2.5INCH07T	65	36	207ACBH-0012	94	11
2.5INCH07T-GASKET	65	37	207ACBH-6	94	23
2AB65	65	1	207ACBH-8	38	12
200-0062-10-0	17	13	207ACBHS-4	1	27
200-0071-02-0	17	14	2082-2B	3	9
200-0111	24	4	2082-4B	1	30
200-2600-00-0	13	6	2082-6B	1	21
201-0001-0003	24	10	209P-8-4	38	11
201-0001-004	24	9	21NE-040	31	3
203-0029-002	24	11		40	6
205091203-100	10	10		41	9
205091203-101	9	22		75	9
205091203-102	9	19	21T20092	5	7
205091203-103	10	6	2100-0123-001	11	33
205091203-104	46	1		12	14
205091203-106	9	18		23	11
	10	7		70	1
205091203-107	10	5		71	11
205091203-108	9	21		80	1

PART NUMBER	FIG.	ITEM	PART NUMBER	FIG.	ITEM
2100-0123-001	92	42	25 1689 50 00 37	63	20
211P-6	18	11	25 1766 65 02 00	63	11
	21	15	25 1774 89 03 00	63	24
212-250301-00	60	2	25-0582	74	6
	78	1	25-2832	76	2
212862	1	20	25-3193-0013.35	37	19
213841-7	50	34	25-3540-0020	78	11
217-0101-13-0	17	9	25-4513-0158	86	21
219P-8	1	22		88	33
22-02	84	10	25-4513-0159	87	21
	85	4	25-6025-0155	72	49
22004-14	90	7	250-9111-00-0	17	8
2201P-8-8	21	48	251244050002	63	7
221000400200	63	10	251728050001	63	3
	63	25	25967AX	35	2
22202	BULK	14	2657	BULK	1
223T-16-16	93	13	269HB-10-8	64	14
23-1-11-12	72	43	269NTA-6-4	14	22
23-1154	74	26	269NTA8-8	21	31
23MS35338-46	91	3	2704201	11	63
	92	38	2713211	11	56
2300601	11	69	2713911	11	75
2301008	11	48	277A801CP	72	41
23515145	4	2		75	17
24.01.00.901	35	9	28-5558	51	18
2406-24-10	4	6		57	7
2406-24-12	4	4	2803609	11	23
24063	45	3	2804150	11	40
2411-001-2405	50	31	282087-1	49	7
	51	24		52	10
	54	18		53	3
	56	6	282110-1	49	9
	57	4		52	9
2414-001-2486	50	30		53	2
	51	23	286500N	1	15
	54	19	2902800	11	28
	56	7	296-2710-00-0	17	6
	57	5	2962447	50	26
242-170602-83	62	5	3.0INCH07T	11	3
2477HX	27	25		20	3
25 1482 89 40 00	63	22	3.0INCH07T-GASKET	11	4

PART NUMBER	FIG.	ITEM	PART NUMBER	FIG.	ITEM
3.0INCH07T-GASKET	20	4	3465	92	1
	65	18	3465-0056	92	36
3.0X2.5INCH750T	65	39	34650072	92	76
3.0X2.5INCH750T-GASKET	65	40	34650174	92	90
3-28-57	6	6	3467-0001	64	13
3-3-488KX	6	4	35-S	82	7
3-350820-2	56	3	35T37967	5	15
3-40-1611	6	5	3500X8	21	20
3H35SL	20	11	35004A 9.5	"10	28
3000776-C-A-02	26	48	35005R	26	54
30182-12-12B	94	8		32	2
30182-8-12B	94	2	3501568	11	14
3020	43	1	352AX	71	52
3025-204-105	81	8	35200R	32	10
3025-205-101	81	13	356019	95	9
3025-205-103	81	7	35890R	32	3
3025-205-104	81	11	3600421	11	57
30255Y	27	32	3600545	11	20
30682-6-6B	94	26	3600554	11	62
30705	42	21	3601116	11	39
3080384N09	44	8	3601125	11	49
3124423	35	3	3601126	11	71
3124427	35	13	3601239	11	22
3126-60-00	3	10	3601610	11	38
31270AX	BULK	7	3602106	11	73
3179320	35	1	3602126	11	74
3179321	35	14	3602441	11	43
3191098	35	15	3603018	11	72
3203-56-11	3	11	3603321	11	29
3203204	11	21	3603503	11	34
3206756	35	6	3605101	11	64
320745	49	12	3605203	11	31
3209-56-11	3	8	36061381	63	13
3209-60-14	3	5	3606203	11	32
322451	50	36	3606206	11	46
322996	50	37	360753000000	63	16
3302010	11	55	360753500000	63	21
3310861-1	94	6	3622	26	46
338 2.5INX2.5IN	65	2	36275-1/4X1/4	94	36
3401700	11	25	37	65	6
34160	49	13	37-10-277-20	74	17

PART NUMBER	FIG.	ITEM	PART NUMBER	FIG.	ITEM
371849	26	31	43T36274	5	12
3809600	11	24	43T37503	5	10
3814-20-8	26	2		5	18
386B203-013	77	4	43T39129	5	20
3861100010	27	24	4315X12	9	14
3863T22	80	12	4315X12X8	10	47
3901-1604-00	27	2	4315X20	9	16
3901-1605-00	27	2	4365X12	9	3
3901-5903-00	27	14	438-6404484-61	56	2
4.0INCH07T-GASKET	11	2	43920	10	26
	23	15	43921	40	21
	65	21	4401800	11	44
4.0X3.00INCH750T-GASKET	20	10	4402900	11	77
4-30-702C	63	8	4403312	11	11
4-4 130137B	1	19	44045C	62	12
	38	7	44265C	62	14
4-4-4 130425B	1	16	444530	94	24
4-4G6L	95	11	4464K52	18	20
4A-1203-PRC	BULK	15		21	46
4ZZ-1802-24-SJ0-PRC	60	16		65	11
4000942	49	40	45R35	20	14
	56	26	45T36308	5	19
4000979	55	25	4506X6	9	5
4000980	55	29	4515X10X12	10	25
4001486	10	42	4515X10X8	7	19
4001629	36	1	4515X20X16	10	44
4013100	11	68	4515X4	15	2
4100-343	94	5	4535X4	39	1
411261679	63	19	45451	47	4
4129X20	10	14	46M68014	5	13
42-0985-0032	63	14	4716X4	46	9
42-1980-3600	17	19	48-2217-050	BULK	8
42-7037	90	6	48TK4039	5	9
4205X12	21	44	4830K191	18	23
4205X16	21	27		65	10
4225500	11	12		94	10
4225510	11	6	5-178X	6	3
426921	15	8	50-1876	1	23
43M02205	5	21	50SW	26	47
43T35867	5	11	5001MFXP-24	34	44
43T36231	5	14	5002MWLC-24	34	45

PART NUMBER	FIG.	ITEM	PART NUMBER	FIG.	ITEM
5004201	11	42	5403002	11	41
5005300	11	59	5403428	11	30
501-1810-01-0	17	10	55-2153	1	4
501-3090-20	17	1	56-4107-4030	20	9
5010500	11	67	571-3244-84	50	15
5011T11	14	1	5745-4	8	2
	94	3	5745-5	85	18
502-0061-01-0	17	5	5809	14	18
51-0194	18	24	59056	50	12
51-2862	22	4	59189	26	33
	65	24	5962-202-16141	49	2
51-2864	65	17		51	7
51-2865	64	1		55	8
	65	50		57	14
51-2922	40	20		58	3
51-4002	94	20	6-1-5866-17	60	13
51-6031	34	7	6-2 100102BA	13	8
51-6033	13	5	6-4 100102BA	1	29
	63	37		14	20
513-0190-00-0	17	2		38	6
52-0061	38	8	6-6 120202BA	14	25
52-620	61	1	6-6 130339B	11	13
52-625	49	34	6-6 140137C	46	15
	52	7	6-6CBTXB	94	13
	53	7	6-6527	BULK	4
52-626	49	35	60-9141-0001	21	53
	52	6	60104-32	77	5
	53	8	60255Y	30	7
52-627	49	33	6068-06-04	9	6
	52	8	60700	30	6
	53	6	61-0998-0042	27	18
5203600	11	45	61-1229	32	9
5214-1512	23	20	615717	95	7
53-0157-008	21	45	62-10-103-10	79	5
53-4518-0012	21	32	62-40-151-2	60	6
53-4518-0016	21	10		72	37
53S-5655	85	29		78	7
537-0281-01-0	17	11		89	14
5400018	11	47	63-0348	41	16
5400020	11	76	633-A 0420	21	28
5400067	11	61	634-B-0420	21	29

PART NUMBER	FIG.	ITEM	PART NUMBER	FIG.	ITEM
64-0425	42	1	7-04-293	92	98
64-1339-0001	68	4	7-04-294	92	72
64-2264-0072	1	25	7-04-306	92	62
64-2264-0120	38	4	7-07-262	92	29
64-2299-0005	42	6	7-07-265	92	97
64-4501-H002	49	1	7-07-266	92	16
64-4502-H002	50	1	7-07-267	92	7
64-4503-H001	51	1	7-10-091	92	60
64-4504-H001	52	1	7-13-067	92	27
64-4505-H001	53	1	7-13-075	92	92
64-4506-H001	57	1	7-13-080	92	56
64-4507-H002	54	1	7-13-081	92	64
64-4508-H001	58	1	7-13-082	92	65
64-4509-H002	55	1	7-13-084	92	58
64-4510-H001	27	11	7-13-085	92	57
64-4511-H003	56	1	7-13-191	92	43
64-4512-H001	36	9	7-13-199	92	3
64-4513-H001	36	8	7-18-014	92	67
64-7-500-4	77	2	7-18-098	92	68
640053-0050	41	13	7-18-141	92	69
6411D	74	2	7-21-260	92	2
	85	37	7-21-261	92	61
656-112	93	29	7-21-263	92	91
656-214	64	3	7-21-265	92	32
	65	46	7-25-024	92	73
66101-3	49	31	7-27-037	92	88
	55	26	7-29-123	92	75
	56	20	7-29-124	92	94
67D794	66	7	7-29-125	92	96
	72	42	7-29-126	92	93
	75	19	7-29-200	92	84
68C-4-4	94	37	7-36-045	92	33
68CA-12-12	18	21	7-42-024	92	44
68CA-8-4	1	14	7-44-009	92	45
68NTA-8-8	21	21	7-44-050	92	89
681X8X8	1	8	7-44-066	92	77
691X6X2	18	26	7-44-302	92	15
7-03-398	92	70	7-44-303	92	95
7-03-414	92	74	7-44-359	92	34
7-04-020	92	47	7-57-005	92	4
7-04-288	92	49	7-57-022	92	30

PART NUMBER	FIG.	ITEM	PART NUMBER	FIG.	ITEM
7-57-029	92	51	72-0376	81	5
7-57-036	92	48	7350903	39	5
7-57-046	92	52	7377123	6	2
7-57-064	92	50	738-1212	14	4
7-57-095	92	8	75000343	BULK	12
7-57-226	92	87	757066	65	16
7-57-243	92	82	7629X20	10	45
7-57-246	92	19	767HX1	35	12
7-57-285	92	23	7759645	1	11
7-57-286	92	14	79Z1297	34	28
7-57-287	92	20	7950150141	80	3
7-57-288	92	24		85	16
7-57-289	92	11	8-8 100202BA	17	16
7-58-186	92	25	8-8 130424BA	21	50
7-58-187	92	12	80-2260	84	19
7-58-190	92	59		85	27
7-61-070	92	39		86	6
7-61-072	92	40		87	9
7-61-083	92	10		88	12
7-65-025	92	17	80-2261	84	27
7-65-099	92	9		85	33
7-65-152	92	63		86	26
7-65-164	92	80		87	26
7-66-036	92	54		88	28
7-67-019	92	78	80-3057	84	28
7-67-086	92	6		85	34
7-67-094	92	71		86	29
7-67-096	92	26		87	30
7-67-112	92	35		88	19
7-689-000797	49	36	80-4036	84	4
	50	33		85	11
	51	25	80-4037	84	6
	52	2		85	8
	54	20	80-4039	84	7
	56	4		85	7
7-69-464	92	66	80-4040	84	9
7-70-269	92	86		85	6
7-70-270	92	55	80-5039	78	8
7-79-058	92	28	80-6006	18	15
7015-56-14	46	2		43	23
718222	92	85	80-6037	20	16

PART NUMBER	FIG.	ITEM	PART NUMBER	FIG.	ITEM
811CT6	94	33	82-1043-0010	44	4
815W-17-22HBTT/Q2406	23	21		60	8
82-0052	72	74		63	33
82-0225-0150	75	18		72	63
82-0257-0002	28	11	82-1043-0031	86	18
	82	13		87	18
82-0260-0002	84	16		88	17
	85	25	82-2039-001	74	10
	86	10		83	1
	87	10		86	25
	88	11		87	25
82-0270-0125	5	4		88	29
	23	6	824-0102-002	24	6
	70	9	824-0160	24	13
	71	7	831-6-48	94	27
	75	2	831-6-72	94	28
82-1011-0038	12	3	831-8-240	94	15
	23	7	8625-1578	65	29
	70	2	8625-1579	65	9
	71	10	8625-1580	65	43
	75	4	8625-1581	65	35
	89	5	8683-24	18	19
82-1013-0038	63	4	89U200463JJ0133	72	47
	74	7	8951K2746	26	49
	74	36	8951K2748	26	51
82-1013-008	1	33	90-4112	72	56
	12	2	90313A104	94	16
	70	3	90313A117	24	14
	71	8	90604A541	14	6
	75	3	90640A131	1	31
	80	9		16	4
	89	6		63	5
82-1014-006	75	13		93	32
82-1017-001	27	26	90715A011	27	21
	43	3		66	2
	72	3		72	4
	82	2		78	6
82-1019	75	14		79	1
82-1030-0019	78	2		82	1
	89	10		83	13
82-1043-0010	34	16	91-0141	79	8

PART NUMBER	FIG.	ITEM	PART NUMBER	FIG.	ITEM
91-0347	2	1	930100	BULK	17
91-0359-0002	72	24	93030004	34	43
91-0362	66	17	93050101	34	41
91-0363	24	17	930743-8584	7	1
91-0380	2	18	93350	BULK	2
91-0816	2	2	94-5010	84	12
91-4023	24	16		85	22
91-9026	26	56		86	11
91201A031	71	38		87	11
91306A419	73	1		88	10
	86	34	940004-00110	94	4
	87	34	940004-0048	14	2
	88	20	940093-00048	14	5
	89	2	943064-00012	60	11
91306A423	24	19	943127-00025	60	10
	73	8	943127-0024	78	10
91525A141	24	21	943134-144	63	1
	71	59	944008-0036	13	9
	73	3	944034-0072	3	13
	86	33	944035-0048	14	21
	87	33	944035-0072	1	26
	88	21	944035-0120	38	5
91613A339	10	35	944036-00072	18	22
91831A007	27	23	944036-0096	1	13
91860A031	23	8	944036-0144	1	7
	70	4	944036-0180	21	42
92-0181	69	8	944036-0240	1	5
92141A030	25	9	944038-0030	21	43
	86	16	9473K79	21	55
	87	16		24	24
	88	5	94789	62	13
92198A648	1	12	94812A030	36	7
92316A624	34	19		66	6
	45	1	94862	32	5
92351A724	24	15	95-3646	16	2
92610A245	42	8	95105A169	10	1
92610A624	21	8	96989	32	11
9280	40	26	97035	32	4
92825A201	36	4	97045	27	34
9300-0046	65	14	98180A130	23	10
93000050	65	13	98306A269	18	16

PART NUMBER	FIG.	ITEM
98466A030	36	3
98485A	77	6
98550A515	33	5
990-1031	24	2
9917.0052	40	9

END OF WORK PACKAGE

CHAPTER 7

SUPPORTING INFORMATION

FIELD LEVEL MAINTENANCE
REFERENCES

SCOPE

This work package lists field manuals, technical bulletins, and technical manuals either referenced in this manual or which apply to the operation and maintenance of the HEWATT. This work package is used in conjunction with the references in TM 9-2320-279-10.

FIELD MANUALS

FM 4-25.11 First Aid
 FM 31-70 Basic Cold Weather Manual
 FM 31-71 Northern Operations
 FM 9-207 Operation and Maintenance of Ordnance Materiel in Extreme Cold Weather

FORM

Department of the Army forms and procedures used for equipment maintenance will be those prescribed by DA Pam 750-8, The Army Maintenance Management System Functional User's Guide.

TECHNICAL BULLETINS

TB 9-2320-279-13-1 HEMTT AC Technical Bulletin
 TB 9-2300-281-35 Standards for oversea shipment of domestic issue of special purpose vehicles, combat, tactical, construction, and selected industrial and troop support US Army tank-automotive material readiness command managed items.
 TB 750-651 Use of Antifreeze Solutions, Antifreeze Extender, Cleaning compounds, and Test Kit in Engine Cooling Systems
 TB 43-0213 Corrosion Prevention and Control (CPC) for Tactical Vehicles

TECHNICAL MANUALS

TM 9-2320-279-10 HEMTT Operator's Manual
 TM 9-2320-315-14&P Operator's, Organizational, Direct Support, and General Support Maintenance Manual (Including Repair Parts and Special Tools List) for Heavy Expanded Mobility Tactical Trucks (HEMTT)
 TM 11-5820-498-12 Single Channel Ground and Airborne Radio System (SINCGARS)
 TM 750-244-6 Procedures of Destruction of Tank-Automotive Equipment to Prevent Enemy Use
 TM 9-6140-200-14 Operator's, Unit, Direct Support, and General Support Maintenance Manual For Lead-acid Storage Batteries
 TM 11-5820-890-10 Operator's Manual For SINCGARS Ground Combat Net Radio, ICOM

END OF WORK PACKAGE

FIELD LEVEL MAINTENANCE

MAINTENANCE ALLOCATION CHART (MAC) INTRODUCTION

THE ARMY MAINTENANCE SYSTEM MAC

This introduction provides a general explanation of all maintenance and repair functions authorized at the two maintenance levels under the Two-Level Maintenance System concept.

This MAC (immediately following the introduction) designates overall authority and responsibility for the performance of maintenance functions on the identified end item or component. The application of the maintenance functions to the end item or component shall be consistent with the capacities and capabilities of the designated maintenance levels, which are shown on the MAC in Column (4) as:

Field – includes three subcolumns, Crew maintenance (C), Service maintenance (O), and Field maintenance (F).

Sustainment – includes two subcolumns, Below Depot (H) and Depot (D).

The tools and test equipment requirements (immediately following the MAC) list the tools and test equipment (both special tools and common tool sets) required for each maintenance function as referenced from the MAC.

The remarks (immediately following the tools and test equipment requirements) contain supplemental instructions and explanatory notes for a particular maintenance function.

MAINTENANCE FUNCTIONS

Maintenance functions are limited to and defined as follows:

1. **Inspect.** To determine the serviceability of an item by comparing its physical, mechanical, and/or electrical characteristics with established standards through examination (e.g., by sight, sound, or feel). This includes scheduled inspection and calibration.
2. **Test.** To verify serviceability by measuring the mechanical, pneumatic, hydraulic, or electrical characteristics of an item and comparing those characteristics with prescribed standards on a scheduled basis, i.e., load testing of lift devices and hydrostatic testing of pressure hoses.
3. **Service.** Operations required periodically to keep an item in proper operating condition; e.g., to clean (includes decontaminate, when required), to preserve, to drain, to paint, or to replenish fuel, lubricants, chemical fluids, or gases. This includes scheduled exercising and purging of recoil mechanisms. The following are examples of service functions:
 - (a) **Unpack.** To remove from packing box for service or when required for the performance of maintenance operations.
 - (b) **Repack.** To return item to packing box after service and other maintenance operations.
 - (c) **Clean.** To rid the item of contamination.
 - (d) **Touch up.** To spot paint scratched or blistered surfaces.
 - (e) **Mark.** To restore obliterated identification.

4. **Adjust.** To maintain or regulate, within prescribed limits, by bringing into proper position, or by setting the operating characteristics to specified parameters.
5. **Align.** To adjust specified variable elements of an item to bring about optimum or desired performance.
6. **Calibrate.** To determine and cause corrections to be made or to be adjusted on instruments of test, measuring, and diagnostic equipment used in precision measurement. Consists of comparisons of two instruments, one of which is a certified standard of known accuracy, to detect and adjust any discrepancy in the accuracy of the instrument being compared.
7. **Remove/install.** To remove and install the same item when required to perform service or other maintenance functions. Install may be the act of emplacing, seating, or fixing into position a spare, repair part, or module (component or assembly) in a manner to allow the proper functioning of an equipment or system.
8. **Paint (ammunition only).** To prepare and spray color coats of paint so that the ammunition can be identified and protected. The color indicating primary use is applied, preferably, to the entire exterior surface as the background color of the item. Other markings are to be repainted as original so as to retain proper ammunition identification.
9. **Replace.** To remove an unserviceable item and install a serviceable counterpart in its place. "Replace" is authorized by the MAC and assigned maintenance level is shown as the third position code of the Source, Maintenance and Recoverability (SMR) code.
10. **Repair.** The application of maintenance services, including fault location/troubleshooting, removal/installation, disassembly/assembly procedures and maintenance actions to identify troubles and restore serviceability to an item by correcting specific damage, fault, malfunction, or failure in a part, subassembly, module (component or assembly), end item, or system.

NOTE

- The following definitions are applicable to the "repair" maintenance function: Services, inspect, test, service, adjust, align, calibrate, and/or replace.
 - Fault location/troubleshooting. The process of investigating and detecting the cause of equipment malfunctioning; the act of isolating a fault within a system or Unit Under Test (UUT).
 - Disassembly/assembly. The step-by-step breakdown (taking apart) of a spare/functional group coded item to the level of its least component, that is assigned an SMR code for the level of maintenance under consideration (i.e., identified as maintenance significant).
 - Actions. Welding, grinding, riveting, straightening, facing, machining, and/or resurfacing.
11. **Overhaul.** That maintenance effort (service/action) prescribed to restore an item to a completely serviceable/operational condition as required by maintenance standards in appropriate technical publications. Overhaul is normally the highest degree of maintenance performed by the Army. Overhaul does not normally return an item to like new condition.
 12. **Rebuild.** Consists of those services/actions necessary for the restoration of unserviceable equipment to a like new condition in accordance with original manufacturing standards. Rebuild is the highest degree of material maintenance applied to Army equipment. The rebuild operation includes the act of returning to zero those age measurements (e.g., hours/miles) considered in classifying Army equipment/components.

EXPLANATION OF COLUMNS IN THE MAC

Column (1) Group Number. Column (1) lists Functional Group Code (FGC) numbers, the purpose of which is to identify maintenance significant components, assemblies, subassemblies, and modules with the Next Higher Assembly (NHA).

Column (2) Component/Assembly. Column (2) contains the item names of components, assemblies, subassemblies, and modules for which maintenance is authorized.

Column (3) Maintenance Function. Column (3) lists the functions to be performed on the item listed in Column (2). (For a detailed explanation of these functions refer to "Maintenance Functions" outlined above).

Column (4) Maintenance Level. Column (4) specifies each level of maintenance authorized to perform each function listed in Column (3), by indicating work time required (expressed as manhours in whole hours or decimals) in the appropriate subcolumn. This work time figure represents the active time required to perform that maintenance function at the indicated level of maintenance. If the number or complexity of the tasks within the listed maintenance function varies at different maintenance levels, appropriate work time figures are to be shown for each level. The work time figure represents the average time required to restore an item (assembly, subassembly, component, module, end item, or system) to a serviceable condition under typical field operating conditions. This time includes preparation time (including any necessary disassembly/assembly time), troubleshooting/fault location time, and quality assurance time in addition to the time required to perform the specific tasks identified for the maintenance functions authorized in the MAC. The symbol designations for the various maintenance levels are as follows:

Field:

C Crew maintenance

O Service maintenance

F Field maintenance

Sustainment:

L Specialized Repair Activity

H Below depot maintenance

D Depot maintenance

NOTE

The "L" maintenance level is not included in Column (4) of the MAC. Functions to this level of maintenance are identified by work time figure in the "H" column of Column (4), and an associated reference code is used in the REMARKS Column (6). This code is keyed to the remarks and the SRA complete repair application is explained there.

Column (5) Tools and Equipment Reference Code. Column (5) specifies, by code, those common tool sets (not individual tools), common Test, Measurement and Diagnostic Equipment (TMDE), and special tools, special TMDE and special support equipment required to perform the designated function. Codes are keyed to the entries in the tools and test equipment table.

Column (6) Remarks Code. When applicable, this column contains a letter code, in alphabetical order, which is keyed to the remarks table entries.

EXPLANATION OF COLUMNS IN THE TOOLS AND TEST EQUIPMENT REQUIREMENTS

Column (1) Tool or Test Equipment Reference Code. The tool or test equipment reference code correlates with a code used in column (5) of the MAC.

Column (2) Maintenance Level. The lowest level of maintenance authorized to use the tool or test equipment.

Column (3) Nomenclature. Name or identification of the tool or test equipment.

Column (4) National Stock Number (NSN). The NSN of the tool or test equipment.

Column (5) Tool Number. The manufacturer's part number, model number, or type number.

EXPLANATION OF COLUMNS IN THE REMARKS

Column (1) Remarks Code. The code recorded in column (6) of the MAC.

Column (2) Remarks. This column lists information pertinent to the maintenance function being performed as indicated in the MAC.

END OF WORK PACKAGE

**FIELD LEVEL MAINTENANCE
MAINTENANCE ALLOCATION CHART (MAC)**

Table 1. Maintenance Allocation Chart (MAC) for HEWATT.

(1) Group Number	(2) Component/ Assembly	(3) Maintenance Function	(4) Maintenance Level					(5) Tools and Test Equipment Ref Code	(6) Remarks Code
			Field			Sustainment			
			Crew	Service	Field	Below Depot	Depot		
			C	O	F	H	D		
76	FIREFIGHTING EQUIPMENT COMPONENTS								
7601	FIRE PUMP SYSTEM								
	Hydraulic Heat Exchanger Fan(s) Switch	Replace		0.50				1, 4, 17	
	Hydraulic Heat Exchanger	Replace		1.50				1, 4, 15, 17	
	Hydraulic Heat Exchanger Bottom Shroud Panel	Replace		0.30				17	
	Hydraulic Heat Exchanger Fan(s)	Replace		0.60				17	
	Hydraulic Heat Exchanger Shroud	Replace		1.80				17	
	Hydraulic Hose	Replace		*				1, 17	
	Hydraulic Oil Drain Mounting Bracket	Replace		0.75				17	
	Hydraulic Oil Filter	Replace		0.75				4,17	
	Hydraulic Oil Filter Base	Replace		1.50				1, 4, 17	
	Hydraulic Override Manifold	Replace		3.00				1, 4, 17	
	Hydraulic Pressure Control	Replace		0.60				1, 4, 17	
	Hydraulic Reservoir Breather	Replace		0.10				17	
	Hydraulic Reservoir	Drain/Fill		0.60				4, 17	
	Hydraulic Reservoir Fluid Level Gauge	Replace		0.10					
	Hydraulic Reservoir Fluid Level Switch	Replace		0.80				17	
	Hydraulic Reservoir and Bracket	Replace		4.30				1, 4, 17	
	Hydraulic Reservoir Strainer	Replace		0.20				17	

Table 1. Maintenance Allocation Chart (MAC) for HEWATT. (Continued)

(1) Group Number	(2) Component/ Assembly	(3) Maintenance Function	(4) Maintenance Level					(5) Tools and Test Equipment Ref Code	(6) Remarks Code
			Field			Sustainment			
			Crew	Service	Field	Below Depot	Depot		
			C	O	F	H	D		
7602	Hydraulic Reservoir Temperature Sensor	Replace		0.75				17	
	Hydrostatic Pump Motor	Replace		3.50				1, 15, 17	
	Hydrostatic Charge Pump	Replace		6.20				1, 4, 15, 17	
	Power Take Off (PTO)	Replace		6.10				1, 3, 4, 15, 17	
	Power Take Off (PTO) Drive Shaft	Replace		0.75				17	
	Power Take Off (PTO) Solenoid and Pressure Switch	Replace		0.50				4, 17	
	Water Pump Dipstick Assembly	Replace		1.00				17	
	Water Pump Gear Case	Drain/Fill		0.30				4, 17	
	Water Pump	Replace		6.50				1, 17	
	RELIEF VALVE ASSEMBLY								
	Passenger Side Auxiliary Inlet Drain Valve	Replace		1.00				17	
	Driver Side Auxiliary Inlet Drain Valve	Replace		1.00				17	
	No. 1 Driver Side Discharge Drain Valve	Replace		1.0				17	
	No. 2 Passenger Side Discharge Drain Valve	Replace		1.0				17	
7604	Thermal Relief Valve	Replace		0.75				15, 17	
	PRIMER PUMP ASSEMBLY								
	Manual Primer Handle	Replace		0.75				17	
	Primer Pump	Replace		2.30				17	
	Primer Tank and Bracket	Replace		3.00				17	
	Primer Valve Cable	Replace		1.50				17	
	Primer Valve Control Solenoid	Replace		0.75				17	
Primer Valve	Replace		1.00				17		

Table 1. Maintenance Allocation Chart (MAC) for HEWATT. (Continued)

(1) Group Number	(2) Component/ Assembly	(3) Maintenance Function	(4) Maintenance Level					(5) Tools and Test Equipment Ref Code	(6) Remarks Code
			Field			Sustainment			
			Crew	Service	Field	Below Depot	Depot		
			C	O	F	H	D		
7606	DRAIN VALVE ASSEMBLY								
	Bumper Turret Auto Drain Valve	Replace		0.70				17	
	Foam Tank Drain Valve	Replace		0.60				4, 15, 17	
	Water Tank Drain Valve	Replace		0.40				17	
7612	FOAM SYSTEM ASSEMBLY								
	Bumper Turret Foam Metering Valve and Orifice	Replace		2.50				17	
	Under Truck Nozzles Foam Metering Valve and Orifice	Replace		0.75				17	
	Foam Tank Level Probe	Replace		0.40				17	
	Foam System Shutoff Valve	Replace		5.00				17	
	Foam System Eductor	Replace		0.75				17	
	Foam System Eductor Valve	Replace		0.30				17	
	Foam System Flush Valve	Replace		0.50				17	
	Foam System Inlet Check Valve	Replace		0.30				17	
	Foam System Manual Metering Valve	Replace		1.00				17	
	Foam System Service Valve	Replace		4.00				17	
	Foam System Strainer(s)	Replace		1.5				17	
	Foam Tank Pressure/ Vacuum/Vent	Replace		0.50				17	
	Foam Tank Fill Port Extension and Cover	Replace		0.50				17	
7613	WATER TANK ASSEMBLY								
	Inlet Valve	Replace		0.75				17	
	Tank-To-Pump Check Valve	Replace		4.00				17	
	Manual Bray Dump Valve(s)	Replace		0.80				15, 17	
	Foam/Water Tank Level Probe Cover	Replace		0.30				17	

Table 1. Maintenance Allocation Chart (MAC) for HEWATT. (Continued)

(1) Group Number	(2) Component/ Assembly	(3) Maintenance Function	(4) Maintenance Level					(5) Tools and Test Equipment Ref Code	(6) Remarks Code
			Field			Sustainment			
			Crew	Service	Field	Below Depot	Depot		
			C	O	F	H	D		
7615	Water Tank Level Probe	Replace		0.50				17	
	Water Tank Fill & Re-Circulating Water Line Valve	Replace		1.0				17	
	Water Tank Vent Fill Tower	Replace		0.40				15, 17	
	Water Tank	Replace		23.80				15, 17	
	Water Tank Cradle	Replace		30.10				17	
	INSTRUMENT PANEL ASSEMBLY								
	CHECK FOR OPEN COMPARTMENT DOORS WHEN LIGHT IS ON Indicator	Replace		0.50				17	
	Cab Warning Light and CHECK FOR OPEN COMPARTMENT DOOR WHEN LIGHT IS ON Flasher Unit(s)	Replace		1.00				17	
	Cab Pressure Governor Control	Replace		1.00				10, 11, 12,17	
	Cab Panel Indicator	Replace		0.30				17	
	Cab Rocker Switch	Replace		0.60				17	
	Cab Water and/or Foam Level Gauge(s)	Replace		0.30				17	
	Cab 1-2-3 Signal Indicator Lamp Holder	Replace		0.40				17	
	Cab 1-2-3 Signal Indicator Lamp	Replace		0.50				17	
	Warning Buzzer (Cab and Pump Operator's Panel)	Replace		0.30				17	
	Cab Instrument Panel Assembly	Replace		6.00				17	
	Cab Instrument Panel	Replace		5.00				17	
	Pump Operator's Panel Cover	Replace		0.50				17	
	Pump Operator's Panel	Open/Close		0.10				17	
	Pump Operator's Panel	Replace		7.00				17	
Pump Operator's Panel Electric Valve Control	Replace		1.00				17		

Table 1. Maintenance Allocation Chart (MAC) for HEWATT. (Continued)

(1) Group Number	(2) Component/ Assembly	(3) Maintenance Function	(4) Maintenance Level					(5) Tools and Test Equipment Ref Code	(6) Remarks Code
			Field			Sustainment			
			Crew	Service	Field	Below Depot	Depot		
			C	O	F	H	D		
7621	Pump Operator's Panel Electric Valve Control Meter	Replace		0.30				17	
	Pump Operator's Panel Foam Level Gauge	Replace		1.00				17	
		Calibrate		0.20				17	
	Pump Operator's Panel Water Level Gauge	Replace		0.50				17	
	Pump Operator's Panel Indicator	Replace		0.20				17	
	Pump Operator's Panel Indicator Lamp	Replace		0.10				17	
	Striplight	Replace		0.20				17	
	Pump Operator's Panel Pressure Governor Control	Replace		0.75				17	
	Cab High Idle Switch and Indicator	Replace		0.50				17	
	Pump Operator's Panel Overheat Test Button and Indicator	Replace		0.40				17	
	Pump Operator's Panel Driver Main Inlet Primer Button	Replace		1.00				17	
	Pump Operator's Panel Toggle Switch (Two-Position)	Replace		0.25				17	
	Pump Operator's Panel Toggle Switch (Three-Position)	Replace		0.30				17	
	Pump Primer Motor Diode Pack	Replace		0.40				17	
	WARNING LIGHT ASSEMBLY								
	Cab Clearance Lights and Bracket	Replace		1.00				17	
	Cab Front Lightbar	Replace		0.75				17	
	Cab Side Lightbar	Replace		0.50				17	
	Cab Lightbar	Repair		0.50				17	
Lower Rear Marker Lights and Bracket	Replace		0.75				17		

Table 1. Maintenance Allocation Chart (MAC) for HEWATT. (Continued)

(1) Group Number	(2) Component/ Assembly	(3) Maintenance Function	(4) Maintenance Level					(5) Tools and Test Equipment Ref Code	(6) Remarks Code
			Field			Sustainment			
			Crew	Service	Field	Below Depot	Depot		
			C	O	F	H	D		
7622	Rear Marker/Clearance/ Directional LED	Replace		0.40				17	
	Rear Marker/Clearance LED	Replace		0.75					
	Roof Mounted Clearance Light(s)	Replace		0.60				17	
	Warning Light(s)	Replace		0.40				17	
	Overhead Warning Beacon	Replace		0.75				17	
7623	SPOTLIGHTS								
	Scene Light(s)	Replace		0.50				17	
	Step Light(s)	Replace		0.50				17	
7626	DOME AND ENGINE LIGHT ASSEMBLY								
	Dome Light	Replace		0.50				17	
	MISCELLANEOUS ELECTRICAL COMPONENTS								
	Battery Disconnect Switch	Replace		1.50				17	
	24-Volt Battery Charger	Replace		1.25				17	
	Battery Box and Bracket	Replace		1.75				15, 17	
	120-Volt Receptacle	Replace		1.00				17	
	Blackout Relay(s)	Replace		1.00				17	
	Terminal Block (Pass Through)	Replace		2.00				17	
	Cab Power Distribution Block Circuit Breaker	Replace		0.75				17	
	Cab Power Distribution Block Diode	Replace		0.75				17	
	Cab Power Distribution Block Relay(s)	Replace		0.75				17	
	Direct Tank Fill Valve Control	Replace		0.75				17	
	Discharge Pressure Transducer	Replace		0.30				17	
	Door Switch	Replace		0.40				17	
Hose Reel	Replace		2.50				17		

Table 1. Maintenance Allocation Chart (MAC) for HEWATT. (Continued)

(1) Group Number	(2) Component/ Assembly	(3) Maintenance Function	(4) Maintenance Level					(5) Tools and Test Equipment Ref Code	(6) Remarks Code
			Field			Sustainment			
			Crew	Service	Field	Below Depot	Depot		
			C	O	F	H	D		
	Electrically-Operated Ball Valve Electric Motor and Drive Assembly	Replace		3.0				17	
	Electrically-Operated Ball Valve Seats and Preformed Packing	Replace		3.50				17	
	Flow Sensor	Replace		1.00				15, 17	
	High Amperage Cable(s)	Replace		1.50				17	
	Hose Reel Circuit Breaker	Replace		0.75				17	
	Reel Rewind Switch	Replace		0.50				17	
	Hose Reel Solenoid	Replace		0.75				17	
	Inline Fuse	Replace		*				17	A
	Intercom	Replace		1.50				17	
	Intercom Cables and Connectors	Replace		2.00				17	
	Intercom Headset Hangers	Replace		0.50				17	
	Portable Handheld Radio and Charger	Replace		0.50				17	
	Power Cable Assembly (SINCGARS)	Replace		1.50				17	
	Streamlight and Charger	Replace		0.50				17	
	Pump House Power Distribution Block Circuit Breaker	Replace		0.50				17	
	Pump House Power Distribution Block Relay	Replace		0.50				17	
	Pump House Power Distribution Box	Replace		1.50				17	
	Pump Input and Discharge Pressure Transducers	Replace		0.75				17	
	Rear Step Buzzer Button and Cable	Replace		0.50				17	
	Rear Step Buzzer Button Compartment	Replace		0.75				17	
	Shoreline Inlet Receptacle	Replace		1.50				17	
	Shutoff Control Valve Diode	Replace		0.75				17	
	Shutoff Control Valve Manifold	Replace		1.50				17	

Table 1. Maintenance Allocation Chart (MAC) for HEWATT. (Continued)

(1) Group Number	(2) Component/ Assembly	(3) Maintenance Function	(4) Maintenance Level					(5) Tools and Test Equipment Ref Code	(6) Remarks Code
			Field			Sustainment			
			Crew	Service	Field	Below Depot	Depot		
			C	O	F	H	D		
	Shutoff Control Valve	Replace		1.75				17	
	Cover, Door, and Electronic Mounting Base (SINCGARS)	Replace		0.75				17	
	Speaker	Replace		0.75				17	
	Terminal Block	Replace		1.50				17	
	Thermal Relief Valve Switch	Replace		0.75				17	
	Two-Way Radio	Replace		0.75				17	
	Windshield Deluge Motor	Replace		2.00				17	
	Bumper Turret Wire Harness	Replace		3.50				17	
	Cab Foam Tank Level Indicator Wire Harness	Replace		2.00				17	
	Cab Instrument Panel Wire Harness	Replace		3.50				17	
	Cab Power Distribution Wire Harness and Block	Replace		4.00				17	
	Cab Pump Control Wire Harness	Replace		4.00				17	
	Cab Roof Wire Harness	Replace		3.00				17	
	Cab Water Tank Level Indicator Wire Harness	Replace		2.00				17	
	Direct Tank Fill Valve Wire Harness	Replace		3.00				17	
	Discharge Valve Control Wire Harness	Replace		1.50				17	
	Driver Side Auxiliary Inlet Valve Control Wire Harness	Replace		2.00				17	
	Driver Side Body Wire Harness	Replace		1.50				17	
	Lightbar Flasher Unit	Replace		1.50				5, 6, 16	
	Pressure Governor ECU	Replace		1.25				17	
	Intercom Wire Harness	Replace		1.00				17	
	Lightbar Cable Assembly, Branch	Replace		1.50				17	
	Lightbar Cable Assembly	Replace		1.75				17	
	Main Wire Harness	Replace		12.00				17	

Table 1. Maintenance Allocation Chart (MAC) for HEWATT. (Continued)

(1) Group Number	(2) Component/ Assembly	(3) Maintenance Function	(4) Maintenance Level					(5) Tools and Test Equipment Ref Code	(6) Remarks Code
			Field			Sustainment			
			Crew	Service	Field	Below Depot	Depot		
			C	O	F	H	D		
7627	No. 1 Driver Side Flow Sensor Wire Harness	Replace		2.00				17	
	No. 1 Driver Side Pressure Transducer Wire Harness	Replace		2.00				17	
	No. 2 Passenger Side Flow Sensor Wire Harness	Replace		2.00				17	
	No. 2 Passenger Side Pressure Transducer Wire Harness	Replace		2.25				17	
	Passenger Side Auxiliary Inlet Valve Control Wire Harness	Replace		1.50				17	
	Passenger Side Body Wire Harness	Replace		1.50				17	
	Power Distribution Wire Harness and Block	Replace		1.50				17	
	Primer Pump Control Solenoid	Replace		1.00				17	
	Pump House B+ Stud	Replace		0.50				17	
	Pump House Wire Harness	Replace		8.00				17	
	Pump Operator's Panel Wire Harness	Replace		8.00				17	
	Water Tank Fill & Re-Circulating Line Valve Control Wire Harness	Replace		2.00				17	
	Water Tank Level Auto Fill Control Wire Harness	Replace		2.50				17	
	Waterproof Splice Box	Replace		1.00				17	
	HEATER, VEHICULAR COMPARTMENT								
	Pump House Heater Test Switch	Replace		0.70				17	
	Pump House Heater Diagnostic Switch	Replace		0.70				17	
	Pump House Heater Thermal Switch	Replace		0.30				17	
	Heater Fuel Pump	Replace		1.00				4, 17	
	Heater Fuel Tank Pickup	Replace		4.00				17	
Pump House Heater	Replace		1.50				17		

Table 1. Maintenance Allocation Chart (MAC) for HEWATT. (Continued)

(1) Group Number	(2) Component/ Assembly	(3) Maintenance Function	(4) Maintenance Level					(5) Tools and Test Equipment Ref Code	(6) Remarks Code
			Field			Sustainment			
			Crew	Service	Field	Below Depot	Depot		
			C	O	F	H	D		
7630	PIPING, WATER AND FOAM								
	Direct Tank Fill Valve	Replace		2.00				15, 17	
	Bumper Turret Valve	Replace		1.10				17	
	Coupling	Replace		1.00				17	
	No. 1 Driver Side Discharge Valve	Replace		2.50				17	
	No. 2 Passenger Side Discharge Valve	Replace		2.00				17	
	Hose Reel Hose	Replace		0.20				17	
	Hose Reel Discharge Valve	Replace		1.50				17	
	Pump Cooler (Dump-To-Ground) Valve	Replace		0.75				17	
	Plumbing, Hoses, and Piping	Replace		*				17	A
	Pump Drain Valve	Replace		1.50				17	
	Tank-To-Pump Valve	Replace		1.50				17	
	Under Truck Nozzles Valve	Replace		1.00				17	
	Windshield Deluge Automatic Drain Valve	Replace		1.50				17	
7635	SPECIAL PURPOSE BODY								
	Cab Step	Replace		1.00				17	
	Decal and Data Plate	Replace		*				17	A
	First Aid Kit Mounting Bracket	Replace		0.50				17	
	Grab Handle	Replace		0.75				17	
	Hose Bed Assembly	Replace		1.50				17	
	Hose Bed Divider	Replace		0.90				17	
	Hose Reel Guides	Replace		0.50				17	
	Hose Reel Motor	Replace		5.00				17	
	Hose Restraint Netting	Replace		0.40				17	
	Light Bezel(s)	Replace		*				17	
	Light Bezel Cover(s)	Replace		0.25				17	
	Pneumatic Spring	Replace		0.75				17	

Table 1. Maintenance Allocation Chart (MAC) for HEWATT. (Continued)

(1) Group Number	(2) Component/ Assembly	(3) Maintenance Function	(4) Maintenance Level					(5) Tools and Test Equipment Ref Code	(6) Remarks Code
			Field			Sustainment			
			Crew	Service	Field	Below Depot	Depot		
			C	O	F	H	D		
	Portable Water Tank Stowage Compartment	Removal		1.50				17	
	Pump House Access Door(s)	Replace		0.40				17	
	Pump House Panel(s)	Replace		*				17	A
	Pump House Assembly	Replace		12.00				1, 4, 15, 17	
	Pump House Frame	Replace		*				17	A
	Pump Operator's Panel Housing	Replace		1.70				4, 17	
	Rear Access Ladder	Replace		0.30				17	
	Rear Hard Lift	Replace		3.00				15, 17	
	Rear Splash Guard	Replace		0.20				17	
	SCBA Seat	Replace		2.00				15, 17	
	SCBA Seat Belt	Replace		0.75				15, 17	
	Small Compartment Door(s)	Replace		1.50				17	
	Spreader Bar Bracket	Replace		1.25				17	
	Stowage Compartment Door(s) and Stay Arm	Replace		1.35				17	
	Stowage Compartment Door(s) Latch	Replace		1.00				17	
		Adjust		0.20				17	
	Stowage Compartment (Bottom Front Passenger Side)	Replace		0.80				17	
	Stowage Compartment (Lower Front Driver Side)	Replace		1.50				17	
	Stowage Compartment (Lower Rear Driver Side)	Replace		1.80				17	
	Stowage Compartment (Lower Rear Passenger Side)	Replace		1.60				17	
	Stowage Compartment (Top Front Driver Side)	Replace		1.60				17	
	Stowage Compartment (Top Front Passenger Side)	Replace		2.20				17	

Table 1. Maintenance Allocation Chart (MAC) for HEWATT. (Continued)

(1) Group Number	(2) Component/ Assembly	(3) Maintenance Function	(4) Maintenance Level					(5) Tools and Test Equipment Ref Code	(6) Remarks Code
			Field			Sustainment			
			Crew	Service	Field	Below Depot	Depot		
			C	O	F	H	D		
7636	Stowage Compartment (Top Rear Passenger Side)	Replace		1.60				17	
	Top Stowage Compartment Door(s)	Replace		2.00				17	
	Threaded Screw Insert	Replace		0.20				13, 17	
	Transmission Dipstick and Tube	Replace		1.00				17	
	Walkway Grating	Replace		1.00				17	
	Wheel Chocks Stowage Compartment	Replace		0.75				17	
	Windshield Deluge Pump House Strainer Screen	Replace		0.75				17	
	Windshield Deluge Nozzle(s)	Replace		0.30				17	
	Wire Harness Mounting Bracket	Replace		*				17	A
	Wire Rope	Replace		0.75				2, 17	
7639	MOUNTING BRACKETS, FUEL TANK, AND AIR RESERVOIR								
	Air Reservoir	Replace		1.50				17	
	Bumper Turret Mount	Replace		1.50				17	
	Fuel Tank Bracket	Replace		3.00				17	
	Spanner and Hydrant Wrench Holder	Replace		0.75				17	
	FIXED FIREFIGHTING EQUIPMENT								
	Air Lines and Fittings	Replace		*				17	A
	Bumper Turret Controls	Replace		1.00				17	
	Bumper Turret Junction Box	Replace		2.50				17	
	Bumper Turret	Repair		1.50				17	
	Replace		2.25				17		
	Repair		2.00				17		
	Adjust		1.00				17		
Siren Control	Replace		2.00				17		
Test Gauge Panel	Replace		1.25				17		

Table 1. Maintenance Allocation Chart (MAC) for HEWATT. (Continued)

(1) Group Number	(2) Component/ Assembly	(3) Maintenance Function	(4) Maintenance Level					(5) Tools and Test Equipment Ref Code	(6) Remarks Code
			Field			Sustainment			
			Crew	Service	Field	Below Depot	Depot		
			C	O	F	H	D		
	Tire Inflator Connectors	Replace		0.75				17	
	Under Truck Nozzles Assembly	Replace		1.00				17	
	Water Pump Blow-Out Component(s)	Replace		2.00				17	
	Windshield Deluge Shutoff Valve and Strainer Assembly	Replace		2.50				17	

Table 2. Tools and Test Equipment for HEWATT.

Tool or Test Equipment	Maintenance Level	Nomenclature	National Stock Number	Tool Number
1	F	Cap Set, Protective	5340-00-450-5718	10935405
2	F	Crimping Tool	5120-01-165-3910	615717
3	F	Crows Foot, 10 mm, 0.25 in		TMRH10
4	O	Drain Pan	4910-00-387-9592	17942
5	F	Drill, Electric, Portable 1/4 in.	5130-00-889-8993	1070
6	F	Drill Set, Twist	5133-00-449-6775	GGG-D-751
7	F	Gauge Adapter		4-4 G6L-S
8	F	Gauge, Pressure, Dial	6685-01-368-7134	356019
9	F	Hose, Assembly, Non Metallic	4720-01-359-2411	FN704MMM0930150AB
10	F	Installation Tool, Electrical	5120-00-915-4587	
11	F	Installation Tool, Electrical	5120-00-915-4588	
12	F	Installation Tool, Electrical	5120-00-157-3138	
13	F	Installation Tool, (AVK)	5120-01-528-5343	AA184-1032
14	F	Lead Set, Test	6625-01-518-5310	GM2528A
15	F	Standard Automotive Tool Set (SATS)	4910-01-490-6453	SC4910-95-A81
16	F	Tool Kit, Blind Rivet	5180-01-201-4978	D-100-MIL-1
17	O	Tool Kit, General Mechanic's: Automotive	5180-01-483-0249	12B470000-1

Table 3. Remarks for HEWATT.

Remark Code	Remarks
A	No specific times established. Times required for replacement or repair will depend on extent of work required.
B	No specific times established. Times required for test will depend on extent of testing required.

END OF WORK PACKAGE

FIELD LEVEL MAINTENANCE
COMPONENT OF END ITEM (COEI) AND BASIC ISSUE ITEMS (BII)

COMPONENTS OF END ITEM (COEI) AND BASIC ISSUE ITEMS (BII) LISTS INTRODUCTION
Scope

This work package lists COEI and BII for the HEWATT to help you inventory items for safe and efficient operation of the equipment.

General

The COEI and BII information is divided into the following lists:

Components of End Item (COEI). This list is for information purposes only and is not authority to requisition replacements. These items are part of the HEWATT. As part of the end item, these items must be with the end item whenever it is issued or transferred between property accounts. Items of COEI are removed and separately packaged for transportation or shipment only when necessary. Illustrations are furnished to help you find and identify the items.

Basis Issue Items (BII). These essential items are required to place the HEWATT in operation, operate it, and to do emergency repairs. Although shipped separately packaged, BII must be with the HEWATT during operation and when it is transferred between property accounts. Listing these items is your authority to request/requisition them for replacement based on authorization of the end item by the TOE/MTOE. Illustrations are furnished to help you find and identify the items.

Explanation of Columns in the COEI List and BII List

Column (1) Illus Number. Gives you the number of the item illustrated.

Column (2) National Stock Number (NSN). Identifies the stock number of the item to be used for requisitioning purposes.

Column (3) Description, Part Number/(CAGEC). Identifies the Federal item name (in all capital letters), followed by a minimum description when needed. The stowage location of COEI and BII is also included in the column. The last line below the description is the part number and the Commercial and Government Entity Code (CAGEC) (in parentheses).


Column (4) Usable on Code. When applicable, gives you a code if the item you need is not the same for different models of equipment. These codes are identified below:

Code	Used On
HWT	HEWATT

Column (5) U/I. Unit of Issue (U/I) indicates the physical measurement or count of the item as issued per the National Stock Number (NSN) shown in column (2).


Column (6) Qty Rqr. Indicates the quantity required.

Table 1. Components of End Item.




(1) Illus Number	(2) National Stock Number (NSN)	(3) Description, Part Number/ (CAGEC)	(4) Usable On Code	(5) U/I	(6) Qty Rqr
1	4730-01-518-0467	ADAPTER 5 in. STORZ x 5 in. STZ, 5 in. FHN (in stowage compartment D1) S-54 (8T694)	HWT	EA	2
2	4210-00-488-8402	ADAPTER, QUICK DISC, 2.5 in. FNST, double swivel (in stowage compartment D2) F327A (20266)	HWT	EA	2
3	4210-01-518-1284	ADAPTER, QUICK DISC, 2.5 in. MNST, double threaded (in stowage compartment D2) 1226968 (04664)	HWT	EA	2
4	5985-01-077-0785	ANTENNA, SINGGARS, (2 pcs) (in stowage compartment T2)			1
5		FOL-DA-TANK, 2500 gal. (in stowage compartment R3) FDT-2500-ALUM (11870)	HWT	EA	1

Table 1. Components of End Item. (Continued)




(1) Illus Number	(2) National Stock Number (NSN)	(3) Description, Part Number/ (CAGEC)	(4) Usable On Code	(5) U/I	(6) Qty Rqr
6		HANDLE, HOSE REEL (in stowage compartment T2) 9914-0011 (92858)	HWT	EA	1
7	4210-01-518-0984	HOSE, ASSEMBLY NONME, suction soft 5 in. x 20 ft. (in stowage compartment D1) 1365350 (04664)	HWT	EA	1
8		HOSE, BOOST, 1 in. w/coupling, 800 psi, 200 ft., (on hose reel) 51-2922 (04664)	HWT	EA	1
9	4210-01-518-0992	HOSE, DISCHARGE SOFT, 3 in. x 50 ft. sections of double jacketed NFPA hose (2.5 in. connections) (in stowage compartment T4) 1212097-50 (04664)	HWT	EA	8
10		HOSE, FOAM TANK DRAIN (in stowage compartment T2) 1682915 (04664)	HWT	EA	1

Table 1. Components of End Item. (Continued)




(1) Illus Number	(2) National Stock Number (NSN)	(3) Description, Part Number/ (CAGEC)	(4) Usable On Code	(5) U/I	(6) Qty Rqr
11		HOSE, SUCTION HARD 5 in. x 15 ft. (in stowage compartments R1 and R2) 1663073 (04664)	HWT	EA	2
12	4210-01-518-2599	NOZZLE, FIRE HOSE, Automatic, Handline, 2.5 in. NST, pistol grip (in stowage compartment D4) 1364948 (04664)	HWT	EA	2
13		NOZZLE, FIRE HOSE, TFT, automatic Handline, w/grip 1659835 (04664)	HWT	EA	1
14	4210-00160-9855	PLUG, HOSE, 2.5 in. w/chain (in stowage compartment D1) 1242002-0006 (04664)	HWT	EA	1

Table 1. Components of End Item. (Continued)



(1) Illus Number	(2) National Stock Number (NSN)	(3) Description, Part Number/ (CAGEC)	(4) Usable On Code	(5) U/I	(6) Qty Rqr
15	4210-01-518-0908	SIAMESE CONNECTION, 2 - 2.5 in. FNST X 4 in. FNST (in stowage compartment D1) 1267 (00912)	HWT	EA	1
16	4210-01-518-2599	Spreader Bar 1405740 (04664)	HWT	EA	1
17		Spreader Bar Shackle Assembly 1706700 (04664)	HWT	EA	2

Table 2. Basic Issue Items.




(1) Illus Number	(2) National Stock Number (NSN)	(3) Description, Part Number/ (CAGEC)	(4) Usable On Code	(5) U/I	(6) Qty Rqr
1	2540-01-518-1001	CHOCK, WHEEL-TRACK, Zico folding (in stowage compartment D3) SAC-44-ME (51010)	HWT	EA	2
2		CORD EXTENSION 20-AMP, 75 ft. (in stowage compartment T2) 1489058 (04664)	HWT	EA	1
3		HEADSET (in cab) 105-0192-00 (0SEA5)	HWT	EA	1
4		HEADSET (in cab) SE-8 105-0196-00 (0SEA5)	HWT	EA	1

Table 2. Basic Issue Items. (Continued)



(1) Illus Number	(2) National Stock Number (NSN)	(3) Description, Part Number/ (CAGEC)	(4) Usable On Code	(5) U/I	(6) Qty Rqr
5	5120-00-293-3399	MALLET, RUBBER, (in stowage compartment T2) (80244) 1179780	HWT	EA	1
6	5820-01-518-2921	RECEIVER/TRANS (portable handset in cab) HT 1250 (OB1A3)	HWT	EA	2
7	6230-01-516-9420	SPOTLIGHT, streamlight (in stowage compartment P1) 45451 (56654)	HWT	EA	2
8		STRAINER, FLOATING, 5 in. ZICO 2035 (in stowage compartment P2) FDS-500-NST (51010)	HWT	EA	1

Table 2. Basic Issue Items. (Continued)



(1) Illus Number	(2) National Stock Number (NSN)	(3) Description, Part Number/ (CAGEC)	(4) Usable On Code	(5) U/I	(6) Qty Rqr
9	5120-01-518-6793	WRENCH SET, SPANNER REDHEAD (in stowage compartment D2) S-146-2 (8T694)	HWT		1
10	5120-01-518-6794	WRENCH SET, SPANNER REDHEAD (in stowage compartment D2) 148-3 105 wrenches (8T694)	HWT		1

END OF WORK PACKAGE

FIELD LEVEL MAINTENANCE
EXPENDABLE AND DURABLE ITEMS LIST

SCOPE

This appendix lists expendable and durable supplies and materials you will need to operate and maintain the HEWATT. This listing is for informational purposes only and is not authority to requisition the listed items. These items are authorized to you by CTA 50-970, Expendable/Durable Items (Except Medical, Class V, Repair Parts, and Heraldic Items), or CTA 8-100, Army Medical Department Expendable/Durable Items.

EXPLANATION OF COLUMNS

- a. Column (1) - Item Number.** This number is assigned to the entry in the listing and is referenced in Initial Setup to identify the material (e.g., Tags, Identification (WP 0401, Item 22)).
- b. Column (2) - Level.** This column identifies the lowest level of maintenance that requires the listed item.
- C - Operator/Crew
- F - Field Level Maintenance
- c. Column (3) - National Stock Number.** This is the National Stock Number assigned to the item; use it to request or requisition the item.
- d. Column (4) - Description.** Indicates the Federal Item name, part number, and the Commercial and Government Entity (CAGE) Code.
- e. Column (5) - Unit of Measure (U/M).** Indicates the measure used in performing the actual maintenance function. This measure is expressed by two-character alphabetical abbreviations (e.g., EA, IN, PR). If the unit of measure differs from the unit of issue, requisition the lowest unit of issue that will satisfy your requirements.

Table 1. Expendable and Durable Items List

(1) Item Number	(2) Level	(3) National Stock Number	(4) Description	(5) U/M
1	C	9150-01-363-1192	75W/90, Lubricating Oil, Gear, Synthetic (3U728), MIL 1 2105D	GT
2	C	8040-01-282-1332	Adhesive, RTV 732 (71984)	TU
3	C	8040-00-995-0590	Adhesive, Sealant, Silicone RTV (71984), SILASTIC 132 RTV	
4	C	8040-00-225-4548	Adhesive, Silicone	KT
5	C	8040-00-938-6860	Adhesive, Spray (04963), (81348), MMM-A-1058	
6	C	8040-01-250-3969	Adhesive, Thread, Locking, Loctite 242 (05972)	EA

Table 1. Expendable and Durable Items List (Continued)

(1) Item Number	(2) Level	(3) National Stock Number	(4) Description	(5) U/M
7	C	9150-01-079-6124	Cleaner, Lubricant A (MIL-L-63460)	BT
8	C		Cleaning Compound, Solvent MIL-PRF-680 (81349) TYPE II	
		6850-01-474-2319	1-gal can	GL
		6850-01-474-2317	5-gal can	GL
		6850-01-474-2316	55-gal drum	GL
			TYPE III	
		6850-01-474-2318	1-gal can	GL
		6850-01-474-2320	5-gal can	GL
		6850-01-474-2321	55-gal drum	GL
9	C	7920-00-044-9281	Cloth, Cleaning, Low-lint (58536), A-A-59323	BX
10	C	8030-00-063-7276	Compound, Sealing (71984), 1890	GL
11	C	8030-01-054-0740	Compound, Sealing, Pipe Thread, Loctite 592 (05972), 59231	
12	C		Defoaming Agent (04664) 95-0989	QT
13	C		Foam Class A (04664) 1182631	GL
14	C	9130-01-525-4050	Fuel, JP-8 (81349) MIL-DTL-83133 (Diesel)	BL
15	C		Grease, Automotive and Artillery GAA (81349), (MIL-G-10924)	
		9150-00-065-0029	2-1/4-oz. tube	OZ
		9150-01-197-7688		
		9150-01-197-7693	14-oz. cartridge, M-10924-B	OZ
		9150-01-197-7690	1-lb. can, M-10924-C	LB
		9150-01-197-7689	6.5-lb. can, M-10924-D	LB
		9150-01-197-7692	35-lb. can, M-10924-E	LB
		9150-01-197-7691	120-lb. can, M-10924-F	LB
16	C		Grease, Spline Lubricant (Pierce 95-1999) 14 oz. tube	TU

Table 1. Expendable and Durable Items List (Continued)

(1) Item Number	(2) Level	(3) National Stock Number	(4) Description	(5) U/M
17	C	9150-00-189-6727	Hydraulic Oil, OE/HDO 10 (81349 MIL-L-2104 1 quart can	QT
		9150-01-177-3988	Hydraulic Oil, OE/HDO 10 (81349 MIL-L-2104 12 quart can	QT
		9150-00-191-2772	Hydraulic Oil, OE/HDO 10 (81349 MIL-L-2104 55 gallon drum	GL
		9150-00-183-7807	Hydraulic Oil, OE/HDO 10 (81349 MIL-L-2104 Bulk	GL
18	C	5970-01-342-1742	Insulation Sleeving (Heat Shrink) (00779), 603314-4	EA
19	C	8010-00-246-6112	Mineral Spirits (81349), MIL-PRF-680	GL
20	C		Oil, Lubricating, Internal Combustion Engine, Tactical Service (81349), (MIL-L-2104), (OE/HDO 15W/40)	
		9150-01-152-4117	1-qt. can, MIL-PRF-2104	QT
		9150-01-178-4725	24-qt. box, MIL-PRF-2104	QT
		9150-01-152-4118	5-gal. can, MIL-PRF-2104	GL
		9150-01-152-4119	55-gal. drum, M2104-5-15W/40	GL
21	C	6850-00-294-0860	Silicone Compound, Lubricant, 5-oz. tube (71984), DC 111 (03CA3), PST-511	TU
22	C	8135-00-178-9200	Tags, Identification (58536), (MIL-T-12755), A-A-1916 1000 per ctn.	CT
23	C	5970-00-644-3167	Tape, Insulation, Electrical, 3/4" wide, 1020 inch long, TL83, (80063)	RO
24	C	3930-01-513-8761	Tape, Teflon (1YHH8), 8526053	EA
25	C	5975-01-034-5871	Ties, Cable, Plastic (81343), MS3367-7-0	

END OF WORK PACKAGE

INDEX

Subject

WP Sequence No.-Page No.

Numerics

120-Volt Receptacle	
Installation	WP 0237-4
Removal	WP 0237-1
12-Volt Handheld Radio Charger(s) Does Not Operate	WP 0111-1
12-Volt Streamlight Charger(s) Does Not Operate	WP 0112-1
24-Volt Battery Charger	
Installation	WP 0235-5
Removal	WP 0235-1
24-Volt Battery Charger Does Not Operate	WP 0043-1
24-Volt Battery Charger Does Not Operate Properly	WP 0113-1

A

Air Lines and Fittings	
Air Hose Fittings	WP 0375-1
Air Hose Replacement	WP 0375-3
Air Reservoir	
Installation	WP 0371-4
Removal	WP 0371-1

B

Basic Issue Items (BII)	WP 0400-1
Batteries	
Connect	WP 0007-1
Disconnect	WP 0007-1
Battery Box and Bracket	
Installation	WP 0236-3
Removal	WP 0236-1
Battery Disconnect Switch	
Installation	WP 0234-3
Removal	WP 0234-1
Blackout Relay(s)	
Installation	WP 0238-2
Removal	WP 0238-1
Bumper Turret	
Assembly	WP 0380-6
Bumper Turret Nozzle Speed Adjustment	WP 0130-4
Bumper Turret Vertical Speed Adjustment	WP 0130-1
Disassembly	WP 0380-2
Installation	WP 0379-2
Removal	WP 0379-1
Repair	WP 0380-1
Bumper Turret Auto Drain Valve	
Installation	WP 0168-2
Removal	WP 0168-1

INDEX (CONTINUED)

<u>Subject</u>	<u>WP Sequence No.-Page No.</u>
Bumper Turret Controls	
Installation	WP 0376-3
Removal	WP 0376-1
Bumper Turret Does Not Operate Properly When Selected	WP 0062-1
Bumper Turret Foam Metering Valve and Orifice	
Removal	WP 0171-1
Bumper Turret Junction Box	
Assembly	WP 0378-5
Disassembly	WP 0378-1
Installation	WP 0377-4
Removal	WP 0377-1
Repair	WP 0378-1
Bumper Turret Mount	
Installation	WP 0372-2
Removal	WP 0372-1
Bumper Turret Operation	WP 0026-1
Bumper Turret Valve	
Installation	WP 0314-2
Removal	WP 0314-1
Bumper Turret Wire Harness	
Installation	WP 0277-3
Removal	WP 0277-1

C

Cab 1-2-3 Signal Indicator Lamp	
Installation	WP 0200-1
Removal	WP 0200-1
Cab 1-2-3 Signal Indicator Lamp Holder	
Installation	WP 0199-2
Removal	WP 0199-1
Cab Clearance Lights and Bracket	
Installation	WP 0221-3
Removal	WP 0221-1
Cab Dome Light(s) Does Not Operate	WP 0110-1
Cab Foam Tank Level Indicator Wire Harness	
Installation	WP 0278-2
Removal	WP 0278-1
Cab Front Lightbar	
Installation	WP 0222-4
Removal	WP 0222-1
Cab High Idle Switch and Indicator	
Installation	WP 0215-3
Removal	WP 0215-1

INDEX (CONTINUED)

<u>Subject</u>	<u>WP Sequence No.-Page No.</u>
Cab Instrument Panel	
Cab Instrument Panel C Installation	WP 0203-23
Cab Instrument Panel D Installation	WP 0203-27
Cab Instrument Panel D Removal	WP 0203-27
Cab Instrument Panel E Installation	WP 0203-30
Cab Instrument Panel E Removal	WP 0203-28
Panel A Installation	WP 0203-6
Panel A Removal	WP 0203-2
Panel B Installation	WP 0203-15
Panel B Removal	WP 0203-11
Panel C Removal	WP 0203-19
Cab Instrument Panel Assembly	
Installation	WP 0202-11
Removal	WP 0202-1
Cab Instrument Panel Wire Harness	
Installation	WP 0279-8
Removal	WP 0279-1
Cab Lightbar	
Cab Front Lightbar Assembly	WP 0224-5
Cab Front Lightbar Disassembly	WP 0224-4
Cab Side Lightbar Assembly	WP 0224-3
Cab Side Lightbar Disassembly	WP 0224-1
Cab Panel Indicator	
Installation	WP 0196-2
Removal	WP 0196-1
Cab Power Distribution Block Circuit Breaker	
Installation	WP 0240-1
Removal	WP 0240-1
Cab Power Distribution Block Diode	
Installation	WP 0241-1
Removal	WP 0241-1
Cab Power Distribution Block Relay(s)	
Installation	WP 0242-2
Removal	WP 0242-1
Cab Power Distribution Wire Harness and Block	
Installation	WP 0280-6
Removal	WP 0280-1
Cab Pressure Governor Control	
Installation	WP 0195-3
Removal	WP 0195-1
Cab Pump Control Wire Harness	
Installation	WP 0281-5
Removal	WP 0281-1
Cab Rocker Switch	
Installation	WP 0197-2
Removal	WP 0197-1
Cab Roof Wire Harness	
Installation	WP 0282-3
Removal	WP 0282-1

INDEX (CONTINUED)

<u>Subject</u>	<u>WP Sequence No.-Page No.</u>
Cab Side Lightbar	
Installation	WP 0223-2
Removal	WP 0223-1
Cab Step	
Installation	WP 0327-4
Removal	WP 0327-1
Cab Switch Backlighting Does Not Operate	WP 0084-1
Cab Water and/or Foam Level Gauge(s)	
Installation	WP 0198-2
Removal	WP 0198-1
Cab Water Tank Level Indicator Wire Harness	
Installation	WP 0283-2
Removal	WP 0283-1
CHECK FOR OPEN COMPARTMENT DOORS WHEN LIGHT IS ON Indicator	
Installation	WP 0193-1
Removal	WP 0193-1
CHECK FOR OPEN COMPARTMENT DOORS WHEN LIGHT IS ON Indicator	
Does Not Operate Properly	WP 0087-1
CHECK FOR OPEN COMPARTMENT DOORS WHEN LIGHT IS ON Indicator Flashes	WP 0044-1
Clearance and/or Directional Light(s) Does Not Operate	WP 0114-1
Compartment Doors	
Draw Latch, Close	WP 0008-4
Draw Latch, Open	WP 0008-4
D-Ring Handle, Close	WP 0008-1
D-Ring Handle, Open	WP 0008-1
Hose Bed Cover, Close	WP 0008-5
Hose Bed Cover, Open	WP 0008-5
Lift-Turn Latch, Close	WP 0008-3
Lift-Turn Latch, Open	WP 0008-3
Component of End Item (COEI) and Basic Issue Items (BII)	WP 0400-1

INDEX (CONTINUED)

<u>Subject</u>	<u>WP Sequence No.-Page No.</u>
Controls and Indicators	
Bumper Turret Controls	WP 0004-7
Cab Instrument Panel - Lower Left	WP 0004-2
Cab Instrument Panel - Lower Right	WP 0004-3
Cab Instrument Panel - Upper Left	WP 0004-1
Cab Instrument Panel - Upper Right/Electronic Siren Controls	WP 0004-5
Cab Instrument Panel - Upper Right/Radio	WP 0004-4
Cab/Pump Operator's Panel Pressure Governor Controls	WP 0004-15
Driver Side - Pump House	WP 0004-16
Driver Side - Rear Vehicle	WP 0004-20
Passenger Side - Pump House	WP 0004-18
Personnel Cab	WP 0004-6
Personnel Cab - Center Console	WP 0004-9
Pump House Top	WP 0004-21
Pump Operator's Panel - Center Left	WP 0004-11
Pump Operator's Panel - Electronic Metering Valves	WP 0004-14
Pump Operator's Panel - Electronic Valves	WP 0004-13
Pump Operator's Panel - Left	WP 0004-10
Pump Operator's Panel - Upper Center/Bottom Right	WP 0004-12
Vehicle Water Tank Body - Rear/Sides	WP 0004-22
Controls and Indicators Introduction	WP 0004-1
Coupling	
Installation	WP 0315-2
Removal	WP 0315-1
Cover, Door, and Electronic Mounting Base (SINCGARS)	
Installation	WP 0271-2
Removal	WP 0271-1
D	
Decal And Data Plate	
Data Plate Installation	WP 0328-4
Data Plate Removal	WP 0328-3
Decal Plate Installation	WP 0328-2
Decal Plate Removal	WP 0328-1
Direct Tank Fill AUTO Indicator Does Not Illuminate (Pump Operator's Panel)	WP 0085-1
Direct Tank Fill OPEN Indicator Does Not Illuminate (Pump Operator's Panel)	WP 0086-1
Direct Tank Fill Valve	
Installation	WP 0313-3
Removal	WP 0313-1
Direct Tank Fill Valve Control	
Installation	WP 0243-3
Removal	WP 0243-1
Direct Tank Fill Valve Does Not Operate Properly (Auto or Manual Mode)	WP 0063-1
Direct Tank Fill Valve Wire Harness	
Installation	WP 0284-3
Removal	WP 0284-1

INDEX (CONTINUED)

<u>Subject</u>	<u>WP Sequence No.-Page No.</u>
Discharge Pressure Transducer	
Installation	WP 0244-2
Removal	WP 0244-1
Discharge Valve Control Wire Harness	
Installation	WP 0285-3
Removal	WP 0285-1
Discharges Have Abnormal Water Stream	WP 0054-1
Dome Light	
Installation	WP 0233-2
Removal	WP 0233-1
Door Latch Striker	
Lower Stowage Compartment Door Latch Striker Adjustment	WP 0129-1
Upper Stowage Compartment Door Latch Striker Adjustment	WP 0129-2
Door Switch	
Adjustment	WP 0245-2
Installation	WP 0245-1
Removal	WP 0245-1
Drain Valves or Main Inlet Cap Leaking During Pumping Operations	WP 0051-1
Driver Side Auxiliary Inlet Drain Valve	
Installation	WP 0158-3
Removal	WP 0158-1
Driver Side Auxiliary Inlet Valve Control Wire Harness	
Installation	WP 0286-2
Removal	WP 0286-1
Driver Side Auxiliary Inlet Valve Does Not Operate Properly	WP 0064-1
Driver Side Body Wire Harness	
Installation	WP 0287-6
Removal	WP 0287-1
Driver Side Scene Light(s) Does Not Operate	WP 0106-1
Driver Side Stowage Compartment Striplight(s) Does Not Operate	WP 0115-1

E

Electrically-Operated Ball Valve Electric Motor and Drive Assembly	
Installation	WP 0247-2
Removal	WP 0247-1
Electrically-Operated Ball Valve Seats and Preformed Packing	
Installation	WP 0248-2
Removal	WP 0248-1
Equipment Description and Data	
Equipment Characteristics, Capabilities, and Features	WP 0002-1
Equipment Data	WP 0002-4
Location and Description of Major Components	WP 0002-2
Expendable Supplies and Materials List	WP 0401-1

INDEX (CONTINUED)

<u>Subject</u>	<u>WP Sequence No.-Page No.</u>
F	
First Aid Kit Mounting Bracket	
Installation	WP 0329-2
Removal	WP 0329-1
Flow Sensor	
Installation	WP 0249-2
Removal	WP 0249-1
Foam Agent	
Draining/Flushing Foam Agent Tank	WP 0021-3
Filling Foam Agent Tank	WP 0021-1
FOAM FLUSH Indicator Does Not Illuminate (Pump Operator's Panel)	WP 0088-1
Foam Not Delivered From All Systems (Bumper Turret, Under Truck Nozzles, and Manual Metering Controls) or System Does Not Shut Off	WP 0056-1
Foam Not Delivered From Bumper Turret	WP 0057-1
Foam Not Delivered From Under Truck Nozzles	WP 0058-1
Foam Not Delivered When Manual Metering Control Is Operated	WP 0059-1
Foam System and Instrument Panel Standby Mode	
Foam System-Standby Mode	WP 0022-1
Instrument Panel - Standby Mode	WP 0022-2
Foam System Cannot Be Flushed	WP 0060-1
Foam System Does Not Operate	WP 0046-1
Foam System Eductor	
Installation	WP 0175-3
Removal	WP 0175-1
Foam System Eductor Valve	
Installation	WP 0176-2
Removal	WP 0176-1
Foam System Flush Valve	
Installation	WP 0177-2
Removal	WP 0177-1
Foam System Flushing	
Foam Agent Piping Flush	WP 0028-1
Foam System General Information	WP 0020-1
FOAM SYSTEM Indicator Does Not Illuminate (Cab)	WP 0089-1
FOAM SYSTEM Indicator Does Not Illuminate (Pump Operator's Panel)	WP 0090-1
Foam System Inlet Check Valve	
Installation	WP 0178-3
Removal	WP 0178-1
Foam System Manual Metering Valve	
Installation	WP 0179-5
Removal	WP 0179-1
Foam System Operating Procedures	
Starting Foam System Operation (Cab Instrument Panel)	WP 0023-1
Starting Foam System Operation (Pump Operator's Panel)	WP 0023-3
Stopping Foam System Operation (Cab Instrument Panel)	WP 0023-2

INDEX (CONTINUED)

<u>Subject</u>	<u>WP Sequence No.-Page No.</u>
Foam System Operating Procedures (Cab and Pump Operator's Panel)	
Foam System Deactivation/Clean-up	WP 0023-2
Stopping Foam System Operation (Pump Operator's Panel)	WP 0023-5
Foam System Service Valve	
Installation	WP 0180-2
Removal	WP 0180-1
Foam System Shutoff Valve	
Installation	WP 0174-2
Removal	WP 0174-1
Foam System Strainer(s)	
Foam System Eductor Strainer Installation	WP 0181-6
Foam System Eductor Strainer Removal	WP 0181-5
Foam System Flush Strainer Installation	WP 0181-4
Foam System Flush Strainer Removal	WP 0181-4
Foam System Supply Strainer Installation	WP 0181-2
Foam System Supply Strainer Removal	WP 0181-1
Foam Tank Drain Valve	
Installation	WP 0169-3
Removal	WP 0169-1
Foam Tank Fill Port Extension and Cover	
Installation	WP 0183-2
Removal	WP 0183-1
Foam Tank Level Indicator Gauge Does Not Operate Properly	WP 0061-1
Foam Tank Level Probe	
Installation	WP 0173-2
Removal	WP 0173-1
Foam Tank Pressure/Vacuum/Vent	
Installation	WP 0182-1
Removal	WP 0182-1
Foam/Water Tank Level Cover	
Installation	WP 0187-2
Removal	WP 0187-1
Fuel Tank Bracket	
Installation	WP 0373-2
Removal	WP 0373-1

INDEX (CONTINUED)

Subject **WP Sequence No.-Page No.**

G

General Information	
Corrosion Prevention and Control	WP 0001-2
Demolition By Mechanical Means	WP 0001-2
Demolition By Misuse	WP 0001-2
Destruction of Army Materiel To Prevent Enemy Use	WP 0001-2
List of Abbreviations/Acronyms	WP 0001-4
List of Warning Icons/Descriptions	WP 0001-5
Maintenance Forms, Records, and Reports	WP 0001-2
Nomenclature Cross-Reference List	WP 0001-3
Quality of Material	WP 0001-7
Repair Parts	WP 0001-8
Reporting Equipment Improvement Recommendations (EIR)	WP 0001-2
Scope	WP 0001-1
Warranty Information	WP 0001-3
Grab Handle	
Installation	WP 0330-1
Removal	WP 0330-1

H

Handheld Radio Battery Charger(s) Does Not Charge Batteries	WP 0052-1
Heater Fuel Pump	
Installation	WP 0310-2
Removal	WP 0310-1
Heater Fuel Tank Pickup	
Installation	WP 0311-2
Removal	WP 0311-1
High Amperage Cable(s)	
Installation	WP 0250-2
Removal	WP 0250-1
Hose Bed Assembly	
Installation	WP 0331-6
Removal	WP 0331-1
Hose Bed Divider	
Installation	WP 0332-2
Removal	WP 0332-1
Hose Reel	
Installation	WP 0246-6
Removal	WP 0246-1
Hose Reel Circuit Breaker	
Installation	WP 0251-2
Removal	WP 0251-1
Hose Reel Discharge Valve	
Installation	WP 0319-2
Removal	WP 0319-1
Hose Reel Discharge Valve Does Not Operate When Selected	WP 0066-1

INDEX (CONTINUED)

<u>Subject</u>	<u>WP Sequence No.-Page No.</u>
Hose REEL DISCHARGE Valve Indicator Does Not Illuminate (Pump Operator's Panel)	WP 0091-1
Hose Reel Guides	
Installation	WP 0333-4
Removal	WP 0333-1
Hose Reel Hose	
Installation	WP 0318-2
Removal	WP 0318-1
Hose Reel Motor	
Installation	WP 0334-2
Removal	WP 0334-1
Hose Reel Operation	WP 0024-1
Stowing Hose on Hose Reel (Powered Rewind)	WP 0024-3
Hose Reel Rewind Control Does Not Operate	WP 0065-1
Hose Reel Solenoid	
Installation	WP 0253-2
Removal	WP 0253-1
Hose Restraint Netting	
Installation	WP 0335-2
Removal	WP 0335-1
Hydraulic Heat Exchanger	
Installation	WP 0132-5
Removal	WP 0132-1
Hydraulic Heat Exchanger Bottom Shroud Panel	
Installation	WP 0133-2
Removal	WP 0133-1
Hydraulic Heat Exchanger Fan(s)	
Installation	WP 0134-2
Removal	WP 0134-1
Hydraulic Heat Exchanger Fan(s) Do Not Operate	WP 0055-1
Hydraulic Heat Exchanger Fan(s) Switch	
Installation	WP 0131-2
Removal	WP 0131-1
Hydraulic Heat Exchanger Shroud	
Shroud A Installation	WP 0135-2
Shroud A Removal	WP 0135-1
Shroud B Installation	WP 0135-4
Shroud B Removal	WP 0135-3
Shroud C Installation	WP 0135-6
Shroud C Removal	WP 0135-5
Shroud D Installation	WP 0135-7
Shroud D Removal	WP 0135-7
Hydraulic Hose	
Hydraulic Hoses	WP 0136-3
Typical Hydraulic Hose Installation	WP 0136-2
Typical Hydraulic Hose Removal	WP 0136-1
Hydraulic Oil Drain Mounting Bracket	
Installation	WP 0137-2
Removal	WP 0137-1

INDEX (CONTINUED)

<u>Subject</u>	<u>WP Sequence No.-Page No.</u>
Hydraulic Oil Filter	
Installation	WP 0138-2
Removal	WP 0138-1
Hydraulic Oil Filter Base	
Installation	WP 0139-6
Removal	WP 0139-2
Hydraulic Override Manifold	
Installation	WP 0140-6
Removal	WP 0140-2
Hydraulic Pressure Control	
Installation	WP 0141-3
Removal	WP 0141-1
Hydraulic Reservoir	
Drain	WP 0143-1
Fill	WP 0143-2
Hydraulic Reservoir and Bracket	
Installation	WP 0146-7
Removal	WP 0146-2
Hydraulic Reservoir Breather	
Installation	WP 0142-2
Removal	WP 0142-1
Hydraulic Reservoir Fluid Level Gauge	
Installation	WP 0144-2
Removal	WP 0144-1
Hydraulic Reservoir Fluid Level Switch	
Installation	WP 0145-2
Removal	WP 0145-1
Hydraulic Reservoir Strainer	
Installation	WP 0147-2
Removal	WP 0147-1
Hydraulic Reservoir Temperature Sensor	
Installation	WP 0148-2
Removal	WP 0148-1
Hydrostatic Charge Pump	
Installation	WP 0150-8
Removal	WP 0150-2
Hydrostatic Pump Motor	
Installation	WP 0149-5
Removal	WP 0149-2
I	
Illustrated List of Manufactured Items	WP 0387-1
Inlet Valve	
Installation	WP 0184-4
Removal	WP 0184-1

INDEX (CONTINUED)

<u>Subject</u>	<u>WP Sequence No.-Page No.</u>
Inline Fuse	
Installation	WP 0254-2
Removal	WP 0254-1
Intercom	
Installation	WP 0255-5
Removal	WP 0255-1
Intercom and Headsets Do Not Operate Properly	WP 0117-1
Intercom Cables and Connectors	
Installation	WP 0256-3
Removal	WP 0256-1
Intercom Headset Hangers	
Installation	WP 0257-2
Removal	WP 0257-1
Intercom Wire Harness	
Singars Interface Wire Harness Installation	WP 0290-2
Singars Interface Wire Harness Removal	WP 0290-1
Two-Way Radio Interface Wire Harness Installation	WP 0290-5
Two-Way Radio Interface Wire Harness Removal	WP 0290-4
 L 	
Light Bezel Cover(s)	
Driver Side Light Bezel Cover Installation	WP 0337-1
Driver Side Light Bezel Cover Removal	WP 0337-1
Passenger Side Light Bezel Cover Installation	WP 0337-2
Passenger Side Light Bezel Cover Removal	WP 0337-2
Light Bezel(s)	
Installation	WP 0336-2
Removal	WP 0336-1
Lightbar Cable Assembly	
Installation	WP 0292-5
Removal	WP 0292-1
Lightbar Cable Assembly Branch	
Installation	WP 0291-3
Removal	WP 0291-1
Lightbar Flasher Unit	
Installation	WP 0288-3
Removal	WP 0288-1
Lower Rear Marker Lights and Bracket	
Installation	WP 0225-2
Removal	WP 0225-1
Lubrication Instructions	
Preventive Maintenance Checks and Services (PMCS) Table	WP 0126-1

INDEX (CONTINUED)

Subject **WP Sequence No.-Page No.**

M

Main Wire Harness	
Installation	WP 0293-12
Removal	WP 0293-1
Maintenance Allocation Chart (MAC)	WP 0399-1
Maintenance Allocation Chart (MAC) Introduction	WP 0398-1
Maintenance General Introduction	
General Cleaning Instructions	WP 0127-5
General Inspection Instructions	WP 0127-8
General Installation Instructions	WP 0127-8
General Maintenance Procedures	WP 0127-3
General Removal Instructions	WP 0127-4
Inspection and Service Upon Receipt	WP 0127-2
Repair Parts	WP 0127-1
Scope	WP 0127-1
Special Tools, TMDE, And Support Equipment	WP 0127-1
Standard Army Tools And Equipment	WP 0127-1
Manual Bray Dump Valve(s)	
Installation	WP 0186-4
Removal	WP 0186-1
Manual Hose Reel Rewind	WP 0035-1
Manual Primer Handle	
Installation	WP 0162-2
Removal	WP 0162-1
Manual Priming Pump Operation	
Cab	WP 0036-1
Pump Operator's Panel	WP 0036-3

N

No. 1 Driver Side Discharge Drain Valve	
Installation	WP 0159-3
Removal	WP 0159-1
No. 1 Driver Side Discharge Valve	
Installation	WP 0316-4
Removal	WP 0316-1
No. 1 Driver Side Discharge Valve Does Not Operate Properly	WP 0067-1
No. 1 Driver Side Flow Sensor Wire Harness	
Installation	WP 0294-2
Removal	WP 0294-1
No. 1 Driver Side Pressure Transducer Wire Harness	
Installation	WP 0295-2
Removal	WP 0295-1
No. 2 Passenger Side Discharge Drain Valve	
Installation	WP 0160-3
Removal	WP 0160-1

INDEX (CONTINUED)

<u>Subject</u>	<u>WP Sequence No.-Page No.</u>
No. 2 Passenger Side Discharge Valve	
Installation	WP 0317-4
Removal	WP 0317-1
No. 2 Passenger Side Discharge Valve Does Not Operate Properly	WP 0068-1
No. 2 Passenger Side Flow Sensor Wire Harness	
Installation	WP 0296-2
Removal	WP 0296-1
No. 2 Passenger Side Pressure Transducer Wire Harness	
Installation	WP 0298-2
Removal	WP 0298-1

O

On-Truck Load Plan	WP 0039-1
Operation in Cold Environment, -25°F to 32°F (-32°C to 0°C)	WP 0033-1
Operation in Extreme Hot Environment 105°F (40°C) or Above	WP 0034-1
Overhead Warning Beacon	
Installation	WP 0230-2
Removal	WP 0230-1

P

Passenger Side Auxiliary Inlet Drain Valve	
Installation	WP 0157-3
Removal	WP 0157-1
Passenger Side Auxiliary Inlet Valve Control Wire Harness	
Installation	WP 0297-2
Removal	WP 0297-1
Passenger Side Auxiliary Inlet Valve Does Not Operate Properly	WP 0069-1
Passenger Side Body Wire Harness	
Installation	WP 0299-11
Removal	WP 0299-1
Passenger Side Scene Light(s) Does Not Operate	WP 0108-1
Passenger Side Stowage Compartment Striplight(s) Does Not Operate	WP 0118-1
Piping Assembly (Pipe Thread Sealing Compound)	
Assembly	WP 0320-1
Plumbing, Hoses, and Piping Replacement	WP 0322-1
Pneumatic Spring	
Installation	WP 0338-2
Removal	WP 0338-1
Portable Handheld Radio and Charger	
Installation	WP 0258-2
Removal	WP 0258-1
Portable Water Tank	
Stow	WP 0013-3
Unstow	WP 0013-1

INDEX (CONTINUED)

<u>Subject</u>	<u>WP Sequence No.-Page No.</u>
Portable Water Tank Stowage Compartment	
Installation	WP 0339-2
Removal	WP 0339-1
Post Operation Procedures	WP 0029-1
Power Cable Assembly (SINCGARS)	
Installation	WP 0259-2
Removal	WP 0259-1
Power Take Off (PTO)	
Installation	WP 0151-6
Removal	WP 0151-1
Power Take Off (PTO) Drive Shaft	
Installation	WP 0152-2
Removal	WP 0152-1
Power Take Off (PTO) Solenoid and Pressure Switch	
Installation	WP 0153-2
Removal	WP 0153-1
Preparation for Operation-Operational Modes	WP 0006-1
Preparation for Storage (Long Term 6 Months or Longer)	WP 0031-1
Prepare to Operate Vehicle	WP 0005-1
Pressure Governor Control Displays WARNING! or CAUTION!	WP 0047-1
Pressure Governor Controls Do Not Operate	WP 0048-1
Pressure Governor Controls Do Not Operate Properly	WP 0071-1
Pressure Governor ECU	
Installation	WP 0289-3
Removal	WP 0289-1
Pressure Governor Operation	
Personnel Cab Display	WP 0016-1
Pump Operator's Panel Display	WP 0016-19
Preventive Maintenance Checks and Services (PMCS)	
Explanation of Table Entries	WP 0125-3
Introduction	WP 0125-1
Leakage Classification and Definition	WP 0125-5
PMCS Warnings and Cautions	WP 0125-3
Routing Diagram	WP 0125-4
Primer Pump	
Installation	WP 0163-3
Removal	WP 0163-1
Primer Pump Control Solenoid	
Installation	WP 0301-2
Removal	WP 0301-1
Primer Tank and Bracket	
Installation	WP 0164-2
Removal	WP 0164-1
Primer Valve	
Installation	WP 0167-5
Removal	WP 0167-1

INDEX (CONTINUED)

<u>Subject</u>	<u>WP Sequence No.-Page No.</u>
Primer Valve Cable	
Installation	WP 0165-2
Removal	WP 0165-1
Primer Valve Control Solenoid	
Installation	WP 0166-2
Removal	WP 0166-1
Priming Water Pump	
Priming Water Pump from Cab	WP 0015-1
Priming Water Pump From Pump Operator's Panel	WP 0015-2
Pump and Plumbing Blowout Procedures	WP 0032-1
Pump Cooler (Dump-To-Ground) Valve	
Installation	WP 0321-2
Removal	WP 0321-1
Pump Cooler (Dump-To-Ground) Valve Does Not Operate Properly	WP 0070-1
PUMP COOLER Indicator Does Not Illuminate (Cab)	WP 0092-1
PUMP COOLER Indicator Does Not Illuminate (Pump Operator's Panel)	WP 0093-1
Pump Does Not Prime	WP 0049-1
Pump Drain Valve	
Installation	WP 0323-3
Removal	WP 0323-1
PUMP HOT Audio Alarm or Indicator Does Not Operate Properly (Pump Operator's Panel)	WP 0095-1
Pump House Access Door Assembly	
Close	WP 0009-2
Open	WP 0009-1
Pump House Access Door(s)	
Pump House Panel H Access Door Removal	WP 0340-4
Pump House Assembly	
Installation	WP 0342-17
Removal	WP 0342-2
Pump House B+ Stud	
Installation	WP 0302-2
Removal	WP 0302-1
Pump House Frame	
Installation	WP 0343-2
Removal	WP 0343-1
Pump House Heater	
Installation	WP 0312-3
Removal	WP 0312-1
Pump House Heater Diagnostic and Thermal Switch(es)	
Installation	WP 0309-4
Removal	WP 0309-1
Pump House Heater Does Not Operate Properly	WP 0124-1
Pump House Heater Test Switch	
Installation	WP 0308-2
Removal	WP 0308-1
Pump House or Pump Operator's Panel Striplight(s) Does Not Operate	WP 0119-1

INDEX (CONTINUED)

<u>Subject</u>	<u>WP Sequence No.-Page No.</u>
Pump House Panel(s)	
Pump House Panel A Installation	WP 0341-4
Pump House Panel A Removal	WP 0341-2
Pump House Panel B Installation	WP 0341-8
Pump House Panel B Removal	WP 0341-6
Pump House Panel C Installation	WP 0341-10
Pump House Panel C Removal	WP 0341-9
Pump House Panel D Installation	WP 0341-12
Pump House Panel D Removal	WP 0341-12
Pump House Panel E Installation	WP 0341-13
Pump House Panel E Removal	WP 0341-13
Pump House Panel F Installation	WP 0341-14
Pump House Panel F Removal	WP 0341-14
Pump House Panel G Installation	WP 0341-15
Pump House Panel G Removal	WP 0341-15
Pump House Panel H Installation	WP 0341-17
Pump House Panel H Removal	WP 0341-16
Pump House Panel I Installation	WP 0341-18
Pump House Panel I Removal	WP 0341-17
Pump House Panel J Installation	WP 0341-20
Pump House Panel J Removal	WP 0341-20
Pump House Panel K Installation	WP 0341-21
Pump House Panel K Removal	WP 0341-21
Pump House Panel L Installation	WP 0341-22
Pump House Panel L Removal	WP 0341-22
Pump House Panel M Installation	WP 0341-23
Pump House Panel M Removal	WP 0341-23
Pump House Panel N Installation	WP 0341-27
Pump House Panel N Removal	WP 0341-24
Pump House Panel O Installation	WP 0341-30
Pump House Panel O Removal	WP 0341-30
Pump House Panel P Installation	WP 0341-31
Pump House Panel P Removal	WP 0341-31
Pump House Power Distribution Block Circuit Breaker	
Installation	WP 0261-2
Removal	WP 0261-1
Pump House Power Distribution Block Relay	
Installation	WP 0262-2
Removal	WP 0262-1
Pump House Power Distribution Box	
Installation	WP 0263-3
Removal	WP 0263-1
Pump House Power Distribution Wire Harness and Block	
Installation	WP 0300-4
Removal	WP 0300-1
Pump House Wire Harness	
Installation	WP 0303-16
Removal	WP 0303-1

INDEX (CONTINUED)

<u>Subject</u>	<u>WP Sequence No.-Page No.</u>
Pump Input and Discharge Pressure Transducers	
Installation	WP 0264-5
Removal	WP 0264-1
Pump Loses Prime or Pressure Governor Displays LOW SUPPLY or PRESET NOT MET, and Pump Returns to Idle Mode	WP 0050-1
Pump Operator's Foam Level Gauge	
Calibration	WP 0128-1
Pump Operator's Panel	
Close	WP 0205-2
Installation	WP 0206-2
Open	WP 0205-1
Removal	WP 0206-1
Pump Operator's Panel Cover	
Close	WP 0010-1
Installation	WP 0204-2
Open	WP 0010-1
Removal	WP 0204-1
Pump Operator's Panel Driver Main Inlet Primer Button	
Installation	WP 0217-2
Removal	WP 0217-1
Pump Operator's Panel Electric Valve Control	
Installation	WP 0207-2
Removal	WP 0207-1
Pump Operator's Panel Electric Valve Control Meter	
Installation	WP 0208-3
Removal	WP 0208-1
Pump Operator's Panel Foam Level Gauge	
Installation	WP 0209-2
Removal	WP 0209-1
Pump Operator's Panel Housing	
Installation	WP 0344-10
Removal	WP 0344-1
Pump Operator's Panel Indicator	
Installation	WP 0211-2
Removal	WP 0211-1
Pump Operator's Panel Indicator Lamp	
Installation	WP 0212-2
Removal	WP 0212-1
Pump Operator's Panel Overheat Test Button and Indicator	
Installation	WP 0216-3
Removal	WP 0216-1
Pump Operator's Panel Pressure Governor Control	
Installation	WP 0214-2
Removal	WP 0214-1
Pump Operator's Panel Toggle Switch (Three-Position)	
Installation	WP 0219-2
Removal	WP 0219-1

INDEX (CONTINUED)

<u>Subject</u>	<u>WP Sequence No.-Page No.</u>
Pump Operator's Panel Toggle Switch (Two-Position)	
Installation	WP 0218-2
Removal	WP 0218-1
Pump Operator's Panel Water Level Gauge	
Installation	WP 0210-2
Removal	WP 0210-1
Pump Operator's Panel Wire Harness	
Installation	WP 0304-19
Removal	WP 0304-2
Pump Primer Motor Diode Pack	
Installation	WP 0220-1
Removal	WP 0220-1
Pump Priming System Does Not Operate Properly	WP 0072-1
PUMP PTO ENGAGED Indicator Does Not Illuminate (Cab)	WP 0094-1
Pumping from Draft (Main Inlet)	WP 0017-1
Pumping from Hydrant or In Relay (Positive Water Sources)	WP 0019-1
Pumping from Onboard Water Tank	WP 0018-1
Pumping Operations (Manual Override)	
Starting Manual Override Pumping Operations	WP 0037-1
Stopping Manual Override Pumping Operations	WP 0037-2

R

Rear Access Ladder	
Installation	WP 0345-3
Removal	WP 0345-1
Rear Hard Lift	
Installation	WP 0346-5
Removal	WP 0346-1
Rear Marker/Clearance Directional LED	
Installation	WP 0226-2
Removal	WP 0226-1
Rear Marker/Clearance LED	
Installation	WP 0227-2
Removal	WP 0227-1
Rear Scene Light(s) Does Not Operate	WP 0109-1
Rear Splash Guard	
Installation	WP 0347-2
Removal	WP 0347-1
Rear Step Buzzer Audio Alarm Does Not Operate	WP 0120-1
Rear Step Buzzer Button and Cable	
Installation	WP 0265-2
Removal	WP 0265-1
Rear Step Buzzer Button Compartment	
Installation	WP 0266-3
Removal	WP 0266-1

INDEX (CONTINUED)

<u>Subject</u>	<u>WP Sequence No.-Page No.</u>
Reel Rewind Switch	
Installation	WP 0252-2
Removal	WP 0252-1
References	WP 0397-1
Repair Parts and Special Tools List (RPSTL) Introduction	WP 0389-1
Repair Parts and Special Tools List (RPSTL) NSN Index	WP 0395-1
Repair Parts and Special Tools List (RPSTL) Part Number Index	WP 0396-1
Right Rear Access Ladder	
Stow	WP 0012-1
Unstow	WP 0012-2
Roof Mounted Clearance Light(s)	
Installation	WP 0228-4
Removal	WP 0228-1
 S 	
SCBA Seat	
Installation	WP 0348-3
Removal	WP 0348-1
SCBA Seat Belt	
Installation	WP 0349-3
Removal	WP 0349-1
Scene Light(s)	
Installation	WP 0231-2
Removal	WP 0231-1
Scene Lights, Step Lights, Cab Dome Lights, Clearance Lights, and Stowage Compartment Lights or Warning Lights Do Not Operate	WP 0053-1
Shoreline Inlet Receptacle	
Installation	WP 0267-3
Removal	WP 0267-1
Shoreline Inlet Receptacle Does Not Operate Properly	WP 0123-1
Shutoff Control Valve	
Installation	WP 0270-3
Removal	WP 0270-1
Shutoff Control Valve Diode	
Installation	WP 0268-2
Removal	WP 0268-1
Shutoff Control Valve Manifold	
Installation	WP 0269-6
Removal	WP 0269-1
SINCGARS Cover Door	
Close	WP 0011-1
Open	WP 0011-1
SINCGARS Do Not Operate Properly	WP 0121-1
Siren Control	
Installation	WP 0381-3
Removal	WP 0381-1
Siren Does Not Operate Properly	WP 0122-1

INDEX (CONTINUED)

<u>Subject</u>	<u>WP Sequence No.-Page No.</u>
Skid Plate Grille	
Installation	WP 0350-2
Removal	WP 0350-1
Small Compartment Door(s)	
Air Tank Access Door/Rear Step Buzzer Compartment Door Installation	WP 0351-3
Portable Water Tank Compartment Door Installation	WP 0351-5
Portable Water Tank Compartment Door Removal	WP 0351-4
Pump House Panel A Access Door Installation	WP 0351-7
Pump House Panel A Access Door Removal	WP 0351-6
Pump House Panel H Access Door Installation	WP 0351-10
Pump House Panel H Access Door Removal	WP 0351-9
SCBA Tank Access Door/Rear Step Buzzer Compartment Door Removal	WP 0351-1
Spanner and Hydrant Wrench Holder	
Installation	WP 0374-2
Removal	WP 0374-1
Speaker	
Installation	WP 0272-2
Removal	WP 0272-1
Spreader Bar Bracket	
Installation	WP 0352-4
Removal	WP 0352-1
Step (Hose Bed) Light(s) Does Not Operate	WP 0107-1
Step Light(s)	
Installation	WP 0232-2
Removal	WP 0232-1
Stowage and Data Plate Guide	WP 0038-1
Stowage Compartment (Bottom Front Passenger Side)	
Installation	WP 0355-2
Removal	WP 0355-1
Stowage Compartment (Lower Front Driver Side)	
Installation	WP 0356-2
Removal	WP 0356-1
Stowage Compartment (Lower Rear Driver Side)	
Installation	WP 0357-3
Removal	WP 0357-1
Stowage Compartment (Lower Rear Passenger Side)	
Installation	WP 0358-2
Removal	WP 0358-1
Stowage Compartment (Top Front Driver Side)	
Installation	WP 0359-3
Removal	WP 0359-1
Stowage Compartment (Top Front Passenger Side)	
Installation	WP 0360-3
Removal	WP 0360-1
Stowage Compartment (Top Rear Passenger Side)	
Installation	WP 0361-3
Removal	WP 0361-1

INDEX (CONTINUED)

<u>Subject</u>	<u>WP Sequence No.-Page No.</u>
Stowage Compartment Door(s) and Stay Arm	
Stay Arm Installation	WP 0353-6
Stay Arm Removal	WP 0353-5
Stowage Compartment Door Installation	WP 0353-3
Stowage Compartment Door Removal	WP 0353-1
Stowage Compartment Door(s) Latch	
Driver Side Front Lower Stowage Compartment Door Latch Installation	WP 0354-5
Driver Side Front Lower Stowage Compartment Door Latch Removal	WP 0354-5
Lower Stowage Compartment Door Latch Installation	WP 0354-9
Lower Stowage Compartment Door Latch Removal	WP 0354-6
Top Stowage Compartment Door Latch Installation	WP 0354-3
Top Stowage Compartment Door Latch Removal	WP 0354-1
Streamlight and Charger	
Installation	WP 0260-2
Removal	WP 0260-1
Streamlight Battery Charger(s) Does Not Charge Batteries	WP 0045-1
Striplight	
Installation	WP 0213-2
Removal	WP 0213-1
T	
Tank Fill & Re-Circulating Line Valve Does Not Operate Properly	WP 0073-1
TANK TO PUMP Indicator Does Not Illuminate (Cab)	WP 0097-1
TANK TO PUMP Indicator Does Not Illuminate (Pump Operator's Panel)	WP 0098-1
Tank-To-Pump Check Valve	
Installation	WP 0185-2
Removal	WP 0185-1
Tank-To-Pump Valve	
Installation	WP 0324-3
Removal	WP 0324-1
Tank-To-Pump Valve Does Not Operate Properly	WP 0074-1
Terminal Block	
Terminal Block At D1 Stowage Compartment Installation	WP 0273-5
Terminal Block At D1 Stowage Compartment Removal	WP 0273-5
Terminal Block On Frame Rail By Battery Disconnect Switch Installation	WP 0273-4
Terminal Block On Frame Rail By Battery Disconnect Switch Removal	WP 0273-3
Terminal Block (Pass Through)	
Installation	WP 0239-3
Removal	WP 0239-1
Terminal Blocks In Cab	
Installation	WP 0273-2
Removal	WP 0273-1
Test Gauge Panel	
Installation	WP 0382-2
Removal	WP 0382-1

INDEX (CONTINUED)

<u>Subject</u>	<u>WP Sequence No.-Page No.</u>
Theory of Operation	
Air System	WP 0003-2
Electrical System	WP 0003-2
Foam System	WP 0003-1
Pressure Governor	WP 0003-1
System Introduction	WP 0003-1
Water Pumping System	WP 0003-1
Windshield Deluge System	WP 0003-2
Winterization Package	WP 0003-2
Thermal Relief Valve	
Installation	WP 0161-2
Removal	WP 0161-1
Thermal Relief Valve Switch	
Installation	WP 0274-2
Removal	WP 0274-1
Threaded Screw Insert	
Installation	WP 0363-2
Removal	WP 0363-1
Tire Inflator Connectors	
Installation	WP 0383-3
Removal	WP 0383-1
Top Stowage Compartment Door(s)	
Installation	WP 0362-4
Removal	WP 0362-1
Torque Limits	WP 0388-1
Transmission Dipstick and Tube	
Installation	WP 0364-2
Removal	WP 0364-1
Troubleshooting Fault Index	
Field Level	WP 0042-1
Operator Level	WP 0041-1
Troubleshooting Instructions Introduction	WP 0040-1
Two-Way Radio	
Installation	WP 0275-2
Removal	WP 0275-1
Two-Way Radio Does Not Operate Properly	WP 0116-1

U

Under Truck Nozzles and Pump and Roll/Drive Operation	
Starting Under Truck Nozzles and Pump and Roll Operations	WP 0027-1
Stopping Under Truck Nozzle and Pump and Roll Operations	WP 0027-2

INDEX (CONTINUED)

<u>Subject</u>	<u>WP Sequence No.-Page No.</u>
Under Truck Nozzles Assembly	
Back Under Truck Nozzle Installation	WP 0384-8
Back Under Truck Nozzle Removal	WP 0384-7
Front Under Truck Nozzle Installation	WP 0384-2
Front Under Truck Nozzle Removal	WP 0384-1
Middle Back Under Truck Nozzle Installation	WP 0384-6
Middle Back Under Truck Nozzle Removal	WP 0384-5
Middle Front Under Truck Nozzle Installation	WP 0384-4
Middle Front Under Truck Nozzle Removal	WP 0384-3
Under Truck Nozzles Do Not Operate When Selected	WP 0075-1
Under Truck Nozzles Foam Metering Valve and Orifice	
Installation	WP 0172-2
Removal	WP 0172-1
UNDER TRUCK NOZZLES Indicator Does Not Illuminate (CAB)	WP 0099-1
Under Truck Nozzles Valve	
Installation	WP 0325-2
Removal	WP 0325-1
 W 	
Walkway Grating	
Installation	WP 0365-2
Removal	WP 0365-1
Warning Buzzer (Cab and Pump Operator's Panel)	
Installation	WP 0201-2
Removal	WP 0201-1
Warning Light(s)	
Installation	WP 0229-2
Removal	WP 0229-1
Warning Light(s) and CHECK FOR OPEN COMPARTMENT DOORS WHEN LIGHT IS ON	
Flasher Unit(s)	
Installation	WP 0194-4
Removal	WP 0194-1
Warning Lights (All) Do Not Operate	WP 0100-1
Warning Lights (Cab Roof Lightbar) Do Not Operate	WP 0103-1
Warning Lights (Front and Rear Lower) Do Not Operate	WP 0101-1
Warning Lights (Overhead Beacon) Do Not Operate	WP 0102-1
Warning Lights (Side) Do Not Operate	WP 0104-1
Warning Lights (Upper Rear) Do Not Operate	WP 0105-1
Water Pump	
Installation	WP 0156-10
Removal	WP 0156-1
Water Pump and Water Tank Flush	
Water Pump Flush	WP 0030-1
Water Tank Flush	WP 0030-4
Water Pump Blowout Component(s)	
Installation	WP 0385-5
Removal	WP 0385-1

INDEX (CONTINUED)

<u>Subject</u>	<u>WP Sequence No.-Page No.</u>
Water Pump Dipstick Assembly	
Installation	WP 0154-2
Removal	WP 0154-1
Water Pump Gear Case	
Installation	WP 0155-2
Removal	WP 0155-1
Water Pump Input Pressure Low or Pressure Governor Displays CAVITATION, LOW SUPPLY Pressure, and Pump Returns to Idle Mode	WP 0080-1
Water Pump Is Noisy	WP 0076-1
Water Pump Is Overheating	WP 0081-1
Water Pump Output Pressure Low or Pressure Governor Displays PRESET NOT MET, and Pump Returns to Idle Mode	WP 0082-1
Water PUMP PTO Does Not Engage When Selected	WP 0077-1
Water Tank	
Installation	WP 0191-5
Removal	WP 0191-2
Water Tank Cradle	
Installation	WP 0192-6
Removal	WP 0192-1
WATER TANK DRAIN Indicator Does Not Illuminate (Pump Operator's Panel)	WP 0096-1
Water Tank Drain Valve	
Installation	WP 0170-2
Removal	WP 0170-1
Water Tank Drain Valve Does Not Operate When Selected	WP 0078-1
Water Tank Fill & Re-Circulating Line Valve	
Installation	WP 0189-2
Removal	WP 0189-1
Water Tank Fill & Re-Circulating Line Valve Control Wire Harness	
Installation	WP 0305-2
Removal	WP 0305-1
Water Tank Level Auto Fill Control Wire Harness	
Installation	WP 0306-2
Removal	WP 0306-1
Water Tank Level Indicator Gauge Does Not Operate Properly	WP 0079-1
Water Tank Level Probe	
Installation	WP 0188-2
Removal	WP 0188-1
Water Tank Vent Fill Tower	
Installation	WP 0190-3
Removal	WP 0190-1
Water Tank, Drain	WP 0014-17
Water Tank, Fill	
Auxiliary Inlets	WP 0014-5
Direct Tank Fill	WP 0014-9
Filling From Draft	WP 0014-13
Main Inlet (Positive Water Source)	WP 0014-1
Overhead Fill	WP 0014-12

INDEX (CONTINUED)

<u>Subject</u>	<u>WP Sequence No.-Page No.</u>
Waterproof Splice Box	
Installation	WP 0307-3
Removal	WP 0307-1
Wheel Chocks Stowage Compartment	
Installation	WP 0366-2
Removal	WP 0366-1
Windshield Deluge Automatic Drain Valve	
Strainer Body and Tee Assembly Installation	WP 0326-4
Strainer Body and Tee Assembly Removal	WP 0326-3
Strainer Installation	WP 0326-2
Strainer Removal	WP 0326-1
Windshield Deluge Motor	
Installation	WP 0276-3
Removal	WP 0276-1
Windshield Deluge Nozzle(s)	
Installation	WP 0368-2
Removal	WP 0368-1
Windshield Deluge Operation	
Starting	WP 0025-1
Stopping	WP 0025-1
Windshield Deluge Pump House Strainer Screen	
Installation	WP 0367-2
Removal	WP 0367-1
Windshield Deluge Shutoff Valve and Strainer Assembly	
Installation	WP 0386-3
Removal	WP 0386-1
Windshield Deluge System Does Not Operate Properly	WP 0083-1
Wire Harness Mounting Bracket	
Installation	WP 0369-2
Removal	WP 0369-1
Wire Rope	
Installation	WP 0370-3
Removal	WP 0370-1

RECOMMENDED CHANGES TO PUBLICATIONS AND BLANK FORMS For use of this form, see AR 25-30; the proponent agency is ODISC4.						Use Part II (reverse) for Repair Parts and Special Tool Lists (RPSTL) and Supply Catalogs/Supply Manuals (SC/SM).	DATE Date you filled out this form.
TO: (Forward to proponent of publication or form) (Include ZIP Code) AMSTA-LC-LMPP / TECH PUBS, TACOM-RI 1 Rock Island Arsenal Rock Island, IL 61299-7630						FROM: (Activity and location) (Include ZIP Code) Your mailing address	
PART I – ALL PUBLICATIONS (EXCEPT RPSTL AND SC/SM) AND BLANK FORMS							
PUBLICATION/FORM NUMBER TM 9-2320-328-13&P-3						DATE 30 Apr 08	Title Operator & Maintenance Manual w/RPSTL for Hemtt-Based Water Tender (HEWATT) M1158
ITEM NO.	PAGE NO.	PARA-GRAPH	LINE NO. *	FIGURE NO.	TABLE NO.	RECOMMENDED CHANGES AND REASON (Provide exact wording of recommended changes, if possible).	
						SAMPLE	
<i>*Reference to line numbers within the paragraph or subparagraph.</i>							
TYPED NAME, GRADE OR TITLE Your Name				TELEPHONE EXCHANGE/AUTOVON, PLUS EXTENSION		Signature Your Signature	

TO: (Forward direct to addressee listed in publication) AMSTA-LC-LMPP / TECH PUBS, TACOM-RI 1 Rock Island Arsenal Rock Island, IL 61299-7630	FROM: (Activity and location) (Include ZIP Code) Your address	DATE Date you filled out this form
--	---	--

PART II – REPAIR PARTS AND SPECIAL TOOL LISTS AND SUPPLY CATALOGS/SUPPLY MANUALS

PUBLICATION NUMBER TM 9-2320-328-13&P-3				DATE 30 Apr 08		TITLE Operator & Maintenance Manual w/ RPSTL for HEWATT M1158		
PAGE NO.	COLM NO.	LINE NO.	NATIONAL STOCK NUMBER	REFERENCE NO.	FIGURE NO.	ITEM NO.	TOTAL NO. OF MAJOR ITEMS SUPPORTED	RECOMMENDED ACTION
SAMPLE								

PART III – REMARKS (Any general remarks or recommendations, or suggestions for improvement of publications and blank forms. Additional blank sheets may be used if more space is needed.)

TYPED NAME, GRADE OR TITLE Your Name	TELEPHONE EXCHANGE/AUTOVON, PLUS EXTENSION	SIGNATURE Your Signature
---	--	-----------------------------

TO: (Forward direct to addressee listed in publication) AMSTA-LC-LMPP / TECH PUBS, TACOM-RI 1 Rock Island Arsenal Rock Island, IL 61299-7630	FROM: (Activity and location) (Include ZIP Code)	DATE
--	---	-------------

PART II – REPAIR PARTS AND SPECIAL TOOL LISTS AND SUPPLY CATALOGS/SUPPLY MANUALS

PUBLICATION NUMBER TM 9-2320-328-13&P-3				DATE 30 Apr 08		TITLE Operator & Maintenance Manual w/RPSTL for HEMTT-Based Water Tender (HEWATT) M1158		
PAGE NO.	COLM NO.	LINE NO.	NATIONAL STOCK NUMBER	REFERENCE NO.	FIGURE NO.	ITEM NO.	TOTAL NO. OF MAJOR ITEMS SUPPORTED	RECOMMENDED ACTION

PART III – REMARKS (Any general remarks or recommendations, or suggestions for improvement of publications and blank forms. Additional blank sheets may be used if more space is needed.)

TYPED NAME, GRADE OR TITLE	TELEPHONE EXCHANGE/AUTOVON, PLUS EXTENSION	SIGNATURE
----------------------------	--	-----------

By order of the Secretary of the Army:

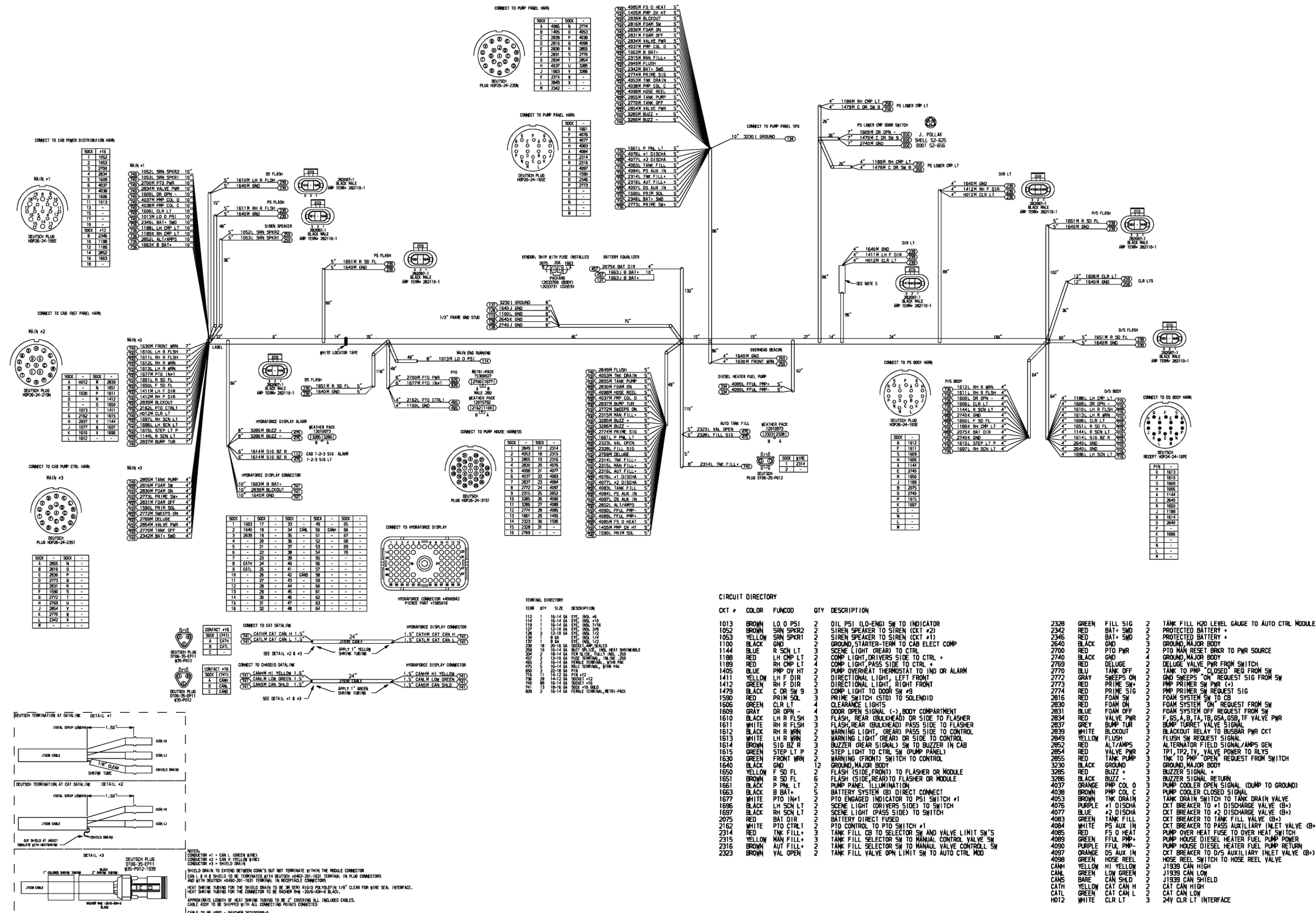
GEORGE W. CASEY, JR.
General, United States Army
Chief of Staff

Official:

A handwritten signature in black ink that reads "Joyce E. Morrow". The signature is written in a cursive style with a large, prominent initial "J".

JOYCE E. MORROW
Administrative Assistant to the
Secretary of the Army
0801105

Distribution: To be distributed in accordance with the initial distribution number (IDN) 381179, requirements for TM 9-2320-328-13&P-3.



TERMINAL DIRECTORY

WIRE #	QTY	SIZE	DESCRIPTION
112	1	16-14 GA	WIRE
113	1	16-14 GA	WIRE
114	1	16-14 GA	WIRE
115	1	16-14 GA	WIRE
116	1	16-14 GA	WIRE
117	1	16-14 GA	WIRE
118	1	16-14 GA	WIRE
119	1	16-14 GA	WIRE
120	1	16-14 GA	WIRE
121	1	16-14 GA	WIRE
122	1	16-14 GA	WIRE
123	1	16-14 GA	WIRE
124	1	16-14 GA	WIRE
125	1	16-14 GA	WIRE
126	1	16-14 GA	WIRE
127	1	16-14 GA	WIRE
128	1	16-14 GA	WIRE
129	1	16-14 GA	WIRE
130	1	16-14 GA	WIRE
131	1	16-14 GA	WIRE
132	1	16-14 GA	WIRE
133	1	16-14 GA	WIRE
134	1	16-14 GA	WIRE
135	1	16-14 GA	WIRE
136	1	16-14 GA	WIRE
137	1	16-14 GA	WIRE
138	1	16-14 GA	WIRE
139	1	16-14 GA	WIRE
140	1	16-14 GA	WIRE
141	1	16-14 GA	WIRE
142	1	16-14 GA	WIRE
143	1	16-14 GA	WIRE
144	1	16-14 GA	WIRE
145	1	16-14 GA	WIRE
146	1	16-14 GA	WIRE
147	1	16-14 GA	WIRE
148	1	16-14 GA	WIRE
149	1	16-14 GA	WIRE
150	1	16-14 GA	WIRE

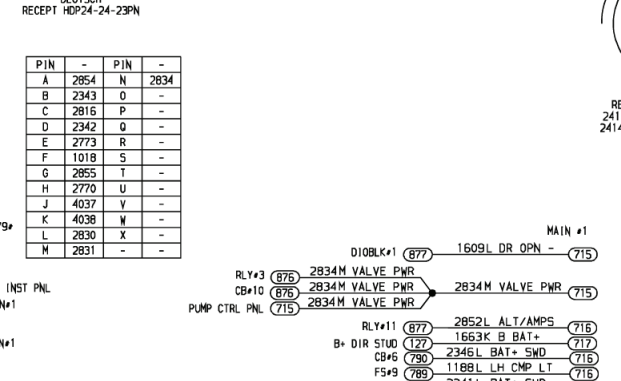
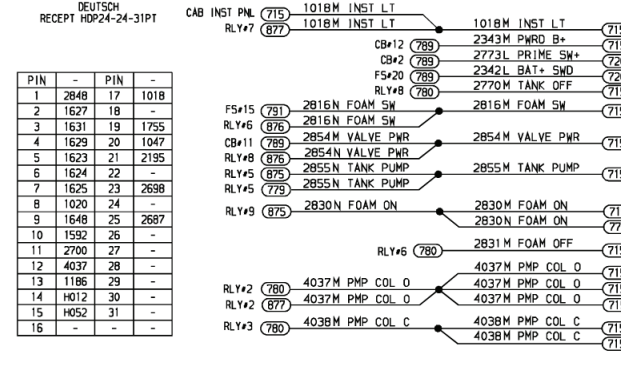
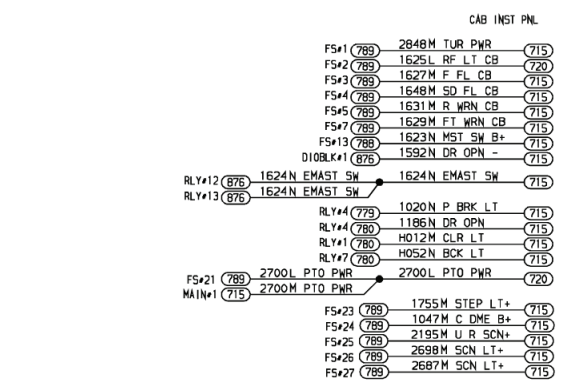
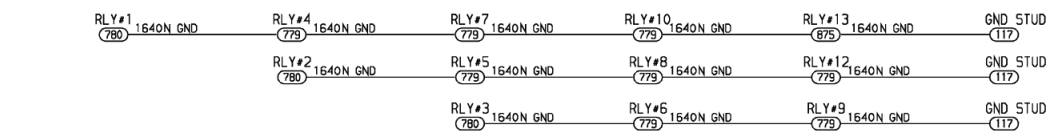
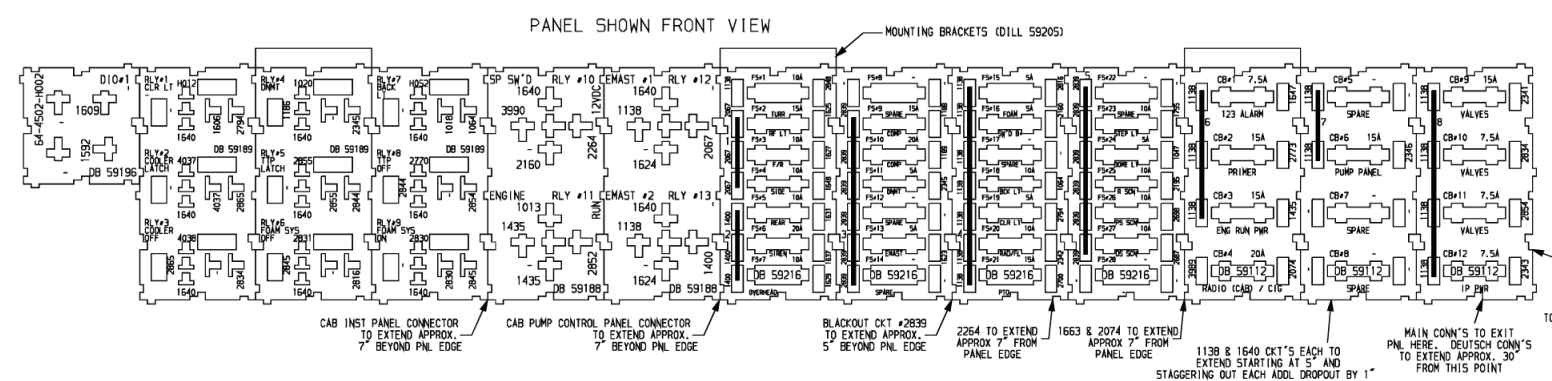
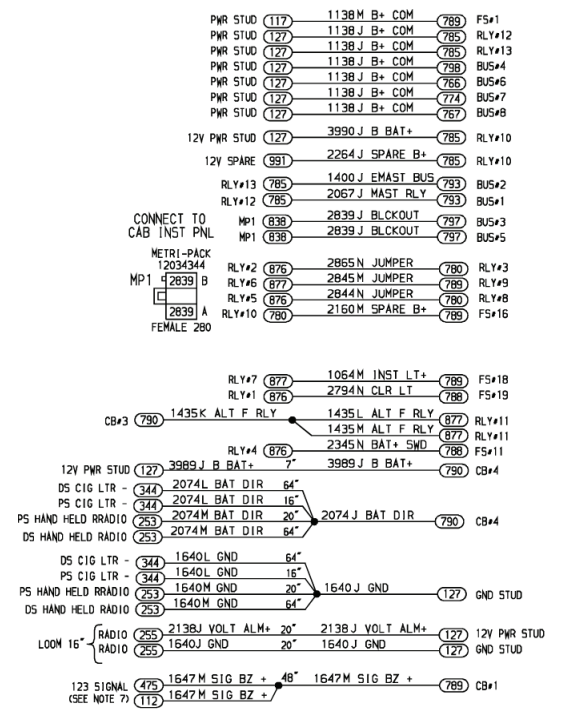
CIRCUIT DIRECTORY

CKT #	COLOR	FUNCOO	QTY	DESCRIPTION
1013	BROWN	LO O PSI	2	OIL PSI (LO-ENG) SW TO INDICATOR
1052	BROWN	SWN SPKR2	2	SIREN SPEAKER TO SIREN (CKT #2)
1053	YELLOW	SWN SPKR1	2	SIREN SPEAKER TO SIREN (CKT #1)
1100	BLACK	GND	3	GROUND, STARTER-TERM TO CAB ELECT COMP
1144	BLUE	LH SCH LT	2	SCENE LIGHT (REAR) TO CTRL +
1188	RED	LH CHP LT	2	COMP LIGHT (DRIVERS SIDE) TO CTRL +
1189	RED	RH CHP LT	2	COMP LIGHT (PASS SIDE) TO CTRL +
1405	BLUE	PMP OV HT	2	PUMP OVERHEAT THERMOSTAT TO IND OR ALARM
1411	YELLOW	LH F DIR	2	DIRECTIONAL LIGHT, LEFT FRONT
1412	GREEN	RH F DIR	2	DIRECTIONAL LIGHT, RIGHT FRONT
1478	BLACK	C DR SW 9	2	COMP LIGHT TO DOOR SW #9
1590	RED	PRIME SOL	2	PRIME SWITCH (STO) TO SOLENOID
1606	GREEN	CLR LT	4	CLEARANCE LIGHTS
1609	GRAY	DR OPN -	4	DOOR OPEN SIGNAL (-) BODY COMPARTMENT
1610	BLACK	LH R FLSH	3	FLASH, REAR (BULKHEAD) DR SIDE TO FLASHER
1611	WHITE	RH R FLSH	3	FLASH, REAR (BULKHEAD) PASS SIDE TO FLASHER
1612	BLACK	RH R WRN	2	WARNING LIGHT, (REAR) PASS SIDE TO CONTROL
1613	WHITE	LH R WRN	2	WARNING LIGHT (REAR) DR SIDE TO CONTROL
1614	BROWN	SIG BZ R	2	BUZZER (REAR SIGNAL) SW TO BUZZER IN CAB
1615	GREEN	STEP LT P	2	STEP LIGHT TO CTRL SW (PUMP PANEL)
1630	GREEN	FRONT WRN	2	WARNING (FRONT) SWITCH TO CONTROL
1640	BLACK	GND	12	GROUND, MAJOR BODY
1650	YELLOW	R SD FL	6	FLASH (SIDE, FRONT) TO FLASHER OR MODULE
1651	BLACK	B PNL LT	2	FLASH (SIDE, REAR) TO FLASHER OR MODULE
1661	BLACK	P SW LT	2	PUMP PANEL ILLUMINATION
1662	BLACK	B BATA	2	BATTERY SYSTEM (B) DIRECT CONNECT
1677	WHITE	PTO IN#1	2	PTO ENGAGED INDICATOR TO PSI SWITCH #1
1696	BLACK	LH SCH LT	2	SCENE LIGHT (DRIVERS SIDE) TO SWITCH
1697	BLACK	RH SCH LT	2	SCENE LIGHT (PASS SIDE) TO SWITCH
2075	RED	BAT DIR	2	BATTERY DIRECT FUSED
2162	WHITE	PTO CTRL#1	2	PTO CONTROL TO PTO SWITCH #1
2314	RED	TNK FILL	2	TANK FILL CB TO SELECTOR SW AND VALVE LIMIT SW'S
2315	YELLOW	MAN FILL#	2	TANK FILL SELECTOR SW TO MANUAL CONTROL VALVE SW
2316	BROWN	AUT FILL#	2	TANK FILL SELECTOR SW TO MANUAL VALVE CONTROL SW
2323	BROWN	VAL OPEN	2	TANK FILL VALVE OPEN LIMIT SW TO AUTO CTRL MOD

NOTES:

- UNLESS OTHERWISE SPECIFIED
- ALL CONNECTORS REFER TO THE WIRE IDENTIFICATION
- WIRE SIZE TO FOLLOW SPECIFICATIONS NOTED WITHIN WIRING
- APPLY WIRE & CONNECTOR SEALS WHERE APPLICABLE
- WIRE SHALL BE CONTINUED UP TO 4" FROM INSTALLED END, APPLY APPROPRIATE END TERMINATION AND LABEL UP TO WIRE IDENT.

FO-1. Harness, HEWATT, Main.



CIRCUIT DIRECTORY

CKT #	COLOR	FUNCOO	QTY	DESCRIPTION
1013	BROWN	LO O PSI	1	OIL PSI (LO-ENG) SW TO INDICATOR
1018	VIOLET	INST LT	3	INSTRUMENT LIGHT TO DIMMER CONTROL
1020	PINK	P BRK LT	1	PARKING BRAKE SW TO INDICATOR
1047	RED	C DME B+	1	DOME LIGHT TO B+ CIRCUIT BREAKER
1052	BROWN	SRN SPKR2	2	SIREN SPEAKER TO SIREN (CKT #2)
1053	YELLOW	SRN SPKR1	2	SIREN SPEAKER TO SIREN (CKT #1)
1064	VIOLET	INST LT+	1	INSTRUMENT PANEL LT DIM CTRL HOLD SW CB
1138	RED	B+ COM	7	BATTERY SW "COMMON" B+ FEED
1186	GRAY	DR OPN	1	COMP DOOR OPEN FLASHER TO RELAY
1188	RED	LH CMP LT	1	COMP LIGHT, DRIVERS SIDE TO CTRL +
1189	RED	RH CMP LT	1	COMP LIGHT, PASS SIDE TO CTRL +
1400	BLACK	EMAST BUS	1	MASTER SOL, EMERG TO BUSS
1435	VIOLET	ALT F RLY	3	ALTERNATOR FIELD (-) TO FIELD RELAY
1592	GRAY	DR OPN -	1	DOOR OPEN SIGNAL (-) COMP OR REAR
1606	GREEN	CLR LT	1	CLEARANCE LIGHTS
1609	GRAY	DR OPN +	3	DOOR OPEN SIGNAL (+) BODY COMPARTMENT
1623	YELLOW	MST SW B+	1	MASTER SW TO B+ CB
1624	YELLOW	EMAST SW	3	MASTER SW (EMERG) TO SOL COIL+
1625	WHITE	RF LT CB	1	ROOF LIGHT CKT TO CTRL
1627	BLUE	F FL CB	1	FRONT FLASH CB TO CONTROL
1629	GREEN	FT WRN CB	1	WARNING (FRONT) CKT BRK TO CNTL
1631	BROWN	R WRN CB	1	WARNING (REAR) CKT BRK TO CTRL
1637	RED	EL/PH SRN	2	SIREN (ELECT) OR (MECH) TO EMAST+
1640	BLACK	SG BZ +	21	GROUND, MAJOR BODY
1647	BROWN	SG BZ +	3	BATTERY SYSTEM (B) DIRECT CONNECT
1648	YELLOW	SD FL CS	1	FLASH (SIDE) CKT BRK TO CTRL
1663	BLACK	B BAT+	1	BATTERY SYSTEM (B) DIRECT CONNECT
1755	RED	STEP LT+	1	STEP LIGHT INTERFERENCE
2067	RED	MAST RLY	1	MASTER RELAY TO MASTER BUSS
2074	RED	BAT DIR	5	BATTERY DIRECT FEED
2138	RED	VOLT ALM+	1	VOLTAGE ALARM TO FUSE
2160	PINK	SPARE B+	1	SPARE BATTERY (SWITCHED)
2195	ORANGE	U R SON+	1	REAR SCENE LIGHT (UPPER) SWITCH TO CB
2264	PINK	SPARE B+	1	SPARE SWITCHED BATTERY POWER FEED
2341	RED	BAT+ SWD	1	PROTECTED BATTERY +

TERMINAL DIRECTORY

TERM	QTY	SIZE	DESCRIPTION
112	1	16-14 GA	EYE, INSL #6
117	4	16-14 GA	EYE, INSL 3/8
127	13	12-10 GA	EYE, INSL #6
218	4	16-14 GA	LOCKWASHER, UNINSULATED #6
233	2	12-10 GA	LOCK SPADE, INSL #6
253	4	22-18 GA	BUTT SPLICE, INSL
255	2	12-10 GA	BUTT SPLICE, INSL
344	4	16-14 GA	FEM SLIDE, FULLY INSL .250
475	4	16-14 GA	MALE TERMINAL, WITH PAK
715	4	20-16 GA	PIN #12
716	5	14-12 GA	PIN #12
717	1	10-8 GA	PIN #8
718	4	16-14 GA	PIN #16
766	1	3 TERM	BUS BAR LH, 3 POSITION
767	1	4 TERM	BUS BAR LH, 4 POSITION
774	1	2 TERM	BUS BAR RW, 2 POSITION
779	11	18 GA(2)	FEMALE MP 480 SPL BRN/71N TERM
780	13	18-16 GA	TERMINAL, .187 DILL
785	6	12-10 GA	TERMINAL, .380 DILL
786	3	20-18 GA	TERMINAL, FUSE/BRK DILL
788	3	20-18 GA	TERMINAL, FUSE/BRK DILL
789	23	16-14 GA	TERMINAL, FUSE/BRK DILL
790	6	12-10 GA	TERMINAL, FUSE/BRK DILL
791	1	20-18(2)	TERMINAL, FUSE/BRK
793	2	ONE TERM	SECONDARY LOCK
797	2	10-8 GA	FUSE BLOX BUS 5 TERM
798	1	10-8 GA	FUSE BLOX BUS 6 TERM
826	2	20-18 GA	FEMALE TERMINAL, METRI-PACK
827	2	16-14 GA	FEMALE TERMINAL, METRI-PACK
828	2	12-10 GA	FEMALE TERMINAL, METRI-PACK
837	4	16-14 GA	MALE TERMINAL, METRI-PACK
838	4	12-10 GA	MALE TERMINAL, METRI-PACK
875	3	20-18(2)	FEMALE TERMINAL, METRI-PACK
876	11	18 GA	FEMALE TERMINAL, METRI-PACK
877	10	16-14 GA	FEMALE TERMINAL, METRI-PACK
891	1	18-10 GA	END CAP, HEAT-SHRINK, SEALED, 3/16"

TERMINAL DIRECTORY

TERM	QTY	SIZE	DESCRIPTION
112	1	16-14 GA	EYE, INSL #6
117	4	16-14 GA	EYE, INSL 3/8
127	13	12-10 GA	EYE, INSL #6
218	4	16-14 GA	LOCKWASHER, UNINSULATED #6
233	2	12-10 GA	LOCK SPADE, INSL #6
253	4	22-18 GA	BUTT SPLICE, INSL
255	2	12-10 GA	BUTT SPLICE, INSL
344	4	16-14 GA	FEM SLIDE, FULLY INSL .250
475	4	16-14 GA	MALE TERMINAL, WITH PAK
715	4	20-16 GA	PIN #12
716	5	14-12 GA	PIN #12
717	1	10-8 GA	PIN #8
718	4	16-14 GA	PIN #16
766	1	3 TERM	BUS BAR LH, 3 POSITION
767	1	4 TERM	BUS BAR LH, 4 POSITION
774	1	2 TERM	BUS BAR RW, 2 POSITION
779	11	18 GA(2)	FEMALE MP 480 SPL BRN/71N TERM
780	13	18-16 GA	TERMINAL, .187 DILL
785	6	12-10 GA	TERMINAL, .380 DILL
786	3	20-18 GA	TERMINAL, FUSE/BRK DILL
788	3	20-18 GA	TERMINAL, FUSE/BRK DILL
789	23	16-14 GA	TERMINAL, FUSE/BRK DILL
790	6	12-10 GA	TERMINAL, FUSE/BRK DILL
791	1	20-18(2)	TERMINAL, FUSE/BRK
793	2	ONE TERM	SECONDARY LOCK
797	2	10-8 GA	FUSE BLOX BUS 5 TERM
798	1	10-8 GA	FUSE BLOX BUS 6 TERM
826	2	20-18 GA	FEMALE TERMINAL, METRI-PACK
827	2	16-14 GA	FEMALE TERMINAL, METRI-PACK
828	2	12-10 GA	FEMALE TERMINAL, METRI-PACK
837	4	16-14 GA	MALE TERMINAL, METRI-PACK
838	4	12-10 GA	MALE TERMINAL, METRI-PACK
875	3	20-18(2)	FEMALE TERMINAL, METRI-PACK
876	11	18 GA	FEMALE TERMINAL, METRI-PACK
877	10	16-14 GA	FEMALE TERMINAL, METRI-PACK
891	1	18-10 GA	END CAP, HEAT-SHRINK, SEALED, 3/16"

NOTES: UNLESS OTHERWISE SPECIFIED

- ALL CONNECTOR VIEWS ARE OF WIRE INSERTION END.
- HARNESSES TO FOLLOW SPECIFICATIONS NOTED WITHIN HARNESSES SPECIFICATION PW-QA N-101.
- APPLY SECONDARY LOCKS & SEALS WHERE APPLICABLE.
- APPLY WIRE & CONNECTOR SEALS WHERE APPLICABLE.
- COLOR WIRE TIES TO BE APPLIED APPROX. 1-2" BEFORE TERMINATING CONNECTOR WHERE INDICATED.
- USE SILKSCREEN 66-5555-0015
- 123 SIGNAL WIRING TO EXTEND TO LOWER CONSOLE ALARM AND INDICATOR LIGHT, -48" FROM CONNECTOR DS.
- ALL CONNECTORS WITH (***), REQUIRE MATING CONNECTOR FILLED WITH SEAL PLUGS.

SUFFIX LETTER	WIRE SIZE	LOAD RANGE	SUFFIX LETTER	WIRE SIZE	LOAD RANGE
A	4/0	300-350	J	8	30-39
B	2/0	250-299	K	10	20-29
C	2	200-249	L	12	15-19
D	0	150-199	N	14	10-14
E	1	100-149	W	16	5-9
F	2	75-99	N	18	3-4
G	4	50-74	O	20	1-2
H	6	40-49	P	22	0-1

CODE PANQUIT+ COLOR

BLK PLT1M-C00 BLACK

BRN PLT1M-C1 BROWN

RED PLT1M-C2 RED

ORN PLT1M-C3 ORANGE

YEL PLT1M-C4 YELLOW

GRN PLT1M-C5 GREEN

BLU PLT1M-C6 BLUE

PUR PLT1M-C7 PURPLE

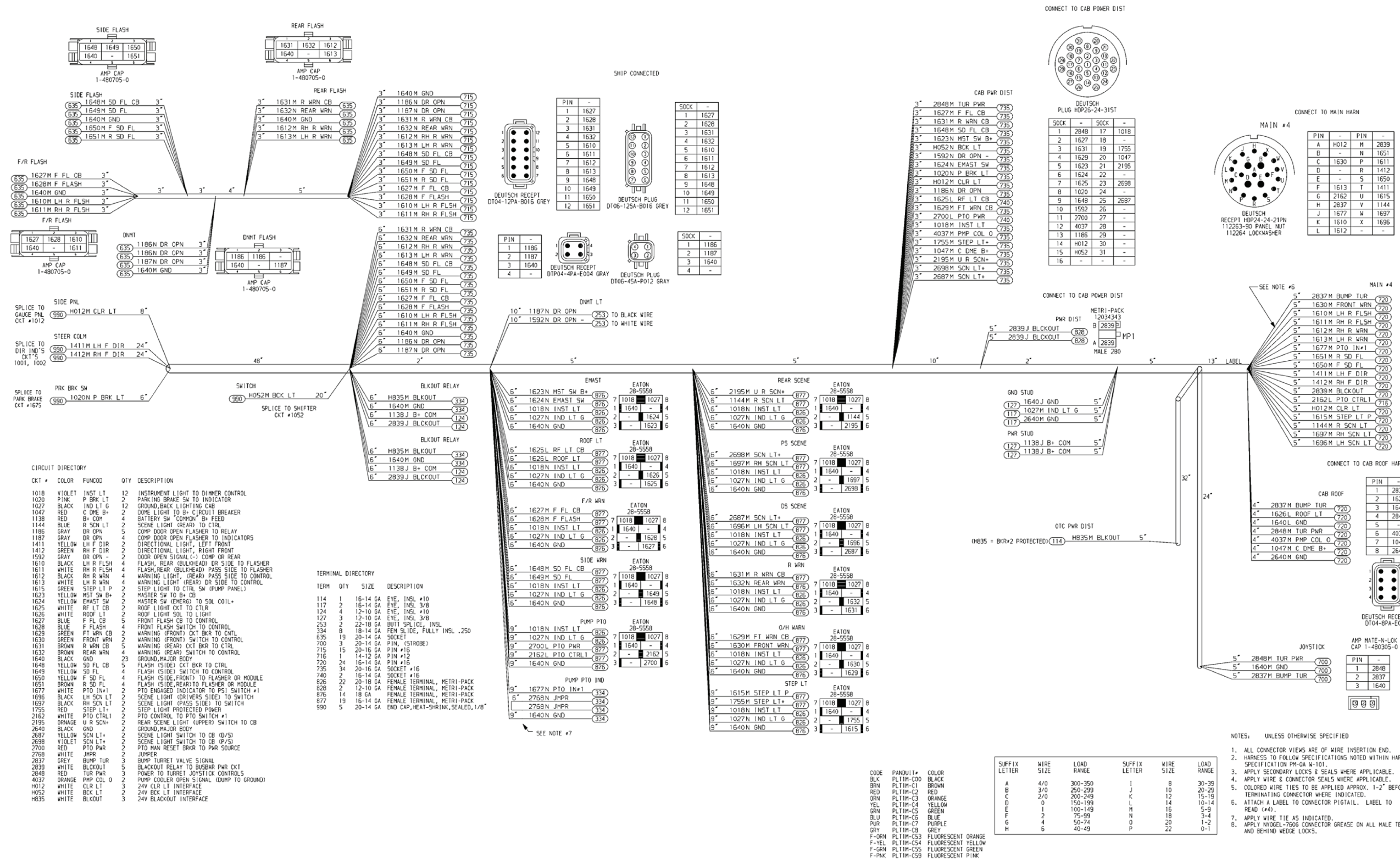
GRY PLT1M-C8 GREY

F-ORN PLT1M-C9 FLUORESCENT ORANGE

F-YEL PLT1M-C10 FLUORESCENT YELLOW

F-GRN PLT1M-C11 FLUORESCENT GREEN

F-PNK PLT1M-C12 FLUORESCENT PINK



CIRCUIT DIRECTORY

CKT #	COLOR	FUNCOO	QTY	DESCRIPTION
1018	VIOLET	INST LT	12	INSTRUMENT LIGHT TO DIMMER CONTROL
1020	PINK	P BRK LT	2	PARKING BRAKE SW TO INDICATOR
1027	BLACK	IND LT G	12	GROUND, BACK LIGHTING CAB
1047	RED	C DME B+	2	DOME LIGHT TO B+ CIRCUIT BREAKER
1138	RED	B+ COM	4	BATTERY SW COMMON B+ FEED
1144	BLUE	R SCN LT	2	SCENE LIGHT (REAR) TO CTRL
1186	GRAY	DR OPN	5	COMP DOOR OPEN FLASHER TO RELAY
1187	GRAY	DR OPN	4	COMP DOOR OPEN FLASHER TO INDICATORS
1411	YELLOW	LH F DIR	2	DIRECTIONAL LIGHT, LEFT FRONT
1412	GREEN	RH F DIR	2	DIRECTIONAL LIGHT, RIGHT FRONT
1592	GRAY	DR OPN	2	DOOR OPEN SIGNAL (-) COMP OR REAR
1610	BLACK	LH R FLSH	4	FLASH, REAR (BULKHEAD) DR SIDE TO FLASHER
1611	WHITE	RH R FLSH	4	FLASH, REAR (BULKHEAD) PASS SIDE TO FLASHER
1612	BLACK	RH R WRN	4	WARNING LIGHT, (REAR) PASS SIDE TO CONTROL
1613	WHITE	LH R WRN	4	WARNING LIGHT (REAR) DR SIDE TO CONTROL
1615	GREEN	STEP LT P	2	STEP LIGHT TO CTRL SW (PUMP PANEL)
1623	YELLOW	MST SW B+	2	MASTER SW TO B+ CB
1624	YELLOW	EMAST SW	2	MASTER SW (EMERG) TO SOL COIL+
1625	WHITE	RF LT CB	2	ROOF LIGHT CKT TO CTRL
1626	WHITE	ROOF LT	2	ROOF LIGHT SOL TO LIGHT
1627	BLUE	F FL CB	5	FRONT FLASH CB TO CONTROL
1628	BLUE	FLASH	2	FRONT FLASH SWITCH TO CONTROL
1629	GREEN	FT WRN CB	2	WARNING (FRONT) CKT BKR TO CTRL
1630	GREEN	FRONT WRN	2	WARNING (FRONT) SWITCH TO CONTROL
1631	BROWN	R WRN CB	2	WARNING (REAR) CKT BKR TO CTRL
1632	BROWN	REAR WRN	4	WARNING (REAR) SWITCH TO CONTROL
1640	BLACK	GND	23	GROUND, MAJOR BODY
1648	YELLOW	SD FL CB	5	FLASH (SIDE) CKT BKR TO CTRL
1649	YELLOW	SD FL	4	FLASH (SIDE) SWITCH TO CONTROL
1650	YELLOW	F SD FL	4	FLASH (SIDE, FRONT) TO FLASHER OR MODULE
1651	BROWN	R SD FL	4	FLASH (SIDE, REAR) TO FLASHER OR MODULE
1677	WHITE	PTO IN#1	2	PTO ENGAGED INDICATOR TO PSI SWITCH #1
1696	BLACK	LH SCN LT	2	SCENE LIGHT (DRIVERS SIDE) TO SWITCH
1697	BLACK	RH SCN LT	2	SCENE LIGHT (PASS SIDE) TO SWITCH
1795	RED	STEP LT	2	STEP LIGHT PROTECTED POWER
2162	WHITE	PTO CTRL1	2	PTO CONTROL TO PTO SWITCH #1
2195	ORANGE	U R SCN+	2	REAR SCENE LIGHT (UPPER) SWITCH TO CB
2640	BLACK	GND	2	GROUND, MAJOR BODY
2697	YELLOW	SCN LT+	2	SCENE LIGHT SWITCH TO CB (D/S)
2698	VIOLET	SCN LT+	2	SCENE LIGHT SWITCH TO CB (P/S)
2700	RED	PTO PWR	2	PTO MAN RESET BKR TO PWR SOURCE
2769	WHITE	JUMPER	3	JUMPER
2837	GRAY	BUMP TUR	3	BUMP TURRET VALVE SIGNAL
2839	WHITE	BLCKOUT	5	BLCKOUT RELAY TO BUSBAR PWR CKT
2848	RED	TUR PWR	2	POWER TO TURRET JOYSTICK CONTROLS
4037	ORANGE	PMP COL O	2	PUMP COOLER OPEN SIGNAL (DUMP TO GROUND)
1612	WHITE	CLR LT	3	24V CLR LT INTERFACE
1652	WHITE	BCK LT	2	24V BCK LT INTERFACE
1635	WHITE	BLCKOUT	3	24V BLCKOUT INTERFACE

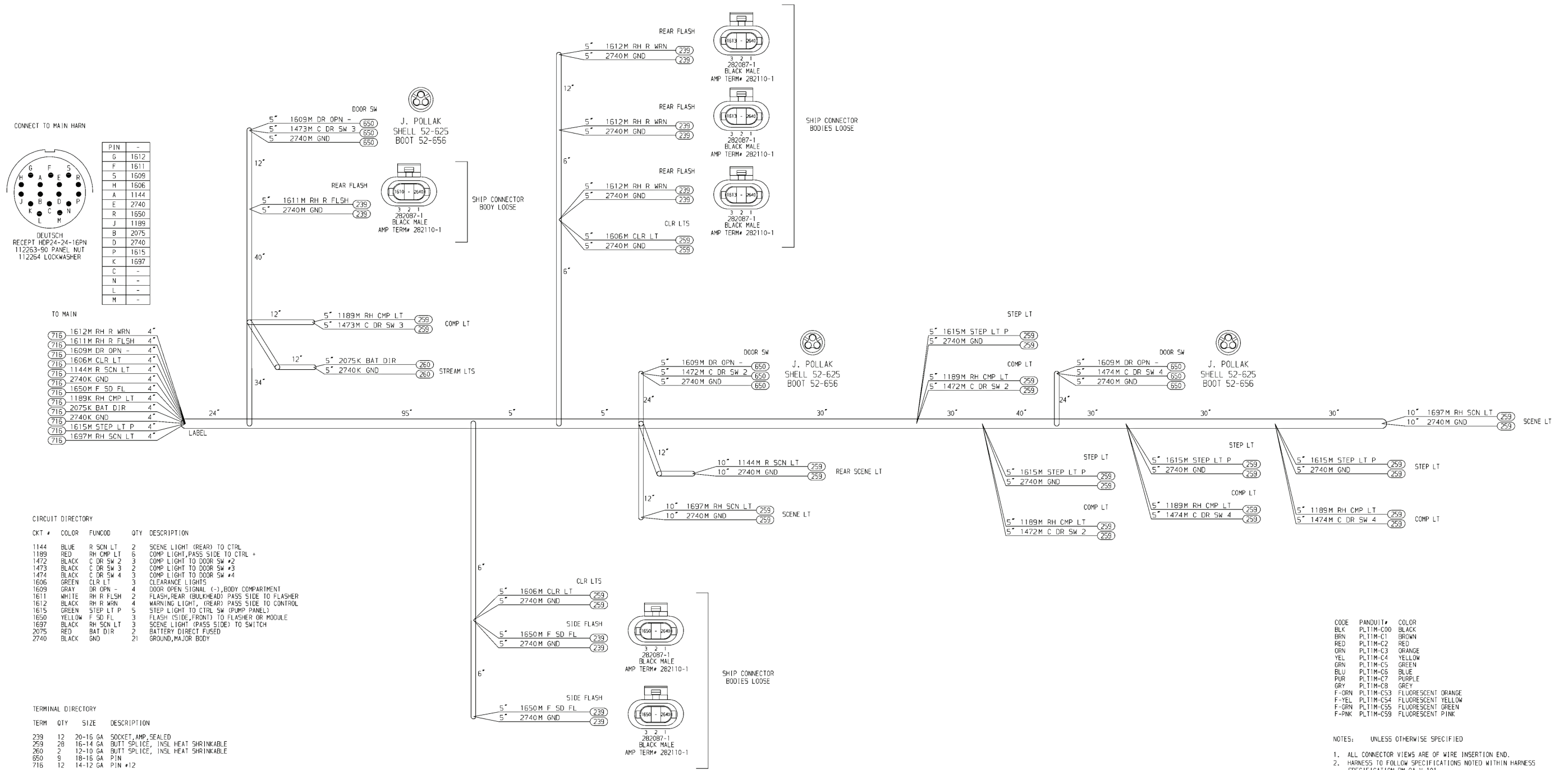
TERMINAL DIRECTORY

TERM	QTY	SIZE	DESCRIPTION
114	1	16-14 GA	EYE, INSL #10
117	2	16-14 GA	EYE, INSL 3/8
124	4	12-10 GA	EYE, INSL #10
127	3	12-10 GA	EYE, INSL 3/8
253	2	22-18 GA	BUTT SPlice, INSL
334	8	18-14 GA	FEM SLIDE, FULLY INSL .250
635	19	20-14 GA	SOCKET #10
700	3	20-14 GA	PIN, (STROBE)
715	15	20-16 GA	PIN #16
716	1	14-12 GA	PIN #12
720	24	16-14 GA	PIN #15
735	34	20-16 GA	SOCKET #16
740	2	16-14 GA	SOCKET #16
826	52	20-18 GA	FEMALE TERMINAL, METRI-PACK
828	2	12-10 GA	FEMALE TERMINAL, METRI-PACK
876	14	18 GA	FEMALE TERMINAL, METRI-PACK
877	19	16-14 GA	FEMALE TERMINAL, METRI-PACK
990	5	20-14 GA	END CAP, HEAT-SHRINK, SEALED, 1/8"

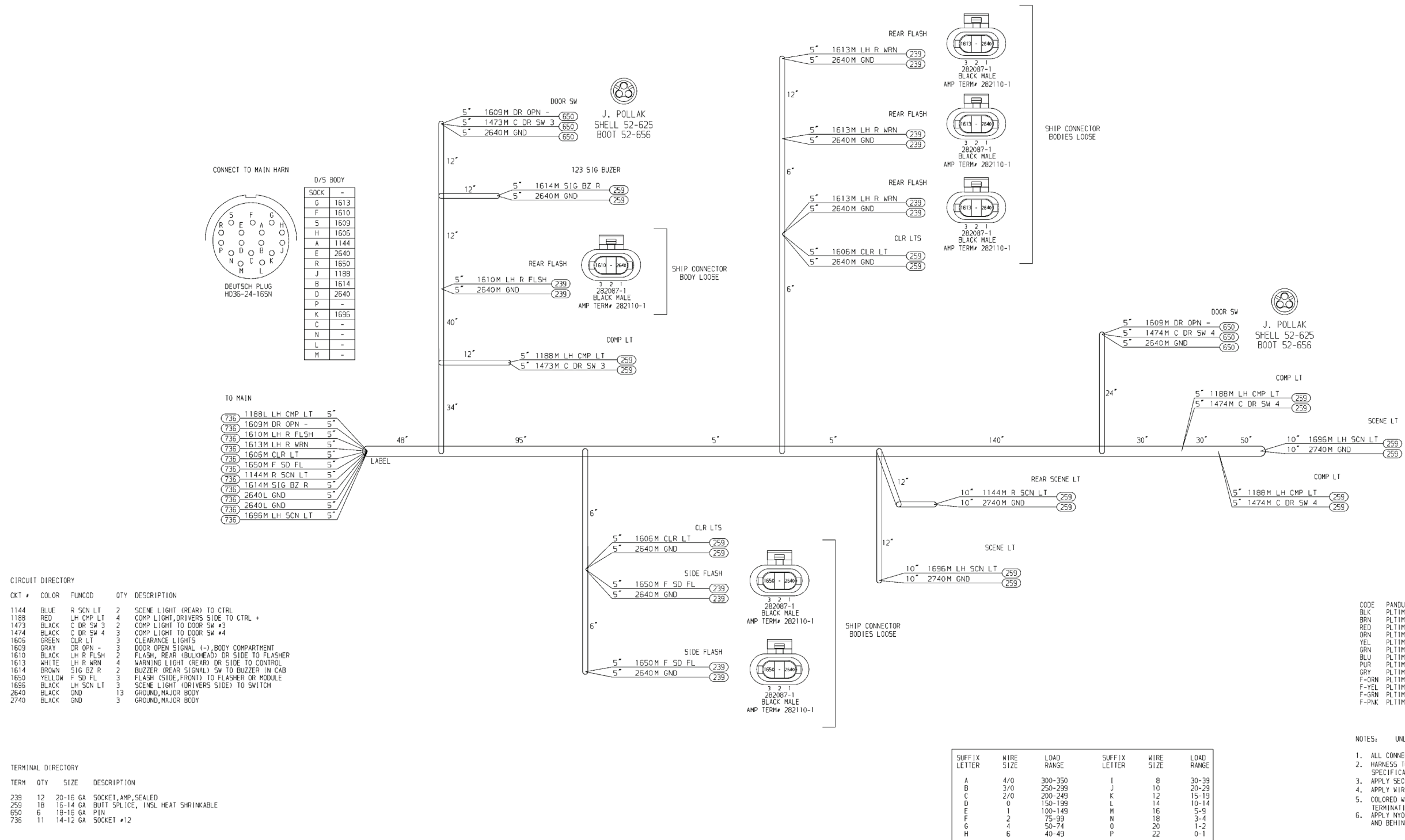
CODE PANOUT

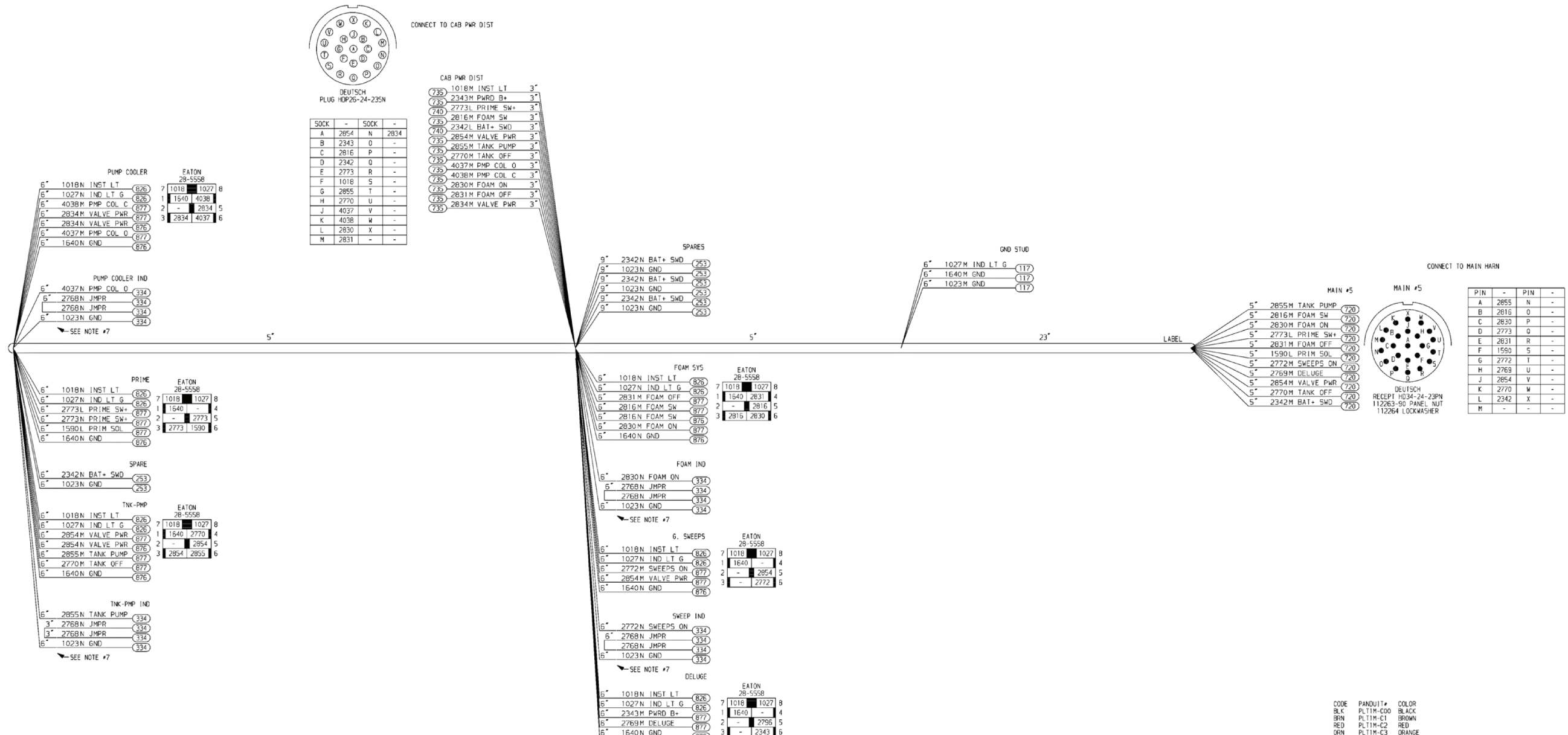
SUFFIX LETTER	WIRE SIZE	LOAD RANGE	SUFFIX LETTER	WIRE SIZE	LOAD RANGE
A	4/0	300-350	I	8	30-38
B	3/0	250-299	J	10	20-26
C	2/0	200-249	K	12	15-19
D	0	150-199	L	14	10-14
E	1	100-149	M	16	5-9
F	2	75-99	N	18	3-4
G	4	50-74	O	20	1-2
H	6	40-49	P	22	0-1

- NOTES: UNLESS OTHERWISE SPECIFIED
- ALL CONNECTOR VIEWS ARE OF WIRE INSERTION END.
 - HARNESSES TO FOLLOW SPECIFICATIONS NOTED WITHIN HARNESSES SPECIFICATION PM-9A-101.
 - APPLY SECONDARY LOCKS & SEALS WHERE APPLICABLE.
 - APPLY WIRE & CONNECTOR SEALS WHERE APPLICABLE.
 - COLOR WIRE TIES TO BE APPLIED APPROX. 1-2" BEFORE TERMINATING CONNECTOR WHERE INDICATED.
 - ATTACH A LABEL TO CONNECTOR PITTAIL. LABEL TO READ (44).
 - APPLY WIRE TIE AS INDICATED.
 - APPLY NYGEL-7600 CONNECTOR GREASE ON ALL MALE TERMINALS AND BEHIND WEDGE LOCKS.



SUFFIX LETTER	WIRE SIZE	LOAD RANGE	SUFFIX LETTER	WIRE SIZE	LOAD RANGE
A	4/0	300-350	I	8	30-39
B	3/0	250-299	J	10	20-29
C	2/0	200-249	K	12	15-19
D	0	150-199	L	14	10-14
E	1	100-149	M	16	5-9
F	2	75-99	N	18	3-4
G	4	50-74	O	20	1-2
H	6	40-49	P	22	0-1





CIRCUIT DIRECTORY

CKT #	COLOR	FUNCOO	QTY	DESCRIPTION
1018	VIOLET	INST LT	7	INSTRUMENT LIGHT TO DIMMER CONTROL
1023	BLACK	GND	9	GROUND, INST PANEL (CAB) GAUGES & IND CKTS
1027	BLACK	IND LT G	7	GROUND, BACK LIGHTING CAB
1590	RED	PRIM SOL	2	PRIME SWITCH (ST1) TO SOLENOID
1640	BLACK	GND	7	GROUND, MAJOR BODY
2342	RED	BAT+ SWD	6	PROTECTED BATTERY +
2343	RED	PWRD B+	2	PROTECTED B+ PWR DIST CKT
2768	WHITE	JMPR	8	JUMPER
2769	RED	DELUGE	2	DELUGE VALVE PWR FROM SWITCH
2770	BLU	TANK OFF	3	TANK TO PMP "CLOSED" REQ FROM SW
2772	GRAY	SWEEPS ON	3	GND SWEEPS "ON" REQUEST SIG FROM SW
2773	RED	PRIME SW	4	PMP PRIMER SW PWR (+)
2816	RED	FOAM SW	4	FOAM SYSTEM SW TO CB
2830	RED	FOAM ON	4	FOAM SYSTEM "ON" REQUEST FROM SW
2831	BLUE	FOAM OFF	3	FOAM SYSTEM OFF REQUEST FROM SW
2834	RED	VALVE PWR	3	F, OS, A, B, TA, TB, OS4, OS5, TF VALVE PWR
2854	RED	VALVE PWR	5	TP1, TP2, TV, VALVE POWER TO RLYS
2855	RED	TANK PMP	4	TNK TO PMP "OPEN" REQUEST FROM SWITCH
4037	ORANGE	PMP COL O	3	PUMP COOLER OPEN SIGNAL (DUMP TO GROUND)
4038	BROWN	PMP COL C	2	PUMP COOLER CLOSED SIGNAL

TERMINAL DIRECTORY

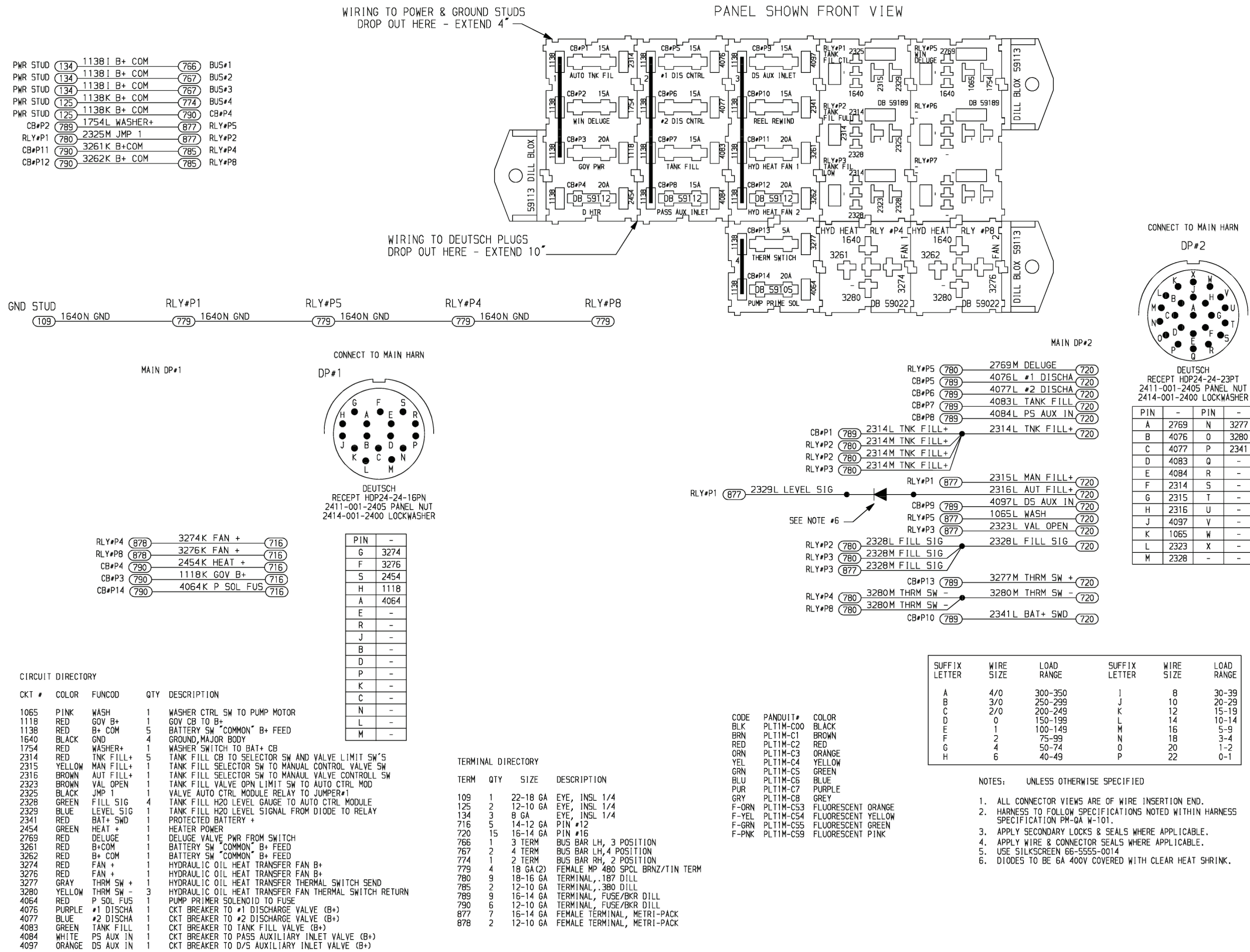
TERM	QTY	SIZE	DESCRIPTION
117	3	18-14 GA	EYE, INSL 3/8
253	8	22-18 GA	BUTT SPlice, INSL
334	16	18-14 GA	FEM SLIDE, FULLY INSL .250
720	11	18-14 GA	PIN #16
735	11	20-16 GA	SOCKET #16
740	2	18-14 GA	SOCKET #16
826	12	20-18 GA	FEMALE TERMINAL, METRI-PACK
876	9	18 GA	FEMALE TERMINAL, METRI-PACK
877	16	18-14 GA	FEMALE TERMINAL, METRI-PACK

SUFFIX LETTER	WIRE SIZE	LOAD RANGE	SUFFIX LETTER	WIRE SIZE	LOAD RANGE
A	4/0	300-350	I	8	30-39
B	3/0	250-299	J	10	20-29
C	2/0	200-249	K	12	15-19
D	0	150-199	L	14	10-14
E	1	100-149	M	16	5-9
F	2	75-99	N	18	3-4
G	4	50-74	O	20	1-2
H	6	40-49	P	22	0-1

CODE PANQUIT COLOR

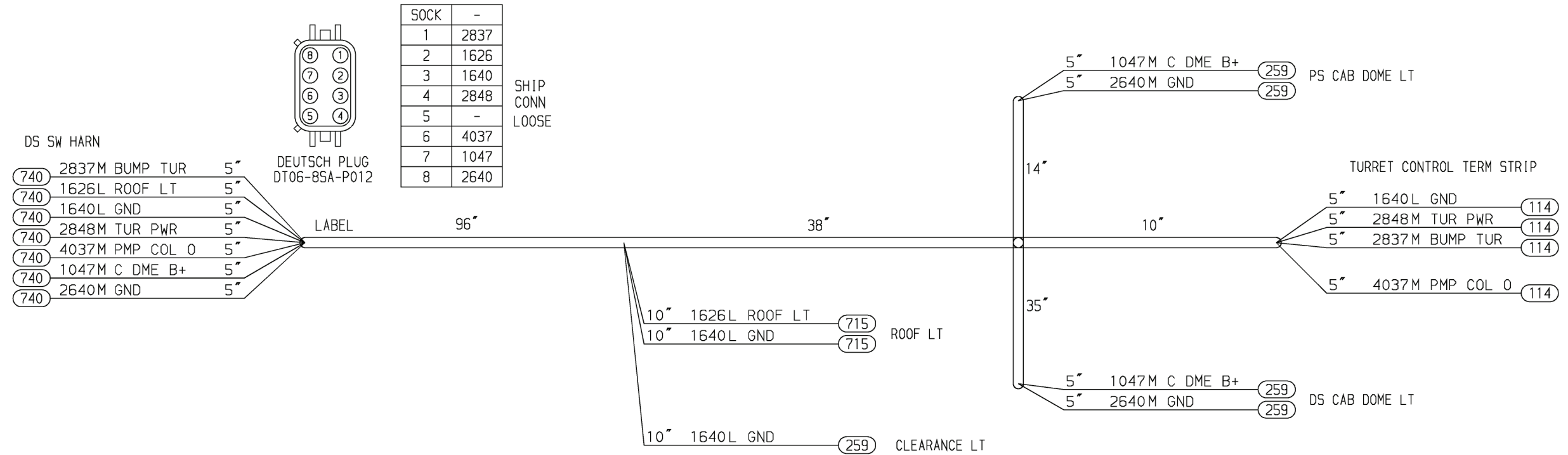
CODE	PANQUIT	COLOR
BLK	PLT1M-C00	BLACK
BRN	PLT1M-C1	BROWN
RED	PLT1M-C2	RED
ORN	PLT1M-C3	ORANGE
YEL	PLT1M-C4	YELLOW
GRN	PLT1M-C5	GREEN
BLU	PLT1M-C6	BLUE
PUR	PLT1M-C7	PURPLE
GRY	PLT1M-C8	GREY
F-ORN	PLT1M-C53	FLUORESCENT ORANGE
F-YEL	PLT1M-C54	FLUORESCENT YELLOW
F-GRN	PLT1M-C55	FLUORESCENT GREEN
F-PNK	PLT1M-C59	FLUORESCENT PINK

- NOTES: UNLESS OTHERWISE SPECIFIED
1. ALL CONNECTOR VIEWS ARE OF WIRE INSERTION END.
 2. HARNESS TO FOLLOW SPECIFICATIONS NOTED WITHIN HARNESS SPECIFICATION PM-GA W-101.
 3. APPLY SECONDARY LOCKS & SEALS WHERE APPLICABLE.
 4. APPLY WIRE & CONNECTOR SEALS WHERE APPLICABLE.
 5. COLORED WIRE TIES TO BE APPLIED APPROX. 1-2" BEFORE TERMINATING CONNECTOR WHERE INDICATED.
 6. APPLY WIRE TIE AS INDICATED.
 7. APPLY NYOCEL-7506 CONNECTOR GREASE ON ALL MALE TERMINALS AND BEHIND WEDGE LOCKS.



FO-7. Harness, HEWATT, Pump House Power Distribution.

CONNECT TO CAB DS SWITCH PANEL HARN



CIRCUIT DIRECTORY

CKT #	COLOR	FUNCOD	QTY	DESCRIPTION
1047	RED	C DME B+	3	DOM E LIGHT TO B+ CIRCUIT BREAKER
1626	WHITE	ROOF LT	2	ROOF LIGHT SOL TO LIGHT
1640	BLACK	GND	4	GROUND, MAJOR BODY
2640	BLACK	GND	3	GROUND, MAJOR BODY
2837	GREY	BUMP TUR	2	BUMP TURRET VALVE SIGNAL
2848	RED	TUR PWR	2	POWER TO TURRET JOYSTICK CONTROLS
4037	ORANGE	PMP COL O	2	PUMP COOLER OPEN SIGNAL (DUMP TO GROUND)

CODE	PANDUIT#	COLOR
BLK	PLT1M-C00	BLACK
BRN	PLT1M-C1	BROWN
RED	PLT1M-C2	RED
ORN	PLT1M-C3	ORANGE
YEL	PLT1M-C4	YELLOW
GRN	PLT1M-C5	GREEN
BLU	PLT1M-C6	BLUE
PUR	PLT1M-C7	PURPLE
GRY	PLT1M-C8	GREY
F-ORN	PLT1M-C53	FLUORESCENT ORANGE
F-YEL	PLT1M-C54	FLUORESCENT YELLOW
F-GRN	PLT1M-C55	FLUORESCENT GREEN
F-PNK	PLT1M-C59	FLUORESCENT PINK

TERMINAL DIRECTORY

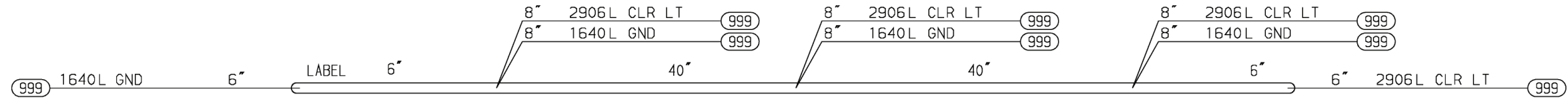
TERM	QTY	SIZE	DESCRIPTION
114	4	16-14 GA	EYE, INSL #10
259	5	16-14 GA	BUTT SPLICE, INSL HEAT SHRINKABLE
715	2	20-16 GA	PIN #16
740	7	16-14 GA	SOCKET #16

SUFFIX LETTER	WIRE SIZE	LOAD RANGE	SUFFIX LETTER	WIRE SIZE	LOAD RANGE
A	4/0	300-350	I	8	30-39
B	3/0	250-299	J	10	20-29
C	2/0	200-249	K	12	15-19
D	0	150-199	L	14	10-14
E	1	100-149	M	16	5-9
F	2	75-99	N	18	3-4
G	4	50-74	O	20	1-2
H	6	40-49	P	22	0-1

NOTES: UNLESS OTHERWISE SPECIFIED

1. ALL CONNECTOR VIEWS ARE OF WIRE INSERTION END.
2. HARNESS TO FOLLOW SPECIFICATIONS NOTED WITHIN HARNESS SPECIFICATION PM-QA W-101.
3. APPLY SECONDARY LOCKS & SEALS WHERE APPLICABLE.
4. APPLY WIRE & CONNECTOR SEALS WHERE APPLICABLE.
5. APPLY NYOGEL-760G CONNECTOR GREASE ON ALL MALE TERMINALS AND BEHIND WEDGE LOCKS.

FO-8. Harness, HEWATT, Cab Roof.



CIRCUIT DIRECTORY

CKT #	COLOR	FUNCOD	QTY	DESCRIPTION
1640	BLACK	GND	4	GROUND, MAJOR BODY
2906	GREEN	CLR LT	4	CLEARANCE LIGHTS, CAB

TERMINAL DIRECTORY

TERM	QTY	SIZE	DESCRIPTION
999	8	ALL	NO TERMINAL, NO STRIP

SUFFIX LETTER	WIRE SIZE	LOAD RANGE	SUFFIX LETTER	WIRE SIZE	LOAD RANGE
A	4/0	300-350	I	8	30-39
B	3/0	250-299	J	10	20-29
C	2/0	200-249	K	12	15-19
D	0	150-199	L	14	10-14
E	1	100-149	M	16	5-9
F	2	75-99	N	18	3-4
G	4	50-74	O	20	1-2
H	6	40-49	P	22	0-1

NOTES: UNLESS OTHERWISE SPECIFIED

1. ALL CONNECTOR VIEWS ARE OF WIRE INSERTION END.
2. HARNESS TO FOLLOW SPECIFICATIONS NOTED WITHIN HARNESS SPECIFICATION PM-QA W-101.
3. APPLY SECONDARY LOCKS & SEALS WHERE APPLICABLE.
4. APPLY WIRE & CONNECTOR SEALS WHERE APPLICABLE.

THE METRIC SYSTEM AND EQUIVALENTS

LINEAR MEASURE

1 Centimeter=10 Millimeters=0.01 Meters=0.3937 Inches
 1 Meter=100 Centimeters=1000 Millimeters=39.37 Inches
 1 Kilometer=1000 Meters=0.621 Miles

SQUARE MEASURE

1 Sq Centimeter=100 Sq Millimeters=0.155 Sq Inches
 1 Sq Meter=10,000 Sq Centimeters=10.76 Sq Feet
 1 Sq Kilometer=1,000,000 Sq Meters=0.386 Sq Miles

WEIGHTS

1 Gram=0.001 Kilograms=1000 Milligrams=0.035 Ounces
 1 Kilogram=1000 Grams=2.2 Lb
 1 Metric Ton=1000 Kilograms=1 Megagram=1.1 Short Tons

CUBIC MEASURE

1 Cu Centimeter=1000 Cu Millimeters=0.06 Cu Inches
 1 Cu Meter=1,000,000 Cu Centimeters=35.31 Cu Feet

LIQUID MEASURE

1 Milliliter=0.001 Liters=0.0338 Fluid Ounces
 1 Liter=1000 Milliliters=33.82 Fluid Ounces

TEMPERATURE

$5/9 (^{\circ}\text{F} - 32) = ^{\circ}\text{C}$
 212° Fahrenheit is equivalent to 100° Celsius
 90° Fahrenheit is equivalent to 32.2° Celsius
 32° Fahrenheit is equivalent to 0° Celsius
 $9/5 \text{ C}^{\circ} + 32 = \text{F}^{\circ}$

APPROXIMATE CONVERSION FACTORS

<u>TO CHANGE</u>	<u>TO</u>	<u>MULTIPLY BY</u>
Inches.....	Centimeters.....	2.540
Feet	Meters	0.305
Yards	Meters	0.914
Miles.....	Kilometers.....	1.609
Square Inches.....	Square Centimeters.....	6.451
Square Feet.....	Square Meters.....	0.093
Square Yards.....	Square Meters.....	0.836
Square Miles.....	Square Kilometers.....	2.590
Acres.....	Square Hectometers.....	0.405
Cubic Feet.....	Cubic Meters.....	0.028
Cubic Yards.....	Cubic Meters.....	0.765
Fluid Ounces.....	Milliliters.....	29.573
Pints.....	Liters.....	0.473
Quarts.....	Liters.....	0.946
Gallons.....	Liters.....	3.785
Ounces.....	Grams.....	28.349
Pounds.....	Kilograms.....	0.454
Short Tons.....	Metric Tons.....	0.907
Pound-Feet.....	Newton-Meters.....	1.356
Pounds/Sq Inch.....	Kilopascals.....	6.895
Miles per Gallon.....	Kilometers per Liter.....	0.425
Miles per Hour.....	Kilometers per Hour.....	1.609

<u>TO CHANGE</u>	<u>TO</u>	<u>MULTIPLY BY</u>
Centimeters.....	Inches.....	0.394
Meters	Feet	3.280
Meters	Yards	1.094
Kilometers.....	Miles.....	0.621
Sq Centimeters.....	Square Inches.....	0.155
Square Meters.....	Square Feet.....	10.764
Square Meters.....	Square Yards.....	1.196
Square Kilometers.....	Square Miles.....	0.386
Sq Hectometers.....	Acres.....	2.471
Cubic Meters.....	Cubic Feet.....	35.315
Cubic Meters.....	Cubic Yards.....	1.308
Milliliters.....	Fluid Ounces.....	0.034
Liters.....	Pints.....	2.113
Liters.....	Quarts.....	1.057
Liters.....	Gallons.....	0.264
Grams.....	Ounces.....	0.035
Kilograms.....	Pounds.....	2.205
Metric Tons.....	Short Tons.....	1.102
Newton-Meters.....	Pound-Feet.....	0.738
Kilopascals.....	Pounds per Sq Inch.....	0.145
Km per Liter.....	Miles per Gallon.....	2.354
Km per Hour.....	Miles per Hour.....	0.621

